



ND INDUCED TERMINATION OF PREGNANCY DATA 2022

Vital Records

Direct Comments or Questions to:

Steve Denn

701.328.3838

vitalrec@nd.gov

Table of Contents

Explanation of Data and Reported Cases	3
ND Induced Termination of Pregnancy By Categories	
State of Residence	4
Governor’s Planning Region	4
Age of the Woman	5
Woman’s Level of Education	5
Martial Status	6
Number of Living Children	6
Race of the Woman	7
Number of Previous Induced Terminations	7
Pregnancy Weeks of Gestation	8
Pregnancy Month of Termination	8

Explanation of Data and Reported Cases

All data concerning induced termination of pregnancy (ITOP) reported by the Vital Records unit of the North Dakota Department of Health and Human Services, is based on events that occur within North Dakota only.

North Dakota participates in a Vital Events Exchange Agreement with the rest of the United States and Canada to exchange information on vital events. North Dakota birth and death events occurring out of state are reported back to the Vital Records unit on a regular basis. Induced termination of pregnancy is not included in this agreement.

Because no complete number of resident events is available, no rates are calculated. If the reader is interested in ratios, based on the number of live births or pregnancies, he or she should contact the Vital Records unit at the contact information listed on the cover of this report.

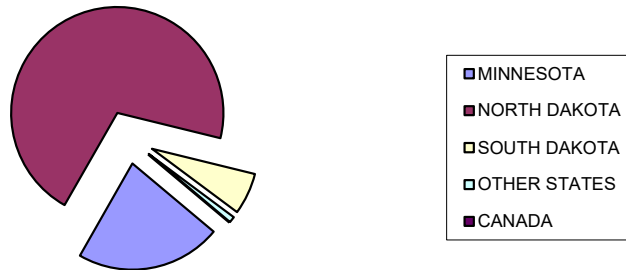
To ensure confidentiality of the individual, cross tabulation of this sensitive data set is limited. If requesting further data, no values that occur less than five times are reported.

NOTE: As a result of Roe V Wade being overturned in 2022, abortions in North Dakota stopped during the first week of August. This report represents only seven complete months of data and less than one week in August. Our office does not expect to continue producing this report in the future due to the lack of reportable data.

**NORTH DAKOTA INDUCED TERMINATION OF PREGNANCY
BY STATE OF RESIDENCE**

STATE OF RESIDENCE	NUMBER OF EVENTS
MINNESOTA	167
NORTH DAKOTA	532
SOUTH DAKOTA	48
OTHER STATES	7
CANADA	0
OCCURRENCE TOTAL	754

**NORTH DAKOTA OCCURRENCE INDUCED TERMINATION OF
PREGNANCY BY STATE OF RESIDENCE, 2020**



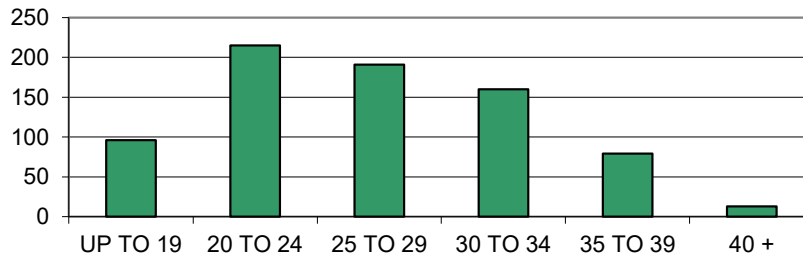
**INDUCED TERMINATION OF PREGNANCY
BY GOVERNOR'S PLANNING REGION OF RESIDENCE**

REGION	NUMBER OF EVENTS
OUT OF STATE	222
I	30
II	77
III	26
IV	69
V	203
VI	17
VII	91
VIII	19
OCCURRENCE TOTAL	754

INDUCED TERMINATION OF PREGNANCY BY AGE OF WOMAN

AGE GROUP	NUMBER OF EVENTS
UP TO 19	96
20 TO 24	215
25 TO 29	191
30 TO 34	160
35 TO 39	79
40 +	13
OCCURRENCE TOTAL	754

NORTH DAKOTA OCCURRENCE INDUCED TERMINATION OF PREGNANCY BY AGE GROUP, 2020



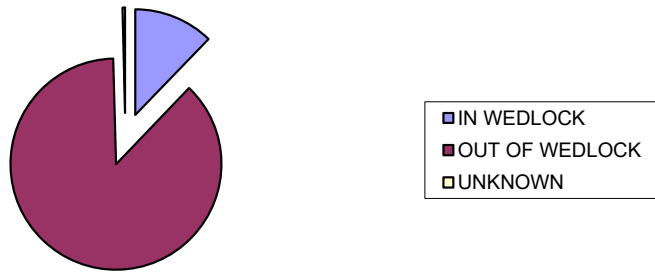
INDUCED TERMINATION OF PREGNANCY BY LEVEL OF EDUCATION

LEVEL OF EDUCATION	NUMBER OF EVENTS
LESS THAN HIGH SCHOOL DIPLOMA	7
HIGH SCHOOL DIPLOMA	91
SOME COLLEGE	336
ASSOCIATE DEGREE	60
FOUR YEAR COLLEGE DEGREE	146
GRADUATE LEVEL COLLEGE	82
NOT STATED	32
OCCURRENCE TOTAL	754

INDUCED TERMINATION OF PREGNANCY BY WEDLOCK STATUS

WEDLOCK STATUS	NUMBER OF EVENTS
IN WEDLOCK	92
OUT OF WEDLOCK	659
UNKNOWN	3
OCCURRENCE TOTAL	754

NORTH DAKOTA OCCURRENCE INDUCED TERMINATION OF PREGNANCY BY WEDLOCK STATUS, 2020



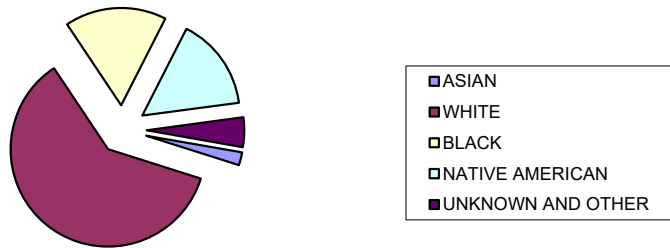
INDUCED TERMINATION OF PREGNANCY BY NUMBER OF LIVING CHILDREN

NUMBER OF LIVING CHILDREN	NUMBER OF EVENTS
NONE	312
ONE	163
TWO	144
THREE	77
FOUR	37
FIVE OR MORE	21
OCCURRENCE TOTAL	754

INDUCED TERMINATION OF PREGNANCY BY RACE

RACE	NUMBER OF EVENTS
ASIAN	16
WHITE	458
BLACK	127
NATIVE AMERICAN	116
UNKNOWN AND OTHER	37
OCCURRENCE TOTAL	754

NORTH DAKOTA OCCURRENCE INDUCED TERMINATION OF PREGNANCY BY RACE OF WOMAN, 2020



INDUCED TERMINATION OF PREGNANCY BY NUMBER OF PREVIOUS INDUCED TERMINATIONS

NUMBER OF PREVIOUS INDUCED TERMINATIONS	NUMBER OF EVENTS*
NONE	522
ONE	147
TWO	47
THREE OR MORE	38
OCCURRENCE TOTAL	754

(*) DATA REVISED 05/16/2024

INDUCED TERMINATION OF PREGNANCY BY WEEKS GESTATION

WEEKS GESTATION	NUMBER OF EVENTS
UNKNOWN	0
FIVE OR LESS	70
SIX	204
SEVEN	130
EIGHT	108
NINE	72
TEN	45
ELEVEN	48
TWELVE	11
THIRTEEN	26
FOURTEEN	17
FIFTEEN	15
SIXTEEN OR MORE	8
OCCURRENCE TOTAL	754

INDUCED TERMINATION OF PREGNANCY BY MONTH OF TERMINATION

MONTH OF TERMINATION	NUMBER OF EVENTS
JANUARY	94
FEBRUARY	92
MARCH	127
APRIL	91
MAY	106
JUNE	131
JULY	96
AUGUST	17
SEPTEMBER	0
OCTOBER	0
NOVEMBER	0
DECEMBER	0
OCCURRENCE TOTAL	754

NORTH DAKOTA OCCURRENCE INDUCED TERMINATION OF PREGNANCY BY MONTH OF OCCURRENCE, 2020

