

# How to Access VAERS Data

Before evaluating VAERS data it is important to understand the benefits of the VAERS system as well as its limitations.

VAERS accepts reports of adverse events that occur following vaccination. Anyone, including healthcare providers, vaccine manufacturers, and the public, can submit reports to the system. **While very important in monitoring vaccine safety, VAERS reports alone cannot be used to determine if a vaccine caused or contributed to an adverse event or illness.**

**VAERS reports may contain information that is incomplete, inaccurate, coincidental, or unverifiable.** Reports to VAERS can also be biased. As a result, there are limitations on how the data can be used scientifically.

Key considerations and limitations of VAERS data:

- **The number of reports alone cannot be interpreted as evidence of a causal association between a vaccine and an adverse event**, or as evidence about the existence, severity, frequency, or rates of problems associated with vaccines.
- Reports may include incomplete, inaccurate, coincidental, and unverified information.
- VAERS does not obtain follow up records on every report. If a report is classified as serious, VAERS requests additional information, such as health records, to further evaluate the report.
- VAERS data are limited to vaccine adverse event reports received between 1990 and the most recent date for which data are available.
- VAERS data do not represent all known safety information for a vaccine and should be interpreted in the context of other scientific information.

VAERS data available to the public include only the initial report data to VAERS. Updated data which contains data from medical records and corrections reported during follow up are used by the government for analysis. However, for numerous reasons including data consistency, these amended data are not available to the public.

## Options to Access VAERS Data

VAERS data is accessible two different ways: by downloading raw data in [comma-separated value \(CSV\) files](#) for import into a database, spreadsheet, or text editing program, or by use of the [CDC WONDER](#) online search tool.

## Instructions for accessing VAERS Data using CDC Wonder

For the purposes of these instructions, we will be pulling information on the number of people in North Dakota who have had an Adverse Event reported to the VAERS system after COVID-19 vaccine from January 2023 – May 2023.

Additional Information about accessing VAERS data using the CDC Wonder application can be found on the [CDC website](#).

1. Go To <https://wonder.cdc.gov/vaers.html>
2. Read the VAERS Disclaimer and click I have read and understand the disclaimer once you have done so.

**Disclaimer**

VAERS accepts reports of adverse events that occur following vaccination. Anyone, including healthcare providers, vaccine manufacturers, and the public, can submit reports to the system. While very important in monitoring vaccine safety, VAERS reports alone cannot be used to determine if a vaccine caused or contributed to an adverse event or illness. Vaccine providers are encouraged to report any clinically significant health problem following vaccination to VAERS even if they are not sure if the vaccine was the cause. In some situations, reporting to VAERS is required of healthcare providers and vaccine manufacturers.

VAERS reports may contain information that is incomplete, inaccurate, coincidental, or unverifiable. Reports to VAERS can also be biased. As a result, there are limitations on how the data can be used scientifically. Data from VAERS reports should always be interpreted with these limitations in mind.

The strengths of VAERS are that it is national in scope and can often quickly detect an early hint or warning of a safety problem with a vaccine. VAERS is one component of CDC's and FDA's multifaceted approach to monitoring safety after vaccines are licensed or authorized for use. There are multiple, complementary systems that CDC and FDA use to capture and validate data from different sources. VAERS is designed to rapidly detect unusual or unexpected patterns of adverse events, also referred to as "safety signals." If a possible safety signal is found in VAERS, further analysis is performed with other safety systems, such as the CDC's Vaccine Safety Datalink (VSD) and Clinical Immunization Safety Assessment (CISA) Project, or in the FDA BEST (Biological Effectiveness and Safety) system. These systems are less impacted by the limitations of spontaneous and voluntary reporting in VAERS and can better assess possible links between vaccination and adverse events. Additionally, CDC and FDA cannot provide individual medical advice regarding any report to VAERS.

Key considerations and limitations of VAERS data:

- The number of reports alone cannot be interpreted as evidence of a causal association between a vaccine and an adverse event, or as evidence about the existence, severity, frequency, or rates of problems associated with vaccines.
- Reports may include incomplete, inaccurate, coincidental, and unverified information.
- VAERS does not obtain follow up records on every report. If a report is classified as serious, VAERS requests additional information, such as health records, to further evaluate the report.
- VAERS data are limited to vaccine adverse event reports received between 1990 and the most recent date for which data are available.
- VAERS data do not represent all known safety information for a vaccine and should be interpreted in the context of other scientific information.

VAERS data available to the public include only the initial report data to VAERS. Updated data which contains data from medical records and corrections reported during follow up are used by the government for analysis. However, for numerous reasons including data consistency, these amended data are not available to the public.

Additionally, reports to VAERS that appear to be false or fabricated with the intent to mislead CDC and FDA may be reviewed before they are added to the VAERS database. **Knowingly filing a false VAERS report is a violation of Federal law (18 U.S. Code § 1001) punishable by fine and imprisonment.**

I have read and understand the disclaimer.

**North Dakota Department of Health and Human Services**  
600 East Boulevard Avenue, Dept 325  
Bismarck N.D. 58505  
(701) 328-2310 • Toll-free: (800) 472-2622 • [www.hhs.nd.gov](http://www.hhs.nd.gov)

3. You will be taken to the "About VAERS" page. To start your search, click on VAERS Data Search.

Request Form Results Map Chart Report About

[Dataset Documentation](#) [Other Data Access](#) [Data Use Restrictions](#) [How to Use WONDER](#)

**Note:** Any use of these data implies consent to abide by the terms of the data use restrictions.

### The Vaccine Adverse Event Reporting System (VAERS)

The Vaccine Adverse Event Reporting System (VAERS) database contains information on unverified reports of adverse events (illnesses, health problems and/or symptoms) following immunization with US-licensed vaccines. Reports are accepted from anyone and can be submitted electronically at [www.vaers.hhs.gov](http://www.vaers.hhs.gov).

#### Search Current VAERS Data

The information in this database contains reports received from 1990 to the present. Data can be searched by the following: age, event category, gender, manufacturers, onset interval, recovery status, serious/non-serious category, state/territory, symptoms, vaccine, VAERS ID #, year reported, month reported, year vaccinated and month vaccinated. Click the VAERS Data Search button below to begin your data search.

**VAERS Data Search**

**VAERS Report Details\***

\* This allows you to search for details on a specific VAERS report by the VAERS ID number.

#### How to Access Data from CDC's VAERS WONDER System

[Written steps: How to access VAERS data](#)

[Video: How to access VAERS data](#)

This video demonstrates how to search VAERS data using CDC WONDER. You will also learn about the purpose of VAERS and strengths and limitations of VAERS data.

Watch specific sections of the video:

- [Section 1: Introduction to VAERS](#)
- [Section 2: How to Search VAERS Public Data](#)
- [Section 3: Strengths and Limitations of VAERS Data](#)
- [Section 4: Where to Get More Information](#)

You will be taken to the page below where you can start your search.

Request Form Results Map Chart Report About

[Dataset Documentation](#) [Other Data Access](#) [Data Use Restrictions](#) [How to Use WONDER](#) Save Reset

Make all desired selections and then click any **Send** button one time to send your request.

### 1. Organize table layout:

**Group Results By:** Symptoms

**And By:** None

**And By:** None

**And By:** None

**And By:** None

**Optional Measures** (Check box to include in results.)

- Adverse Event Description
- Lab Data
- Current Illness
- Adverse Events After Prior Vaccinations
- Medications At Time Of Vaccination
- History/Allergies

Title:

**2. Select symptoms:**

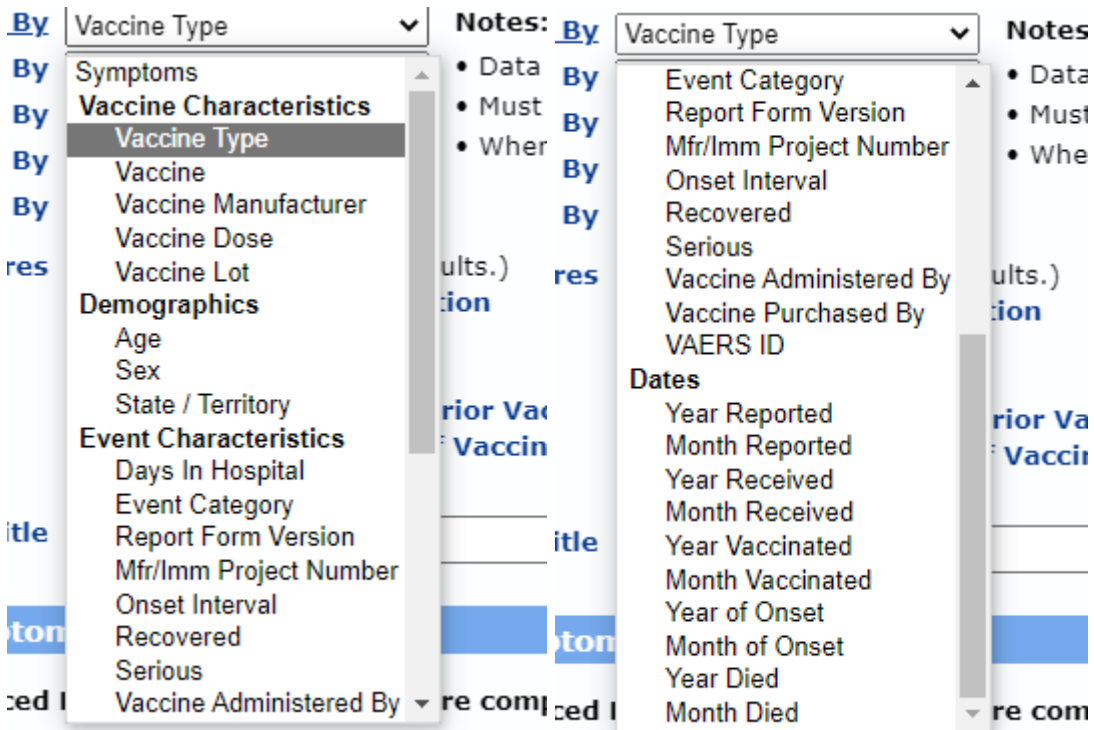
Click the [Advanced Finder Options](#) link for more complex searches.

**Browse** or **search** to find items in the Symptoms Finder Tool, then **highlight** the items to use for this request. (The *Currently selected* box displays all current request items.)

[Finder Tool Help](#) [Advanced Finder Options](#)

**North Dakota Department of Health and Human Services**  
600 East Boulevard Avenue, Dept 325  
Bismarck N.D. 58505  
(701) 328-2310 • Toll-free: (800) 472-2622 • [www.hhs.nd.gov](http://www.hhs.nd.gov)

- Choose which variables you wish to include in your results. Clicking the down arrow will show all of your options shown below. Please note that it is very easy to include duplicate events when accessing VAERS data. An individual can have multiple symptoms assigned to their one VAERS ID which can quickly inflate the event numbers.



For the purposes of these instructions we will select VAERS ID in the first box under Group Results By (to avoid duplicates), Vaccine to show which COVID-19 vaccine a person received, and select Adverse Event Description under Optional Measures.

1. Organize table layout:

Group Results By:  Notes:

And By:

And By:

And By:

And By:

Optional Measures (Check box to include in results.)

Adverse Event Description

Lab Data

Current Illness

Adverse Events After Prior Vaccinations

Medications At Time Of Vaccination

History/Allergies

Title:

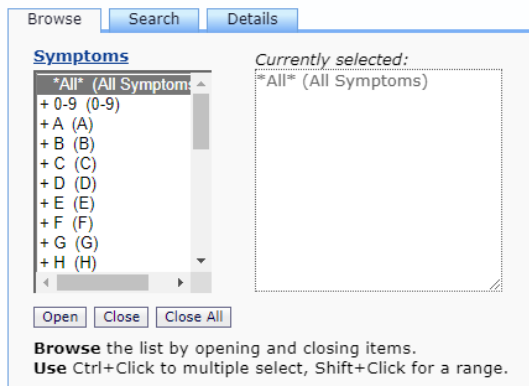
5. Scroll down to Select Symptoms where you can choose symptoms to search for. To search for specific symptoms, click on the Search tab. Select the terms you want to use for your search. As you highlight a term, it is moved to the Currently Selected box on the right side of the screen. To select more than one term, hold down the Control key. To select a range of terms, hold down the Shift key. If you do not select specific symptoms it will default to All Symptoms.

## 2. Select symptoms:

Click the [Advanced Finder Options](#) link for more complex searches.

**Browse** or **search** to find items in the Symptoms Finder Tool, then **highlight** the items to use for this request. (The *Currently selected* box displays all current request items.)

[Finder Tool Help](#)   [Advanced Finder Options](#)



6. Scroll down to Select Vaccine Characteristics. When a vaccine is highlighted it moves to the Currently Selected box on the right side of the screen. You can also search for vaccine manufacturer, vaccine dose number, and vaccine lot number. If you don't select any, it will default to all manufacturers, all doses, and all lot numbers. Options to select in this section are listed below.
  - a. Vaccine Products – Vaccine type and vaccine
  - b. Manufacturers – makers of vaccine products
  - c. Vaccine Dose – number of vaccine doses given for a vaccine
  - d. Vaccine Lot – manufacturer's lot number for a vaccine product. The lot number is the id number the manufacturer assigns to a batch of vaccine.

## North Dakota Department of Health and Human Services

600 East Boulevard Avenue, Dept 325

Bismarck N.D. 58505

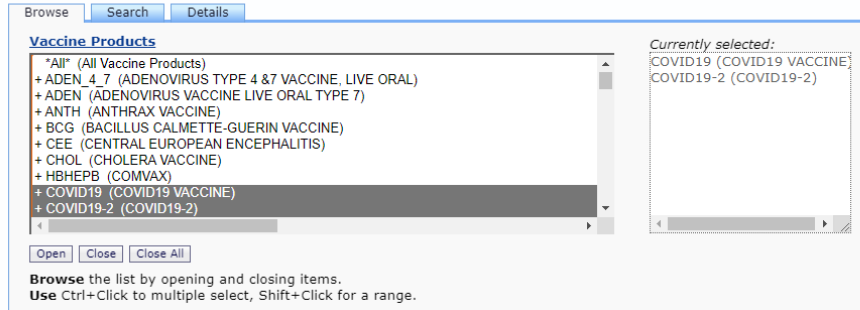
(701) 328-2310 • Toll-free: (800) 472-2622 • [www.hhs.nd.gov](http://www.hhs.nd.gov)

**3. Select vaccine characteristics:**

**NOTE:** Flu vaccine brands are no longer separately listed by year. If you want to search for a specific year of a vaccination, please go to section 6 (Select date are interested in searching).

**Browse** or **search** to find items in the Vaccine Products Finder Tool, then **highlight** the items to use for this request. (The *Currently selected* box displays all current request items.)

[Finder Tool Help](#)   [Advanced Finder Options](#)



**Vaccine Products**

- \*All\* (All Vaccine Products)
- + ADEN\_4\_7 (ADENOVIRUS TYPE 4 & 7 VACCINE, LIVE ORAL)
- + ADEN\_ (ADENOVIRUS VACCINE LIVE ORAL TYPE 7)
- + ANTH\_ (ANTHRAX VACCINE)
- + BCG\_ (BACILLUS CALMETTE-GUERIN VACCINE)
- + CEE\_ (CENTRAL EUROPEAN ENCEPHALITIS)
- + CHOL\_ (CHOLERA VACCINE)
- + HBHEPB\_ (COMVAX)
- + COVID19 (COVID19 VACCINE)
- + COVID19-2 (COVID19-2)

*Currently selected:*  
 COVID19 (COVID19 VACCINE)  
 COVID19-2 (COVID19-2)

Open Close Close All

**Browse** the list by opening and closing items.  
**Use** Ctrl+Click to multiple select, Shift+Click for a range.

**Vaccine Manufacturer**

- All Manufacturers
- AVENTIS PASTEUR
- BAVARIAN NORDIC
- BAXTER HEALTHCARE CORP.
- BERNA BIOTECH, LTD.
- BSI
- BURROUGHS WELLCOME

**Vaccine Dose**

- All Doses
- 1 Dose
- 2 Doses
- 3 Doses
- 4 Doses
- 5 Doses
- 6 Doses

**Vaccine Lot**

Enter vaccine lots, one per line, maximum 15 characters each. Leave empty for all lots.

7. Scroll down to Select Location, Age, and Gender, which allows you to select specific locations, ages, and genders. If you don't select anything, it will default to all U.S. states and territories, all ages, and all genders.

**4. Select location, age, gender:**

**State / Territory**

- New Mexico
- New York
- North Carolina
- North Dakota**
- Ohio
- Oklahoma
- Oregon

**Age**

- All Ages
- < 6 months
- 6-11 months
- 1-2 years
- 3-5 years
- 6-17 years
- 18-29 years

**Sex**

- All Genders
- Female
- Male
- Unknown

**North Dakota Department of Health and Human Services**  
 600 East Boulevard Avenue, Dept 325  
 Bismarck N.D. 58505  
 (701) 328-2310 • Toll-free: (800) 472-2622 • [www.hhs.nd.gov](http://www.hhs.nd.gov)

8. Scroll down to Select Other Event Characteristics, which allows you to select characteristics of the adverse event you're interested in. If you don't select anything it will default to all adverse events. Options to select in this section are listed below.
  - a. Event Category - describes the outcome of the event
  - b. Recovered - indicates if the patient recovered from reported adverse event
  - c. Vaccine administered by – What kind healthcare provider administered the immunization
  - d. Onset interval – number of days after immunization when reported symptoms of event occurred.
  - e. Days in Hospital-number of days hospitalized
  - f. Report From Version – version of VAERS form that was filled out
  - g. VAERS ID – unique identification number of VAERS report
  - h. Mfr/Imm Project number - Manufacturer/Immunization Project Number, when applicable. Leave this box empty if you don't wish to limit your search to specific project numbers.

**5. Select other event characteristics:**

<p><b>Event Category</b></p> <div style="border: 1px solid black; padding: 2px;"> <p>All Events</p> <p>Death</p> <p>Life Threatening</p> <p>Permanent Disability</p> <p>Congenital Anomaly / Birth Defect *</p> <p>Hospitalized</p> <p>Existing Hospitalization Prolonged</p> <p>Emergency Room / Office Visit **</p> <p>Emergency Room *</p> <p>Office Visit *</p> <p>None of the above</p> </div> <p><small>* VAERS 2.0 Report Form Only</small></p> <p><small>** VAERS-1 Report Form Only</small></p>	<p><b>Recovered</b></p> <div style="border: 1px solid black; padding: 2px;"> <p>All Events</p> <p>No</p> <p>Yes</p> <p>Unknown</p> <p>Missing</p> </div> <p><b>Serious</b></p> <div style="border: 1px solid black; padding: 2px;"> <p>All Events</p> <p>Yes</p> <p>No</p> </div>	<p><b>Vaccine Administered By</b></p> <div style="border: 1px solid black; padding: 2px;"> <p>All Entities</p> <p>Public</p> <p>Private</p> <p>Other</p> <p>Military</p> <p>Work *</p> <p>Pharmacy *</p> <p>Senior Living *</p> <p>School *</p> <p>Unknown</p> </div> <p><small>* VAERS 2.0 Report Form Only</small></p>
<p><b>Onset Interval</b></p> <div style="border: 1px solid black; padding: 2px;"> <p>All Days</p> <p>0 days</p> <p>1 day</p> <p>2 days</p> <p>3 days</p> <p>4 days</p> <p>5 days</p> <p>6 days</p> <p>7 days</p> <p>8 days</p> <p>9 days</p> <p>10-14 days</p> <p>15-30 days</p> <p>31-60 days</p> <p>61-120 days</p> <p>Over 120 days</p> <p>Unknown</p> </div>	<p><b>Days In Hospital</b></p> <div style="border: 1px solid black; padding: 2px;"> <p>All Days</p> <p>None</p> <p>&lt; 24 hrs</p> <p>1 day</p> <p>2 days</p> <p>3 days</p> <p>4 days</p> <p>5 days</p> <p>6 days</p> <p>7 days</p> <p>8 days</p> <p>9 days</p> <p>10-14 days</p> <p>15-30 days</p> <p>31-60 days</p> <p>61-120 days</p> <p>Over 120 days</p> <p>Unknown</p> </div>	<p><b>Report Form Version</b></p> <div style="border: 1px solid black; padding: 2px;"> <p>All Events</p> <p>VAERS-1</p> <p>VAERS 2.0</p> </div> <p><b>Vaccine Purchased By</b></p> <div style="border: 1px solid black; padding: 2px;"> <p>All Entities</p> <p>Public **</p> <p>Private **</p> <p>Other **</p> <p>Military **</p> <p>Unknown **</p> <p>Not Applicable *</p> </div> <p><small>* VAERS 2.0 Report Form Only</small></p> <p><small>** VAERS-1 Report Form Only</small></p>
<p><b>VAERS ID</b></p> <div style="border: 1px solid black; height: 40px; width: 100%;"></div> <p>Enter full or partial VAERS IDs, one per line. Leave empty for all events.</p>	<p><b>Mfr/Imm Project Number</b></p> <div style="border: 1px solid black; height: 40px; width: 100%;"></div> <p>Enter Mfr / Immun project reports, one per line, maximum 25 characters each. Leave empty for all reports.</p>	

**North Dakota Department of Health and Human Services**  
 600 East Boulevard Avenue, Dept 325  
 Bismarck N.D. 58505  
 (701) 328-2310 • Toll-free: (800) 472-2622 • www.hhs.nd.gov

9. Scroll down to Search Text Fields. In this section, you can search for exact words that appear in each section of the VAERS report.

**6. Search text fields:**

Limit results to events with words or phrases in any of these text fields.

Enter one or more words per line to find events with **all** words found in line.  
 Entries on more than one line will find events with **any** word or entire phrase found on each line. [Show More >>](#)

<a href="#">Adverse Event Description</a>	<a href="#">Lab Data</a>	<a href="#">Current Illness</a>
<input type="text"/>	<input type="text"/>	<input type="text"/>
<a href="#">Adverse Events After Prior Vaccinations</a>	<a href="#">Medications At Time Of Vaccination</a>	<a href="#">History/Allergies</a>
<input type="text"/>	<input type="text"/>	<input type="text"/>

10. Scroll down to Select Report Completed Dates, which allows you to search for a specific date that a VAERS report was completed. If you don't select anything, it will default to all dates in VAERS, from 1990 to the present.

**7. Select report completed dates:**

**Browse** or **search** to find items in the Date Report Completed Finder Tool, then **highlight** the items to use for this request.  
 (The *Currently selected* box displays all current request items.)

[Finder Tool Help](#)   [Advanced Finder Options](#)

Browse   Search   Details

**Date Report Completed**

<ul style="list-style-type: none"> <li>+ *All* (All Dates)</li> <li>+ 1900-90 (Before 1990)</li> <li>+ 1990 (1990)</li> <li>+ 1991 (1991)</li> <li>+ 1992 (1992)</li> <li>+ 1993 (1993)</li> <li>+ 1994 (1994)</li> <li>+ 1995 (1995)</li> <li>+ 1996 (1996)</li> <li>+ 1997 (1997)</li> </ul> <p>Open   Close   Close All</p> <p><b>Browse</b> the list by opening and closing items.  <b>Use</b> Ctrl+Click to multiple select, Shift+Click for a range.</p>	<p>Currently selected:</p> <p>*All* (All Dates)</p>
--	---

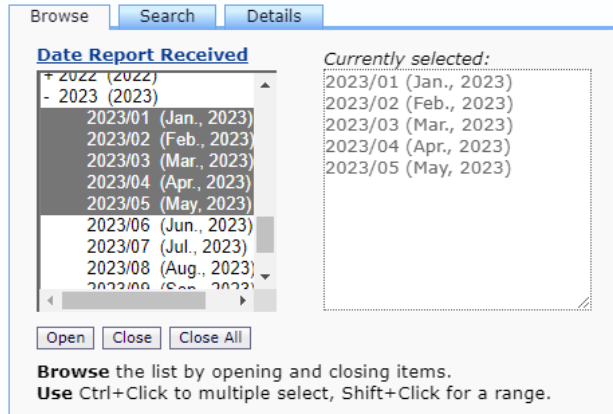


11. Scroll down to Select Report Received Dates, which allows you to search for specific dates that reports were received by VAERS. If you leave don't select anything, it will default to all dates in VAERS.

### 8. Select report received dates:

**Browse** or **search** to find items in the Date Report Received Finder Tool, then **highlight** the items to use for this request. (The *Currently selected* box displays all current request items.)

[Finder Tool Help](#)   [Advanced Finder Options](#)

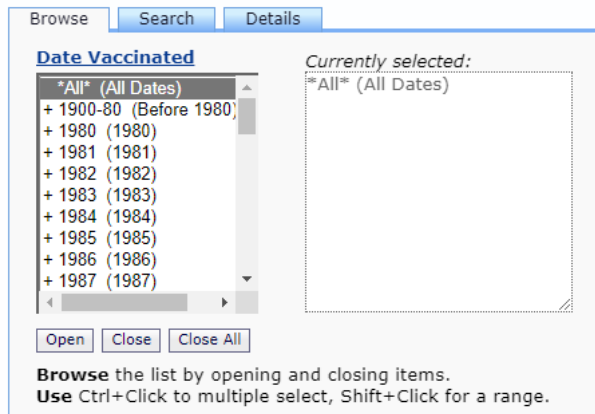


12. Scroll down to Select Vaccination Dates, which allows you to search for specific dates when persons were vaccinated. If you don't select anything, it will default to all dates in VAERS.

### 9. Select vaccination dates:

**Browse** or **search** to find items in the Date Vaccinated Finder Tool, then **highlight** the items to use for this request. (The *Currently selected* box displays all current request items.)

[Finder Tool Help](#)   [Advanced Finder Options](#)



**North Dakota Department of Health and Human Services**  
600 East Boulevard Avenue, Dept 325  
Bismarck N.D. 58505  
(701) 328-2310 • Toll-free: (800) 472-2622 • [www.hhs.nd.gov](http://www.hhs.nd.gov)

13. Scroll down to Select Adverse Event Onset Dates, which allows you to search for specific dates when an adverse event occurred. If you don't select anything, it will default to all dates in VAERS.

#### 10. Select adverse event onset dates:

**Browse** or **search** to find items in the Date of Onset Finder Tool, then **highlight** the items to use for this request. (The *Currently selected* box displays all current request items.)

[Finder Tool Help](#)   [Advanced Finder Options](#)

Browse   Search   Details

**Date of Onset**

- \*All\* (All Dates)
- + 1900-80 (Before 1980)
- + 1980 (1980)
- + 1981 (1981)
- + 1982 (1982)
- + 1983 (1983)
- + 1984 (1984)
- + 1985 (1985)
- + 1986 (1986)
- + 1987 (1987)

Currently selected:  
\*All\* (All Dates)

Open   Close   Close All

**Browse** the list by opening and closing items.  
**Use** Ctrl+Click to multiple select, Shift+Click for a range.

14. Scroll down to Select Death Dates, which allows you to search for a specific date when a death occurred. If you don't select anything, it will default to all dates in VAERS.

#### 11. Select death dates:

**Browse** or **search** to find items in the Date Died Finder Tool, then **highlight** the items to use for this request. (The *Currently selected* box displays all current request items.)

[Finder Tool Help](#)   [Advanced Finder Options](#)

Browse   Search   Details

**Date Died**

- \*All\* (All Dates)
- + 1900-80 (Before 1980)
- + 1980 (1980)
- + 1981 (1981)
- + 1982 (1982)
- + 1983 (1983)
- + 1984 (1984)
- + 1985 (1985)
- + 1986 (1986)
- + 1987 (1987)

Currently selected:  
\*All\* (All Dates)

Open   Close   Close All

**Browse** the list by opening and closing items.  
**Use** Ctrl+Click to multiple select, Shift+Click for a range.

**North Dakota Department of Health and Human Services**  
600 East Boulevard Avenue, Dept 325  
Bismarck N.D. 58505  
(701) 328-2310 • Toll-free: (800) 472-2622 • [www.hhs.nd.gov](http://www.hhs.nd.gov)

15. Other Options allows you to choose how your results will appear.
- a. Export Results: If checked then results are exported to a file.
  - b. Show totals: If checked totals and subtotals will appear in results table
  - c. Show Zero Values: If checked rows containing zero values will appear in the results table.
  - d. Precision: Select the precision for the percentage calculations (if applicable).
  - e. Data Access Timeout: Value specifies the maximum time to wait for the data access for a search to complete.

#### 12. Other options:

**Export Results**  (Check box to download results to a file)  
**Show Totals**   
**Show Zero Values**   
**Precision**  decimal places  
**Data Access Timeout**  minutes

16. Press any of the Send buttons on the page. Your search results will appear on the screen.

[Help](#)

17. Results appear as a table. Below are additional options that can be selected after the table is visible.
- a. To export results into a **xxxx** file click export.
  - b. To learn more about an individual VAERS report click the VAERS ID
  - c. To adjust the information you requested go back to the request form.
  - d. To save the query click save and follow the instructions.

**North Dakota Department of Health and Human Services**

600 East Boulevard Avenue, Dept 325

Bismarck N.D. 58505

(701) 328-2310 • Toll-free: (800) 472-2622 • [www.hhs.nd.gov](http://www.hhs.nd.gov)

**Request Form** | Results | Map | Chart | Report | About

Dataset Documentation | Other Data Access | Help for Results | Printing Tips | Help with Exports

Save | Export | Reset

Quick Options | More Options | Top | Notes | Citation | Query Criteria

**Messages:**

- ▶ VAERS data in CDC WONDER are updated every Friday. Hence, results for the same query can change from week to week.
- ▶ These results are for 44 total events.
- ▶ When grouped by VAERS ID, results initially don't show Events Reported, Percent, or totals. Use Quick or More Options to restore them, if you wish.
- ▶ Click on a VAERS ID to see a report containing detailed information for the event.
- ▶ Rows with zero Events Reported are hidden. Use Quick Options above to show zero rows.

*Some measures are hidden, use Quick or More Options above to restore them.*

VAERS ID	Vaccine Type	Adverse Event Description
<a href="#">2549899-1</a>	COVID19 VACCINE (COVID19)	Pt's wife reported that pt's last dose of OPSUMIT was yesterday (12/22/2022). pt did not order on time, right now pt is in the hospital. he was unwell on monday, went to complete covid test, and he was vaccinated for covid on monday (12/19/2022). unknown if covid positive. 2 days later (12/21/2022) he didn't fell well again and when he stood up from the bed he collapsed and couldn't breathe. right now pt admitted to the hospital for pneumonia since wednesday(12/21/2022). unknown if hospital can provide opsumit. no other information provided.
<a href="#">2551317-1</a>	COVID19-2 (COVID19-2)	Patient did not have any symptoms. This is just reporting inadvertently given the Bivalent when it should have been the Monovalent.
<a href="#">2557721-1</a>	COVID19-2 (COVID19-2)	child received first covid monovalent pfizer peds vaccine for 6 mo through 4 years on 11/22/22. Gave covid bivalent peds pfizer as 2nd dose on 1/6/23, child should have received 2nd monovalent covid vaccine. No adverse reactions

## VAERS Event Details Report

This report can be utilized when you know a VAERS ID and want to see information specific to that event.

1. Select the VAERS Report Details button on the About page.

About The Vaccine Adverse Event Reporting System (VAERS)

**Request Form** | Results | Map | Chart | Report | About

Dataset Documentation | Other Data Access | Data Use Restrictions | How to Use WONDER

**Note:** Any use of these data implies consent to abide by the terms of the data use restrictions.

**The Vaccine Adverse Event Reporting System (VAERS)**

The Vaccine Adverse Event Reporting System (VAERS) database contains information on unverified reports of adverse events (illnesses, health problems and/or symptoms) following immunization with US-licensed vaccines. Reports are accepted from anyone and can be submitted electronically at [www.vaers.hhs.gov](http://www.vaers.hhs.gov).

**Search Current VAERS Data**

The information in this database contains reports received from 1990 to the present. Data can be searched by the following: age, event category, gender, manufacturers, onset interval, recovery status, serious/non-serious category, state/territory, symptoms, vaccine, VAERS ID #, year reported, month reported, year vaccinated and month vaccinated. Click the VAERS Data Search button below to begin your data search.

[VAERS Data Search](#)

[VAERS Report Details\\*](#)

\* This allows you to search for details on a specific VAERS report by the VAERS ID number.

**How to Access Data from CDC's VAERS WONDER System**

Written steps: [How to access VAERS data](#)

Video: [How to access VAERS data](#)

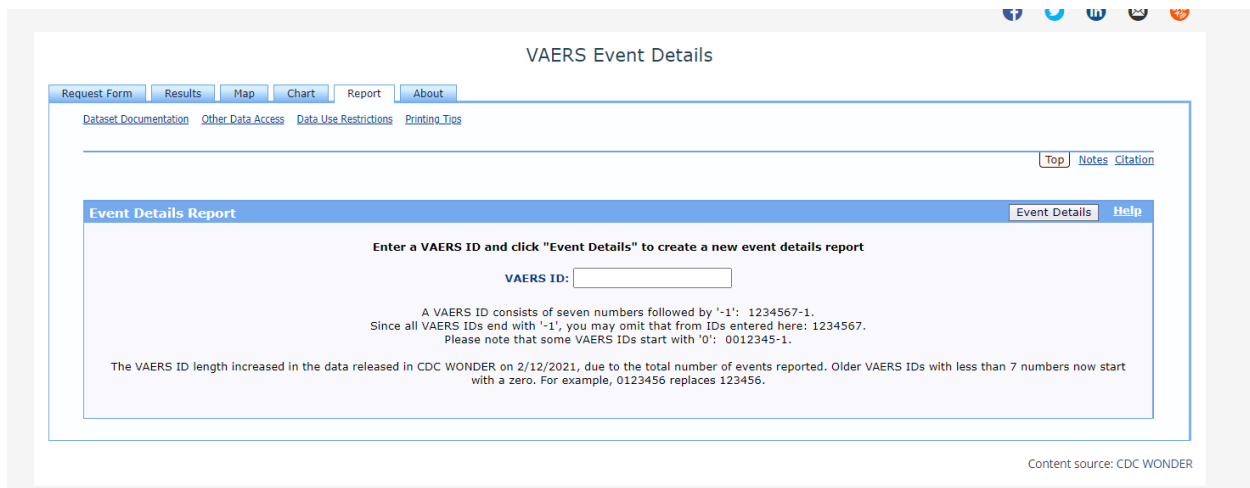
This video demonstrates how to search VAERS data using CDC WONDER. You will also learn about the purpose of VAERS and strengths and limitations of VAERS data.

Watch specific sections of the video:

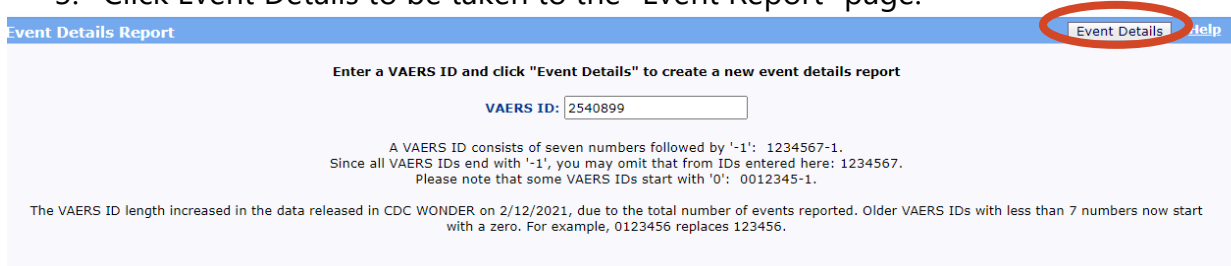
- [Section 1: Introduction to VAERS](#)
- [Section 2: How to Search VAERS Public Data](#)
- [Section 3: Strengths and Limitations of VAERS Data](#)
- [Section 4: Where to Get More Information](#)

This takes you to the Report tab and shows the "Event Details Report" page.

**North Dakota Department of Health and Human Services**  
 600 East Boulevard Avenue, Dept 325  
 Bismarck N.D. 58505  
 (701) 328-2310 • Toll-free: (800) 472-2622 • [www.hhs.nd.gov](http://www.hhs.nd.gov)



2. Enter a VAERS ID into the box. Remember the following VAERS ID information.
  - a. VAERS ID consists of seven numbers followed by '-1': 1234567-1.
  - b. Since all VAERS IDs end with '-1', you may omit that from IDs entered here: 1234567.
  - c. Please note that some VAERS IDs start with '0': 0012345-1.
3. Click Event Details to be taken to the "Event Report" page.



**North Dakota Department of Health and Human Services**  
600 East Boulevard Avenue, Dept 325  
Bismarck N.D. 58505  
(701) 328-2310 • Toll-free: (800) 472-2622 • [www.hhs.nd.gov](http://www.hhs.nd.gov)