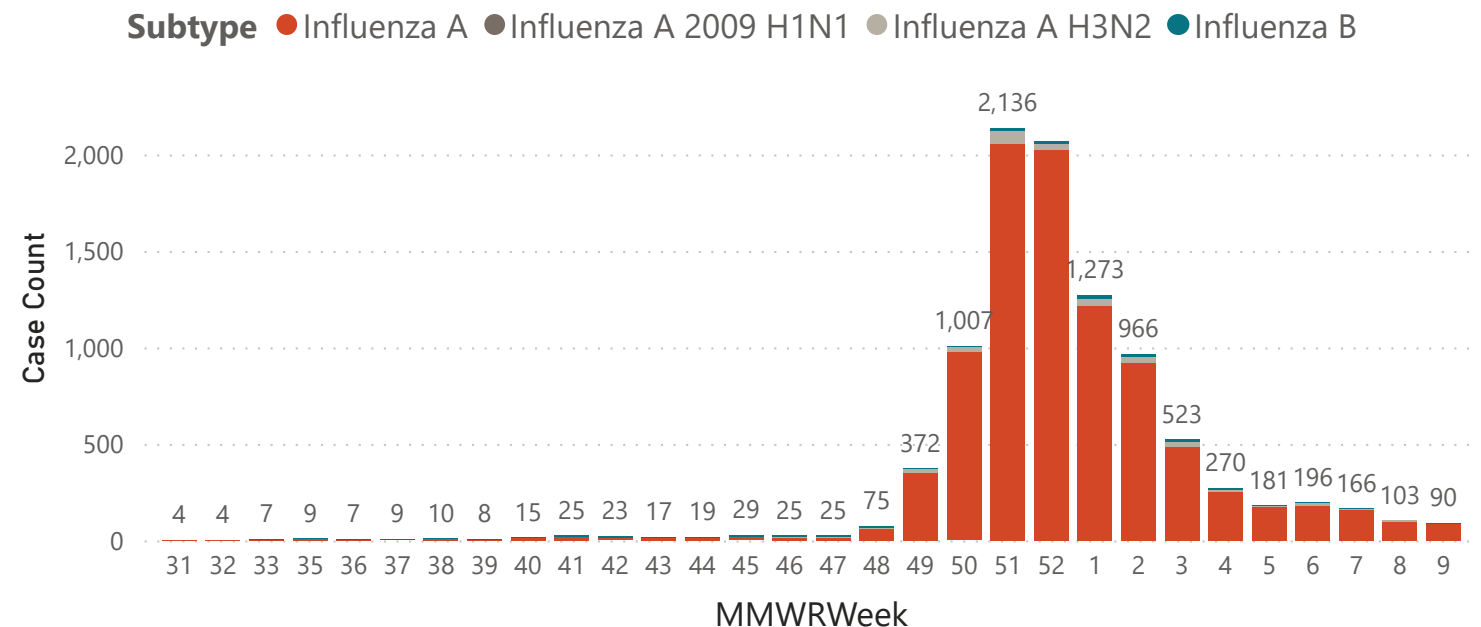


Current influenza activity as of week 9 remains low, although hospitalizations due to flu continue to occur. Influenza seasons are often unpredictable, and it is possible that influenza activity will continue throughout the remainder of the 2021-22 influenza season. If you have not already done so, it is not too late to get your influenza vaccination; for more information regarding flu vaccination, please visit health.nd.gov/immunize.

	Last Week	Season Total
New Influenza Cases:	90	9,662
Outpatient Visits for Influenza-like Illness:	3.21%	3.45%
Laboratory Specimens Positive for Influenza:	2.00%	9.00%
Percentage of Students Absent from School:	0.01%	9.84%
New Hospitalizations due to Influenza:	3	197
New Deaths due to Influenza:	0	36

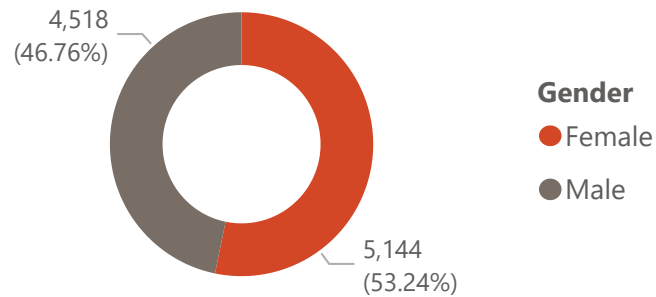
Subtype	Cases in Previous Week	Total for Season
Influenza A	86	9,192
Influenza A 2009 H1N1	0	1
Influenza A H3N2	1	302
Influenza B	3	167
Total	90	9,662

Influenza Cases by Week Number

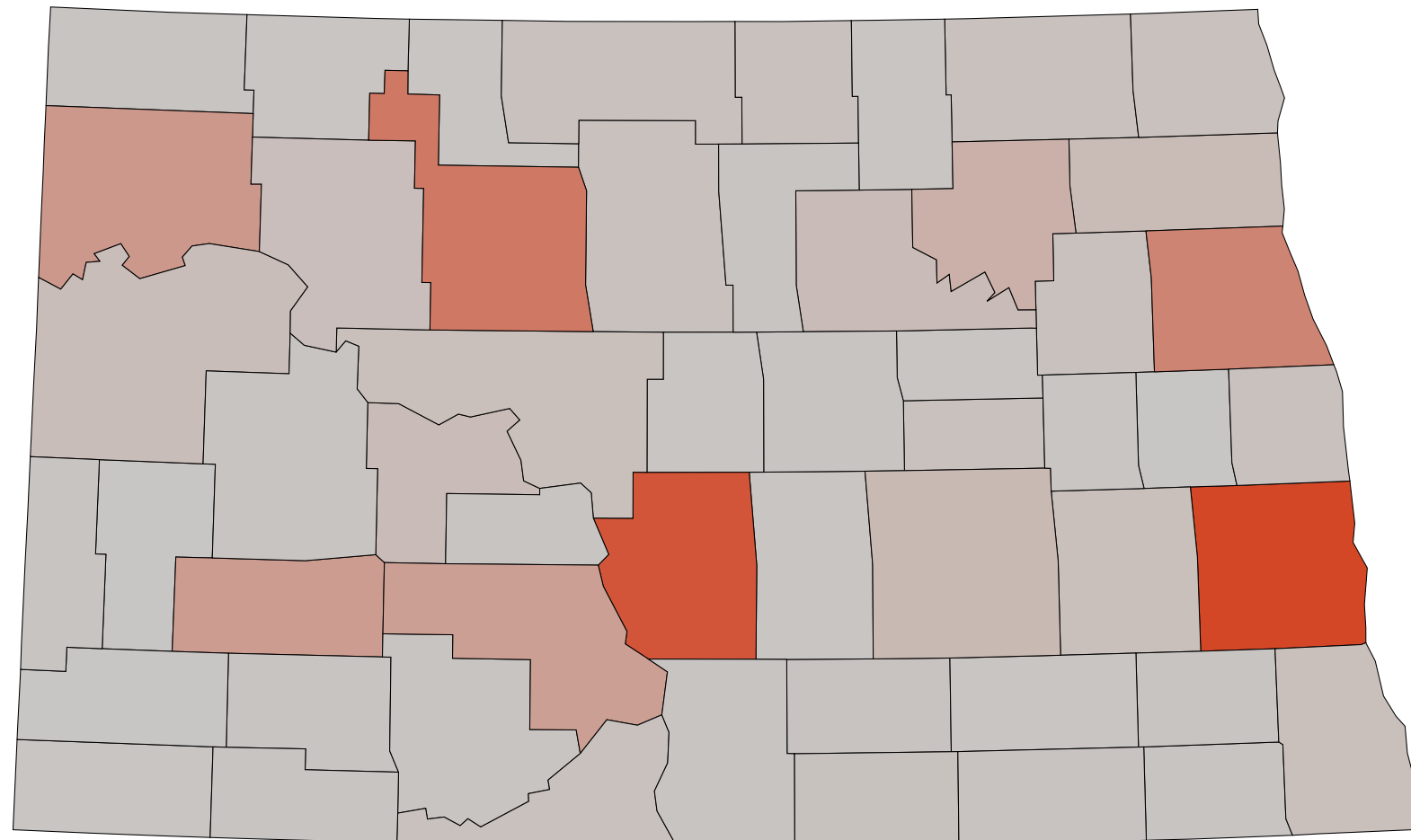


Laboratory-confirmed influenza is a reportable disease in North Dakota. Influenza "cases" include people that have tested positive for influenza in a healthcare setting. It does not include people with influenza who did not seek healthcare, or were diagnosed without a lab test, which is common. The true number of people in North Dakota is underrepresented, but case data allows us where influenza is circulating and in what populations. It also provides context regarding how the current season compares with previous seasons. Find more information about cases on ndflu.com

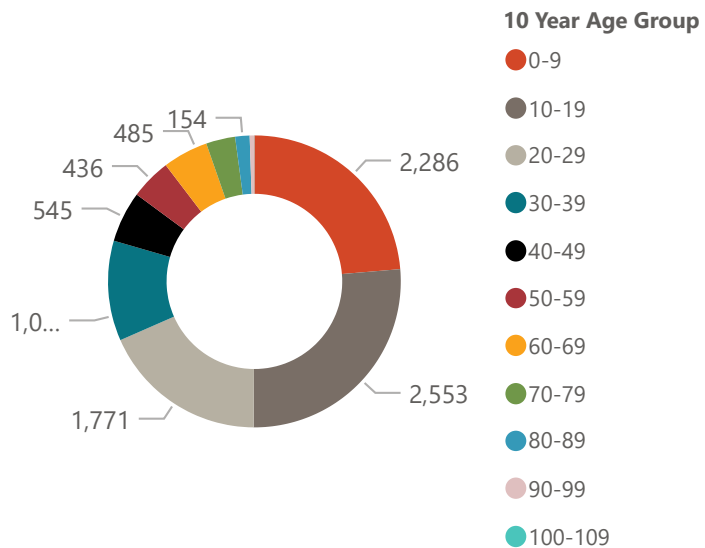
Influenza Cases by Gender



Total Influenza Cases by County



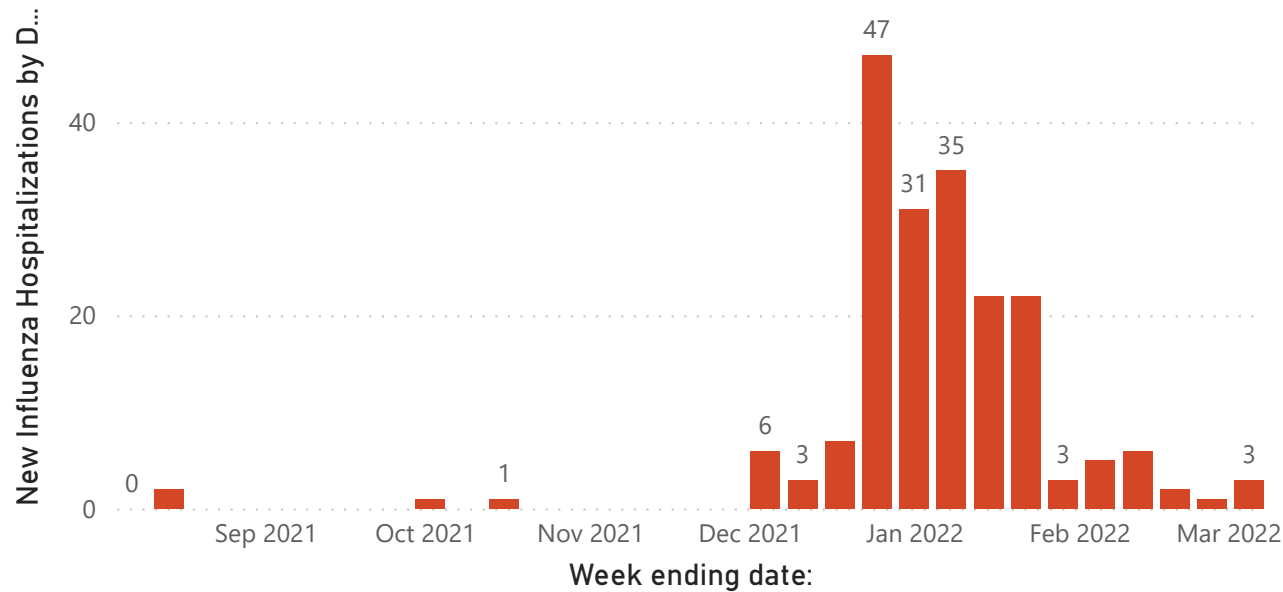
Influenza Cases by Age Group



Influenza Hospitalization information is collected via daily aggregated reports to the NDDoH. Because this surveillance methodology is new this year, hospitalization numbers this year may not be comparable to previous years.

Influenza Death information is obtained from Vital Records, and is based on the listed cause of death on the individuals death certificate.

New Influenza Hospitalizations by Date



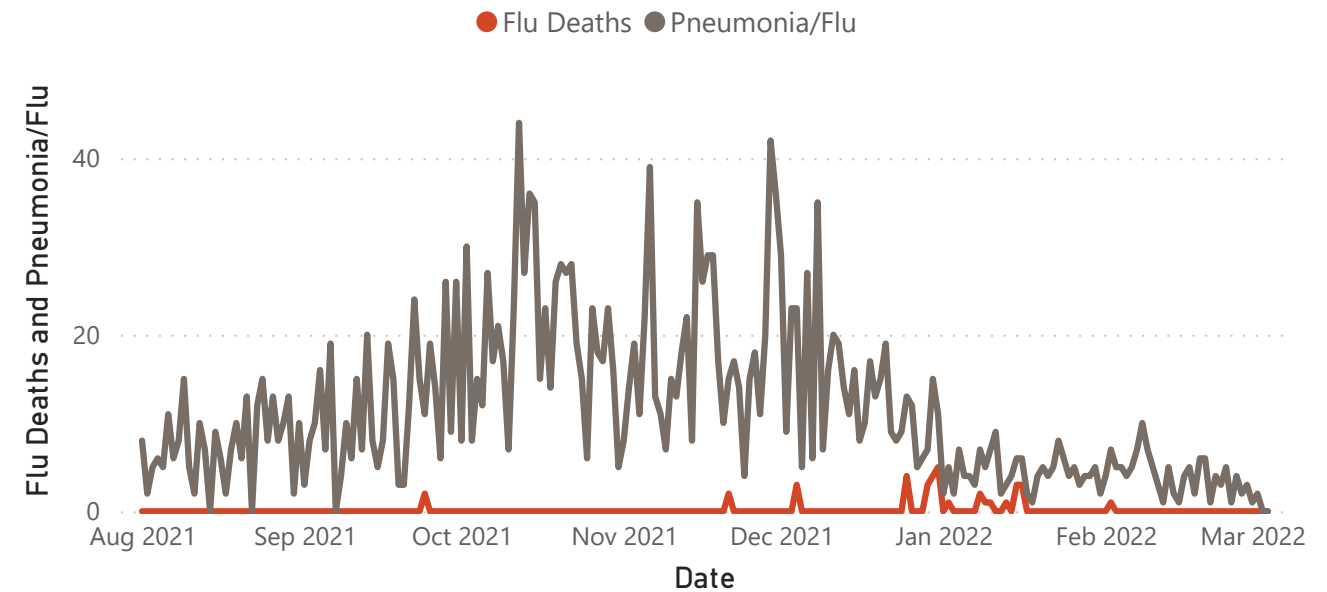
3

New Weekly Hospitalizations

197

Total Hospitalizations for Season

Influenza and Pneumonia Deaths by Date



36

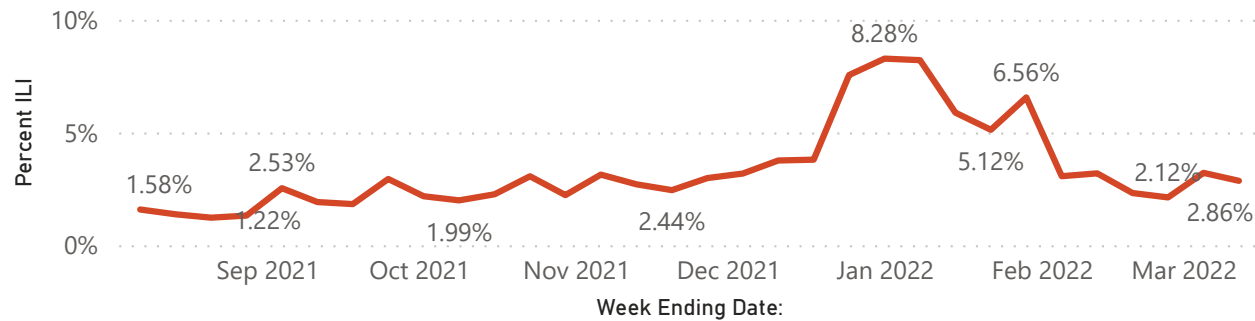
Flu Deaths

2465

Pneumonia/Flu Deaths

Outpatient Influenza-like Illness (ILI) The NDDoH participates in the national U.S. Outpatient Influenza-like Illness Surveillance Network (ILINet). Data from participating outpatient providers in north Dakota are pooled to create a state-wide estimate for the weekly percent of healthcare visits due to influenza-like illness (ILI). Patients presenting with a fever of 100 degrees or greater AND a cough and/or sore throat are considered to have ILI. For more information on state and national ILINet data, see [FluView Interactive](#)

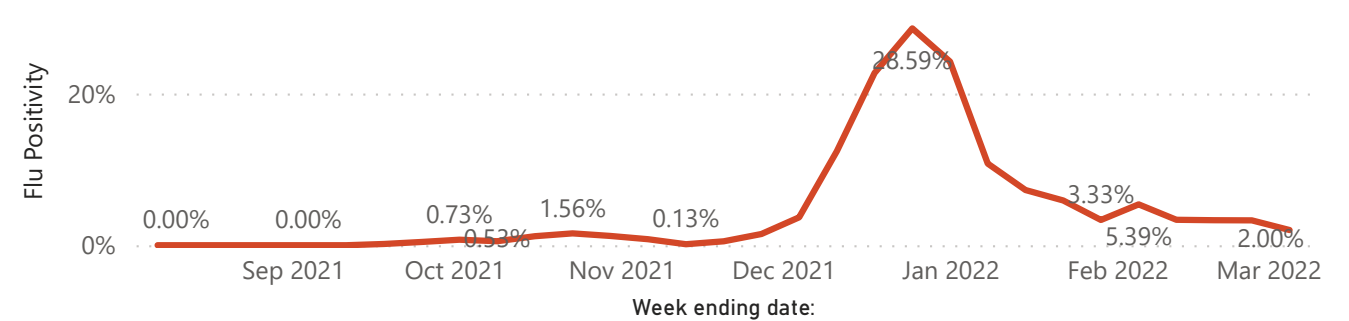
Percent ILI by Week



Week Ending Date:	Total # of Patients Seen for Any Reason	Percent ILI
Saturday, January 29, 2022	2,776	6.56%
Saturday, February 05, 2022	3,168	3.06%
Saturday, February 12, 2022	3,419	3.19%
Saturday, February 19, 2022	3,328	2.31%
Saturday, February 26, 2022	3,206	2.12%
Saturday, March 05, 2022	1,963	3.21%
Total	17,860	3.34%

Sentinel Laboratory Data The NDDoH receives influenza and RSV testing data from participating sentinel laboratories across the state. The total number of positive tests and the total number of tests conducted are reported and used to create a state-wide percent positivity statistic. For influenza, percent positivity of 10% or greater indicates 'season level' influenza activity.

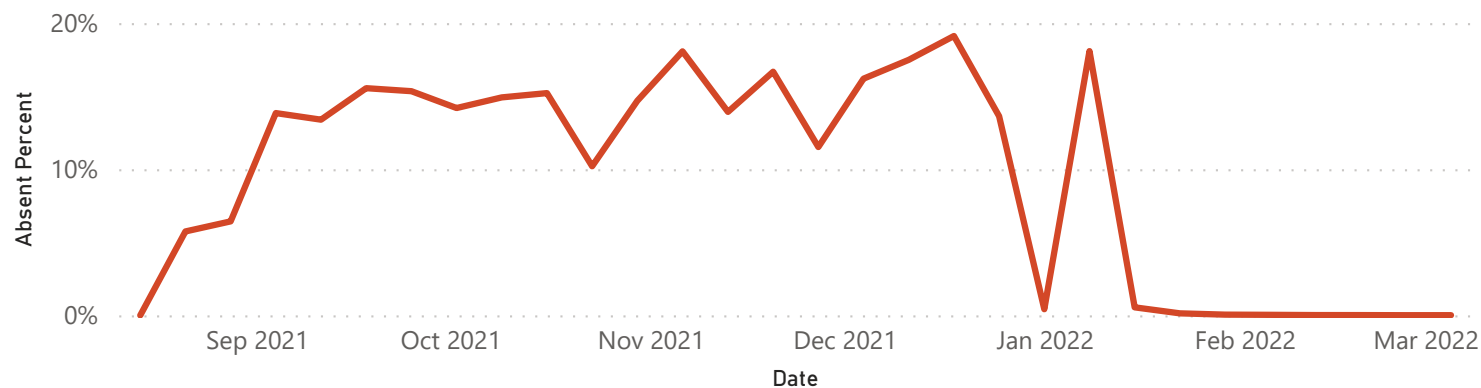
Flu Positivity by Week



Week ending date:	Total # of Specimens Tested	Flu Positivity	RSV Positivity
Saturday, January 29, 2022	3,091	3.33%	2.53%
Saturday, February 05, 2022	2,005	5.39%	2.12%
Saturday, February 12, 2022	1,580	3.35%	0.66%
Saturday, February 19, 2022	1,304	3.30%	1.91%
Saturday, February 26, 2022	976	3.28%	1.08%
Saturday, March 05, 2022	449	2.00%	0.00%
Total	9,405	3.70%	1.68%

During the influenza season, increases in the **school absenteeism** data can be used as an early indicator for influenza circulation. The NDDoH received absenteeism data from a majority of schools in the state. Data here include absences for all reasons.


Percent of Children Absent from School by Date



Week End Date	Total Enrollment	Percent Absent
Saturday, February 05, 2022	124,454	0.04%
Saturday, February 12, 2022	123,454	0.02%
Saturday, February 19, 2022	124,452	0.02%
Saturday, February 26, 2022	123,788	0.01%
Saturday, March 05, 2022	124,120	0.01%

During the influenza season, **influenza outbreaks** are common anywhere people gather, including schools, child care centers, long-term care facilities, and health care facilities. Outbreaks of influenza or influenza-like illness may be reported to the NDDoH. The following outbreaks have been reported this season.

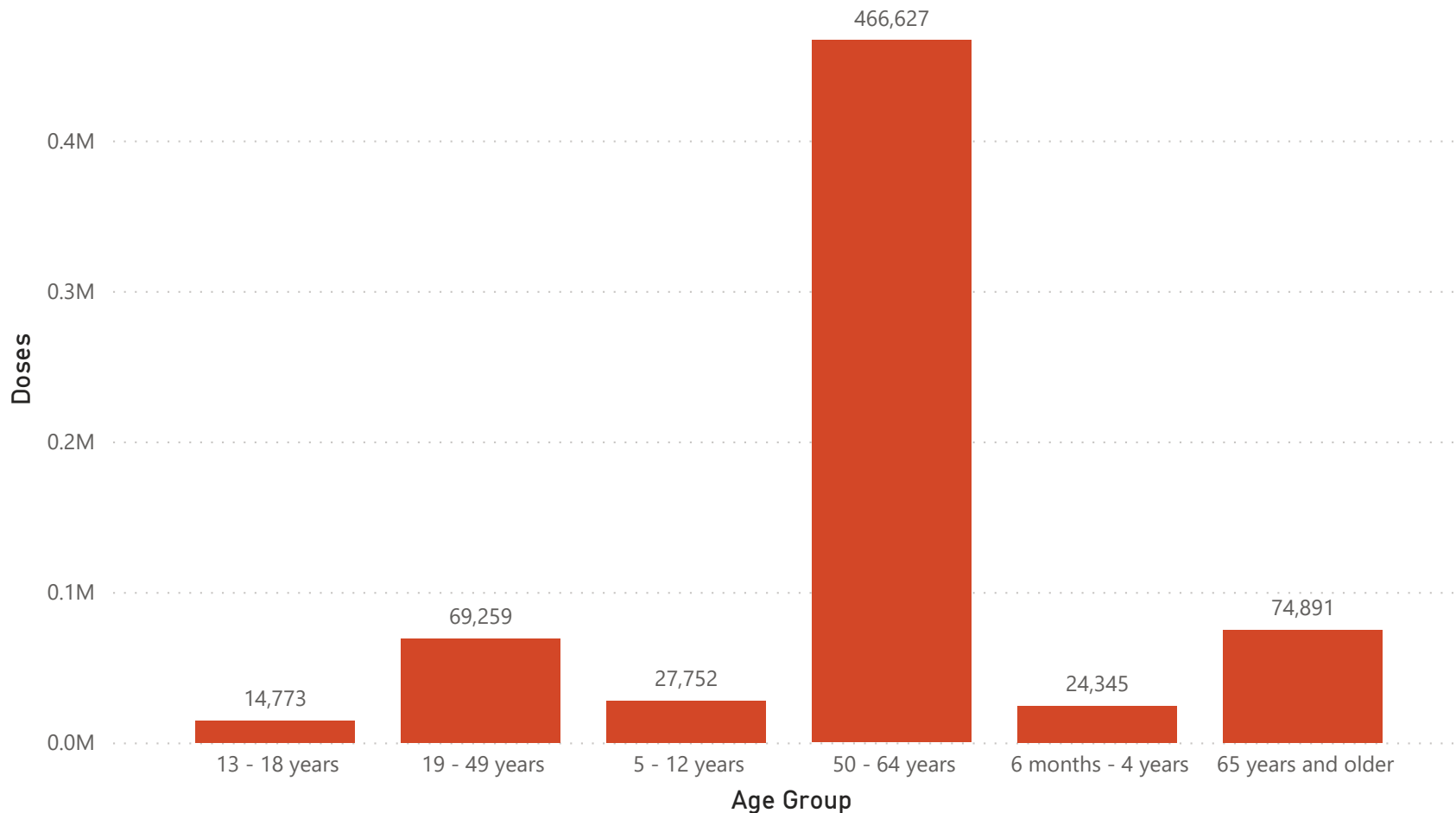
Congregate Setting Outbreaks, by Date



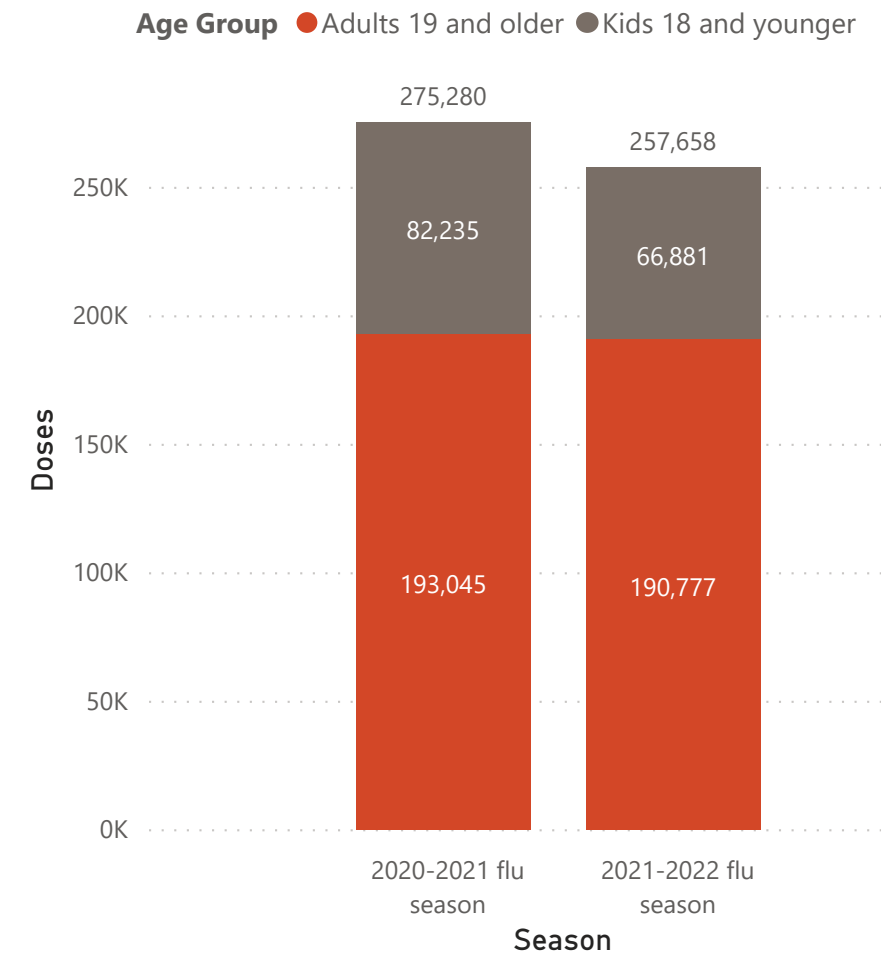
Number of Outbreaks	Congregate Setting Type
6	Assisted Living
2	Basic Care
2	College/University
10	Skilled Nursing
20	

Influenza vaccine doses administered data from the North Dakota Immunization Information System (NDIIS) includes all administered doses of flu vaccine documented in the NDIIS to records with a North Dakota address. Adult immunizations do not have to be reported to the NDIIS so there may be more influenza vaccine doses being administered that are not reported to the NDIIS. Age groups are determined base on age at time of vaccination.

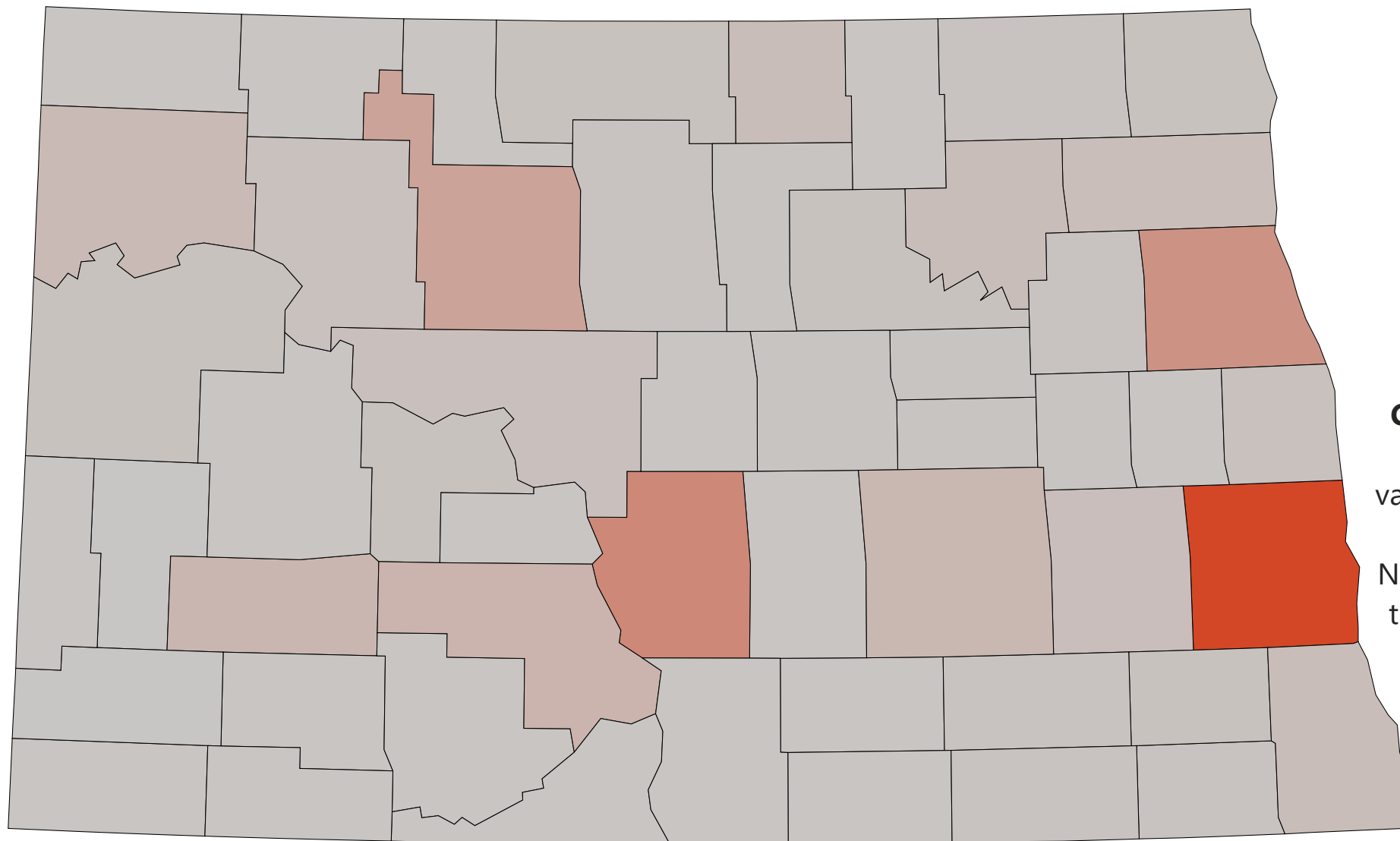
Doses Administered by Age Group



Statewide Doses Administered



Total Influenza Vaccine Doses Administered by County



Week Number

All

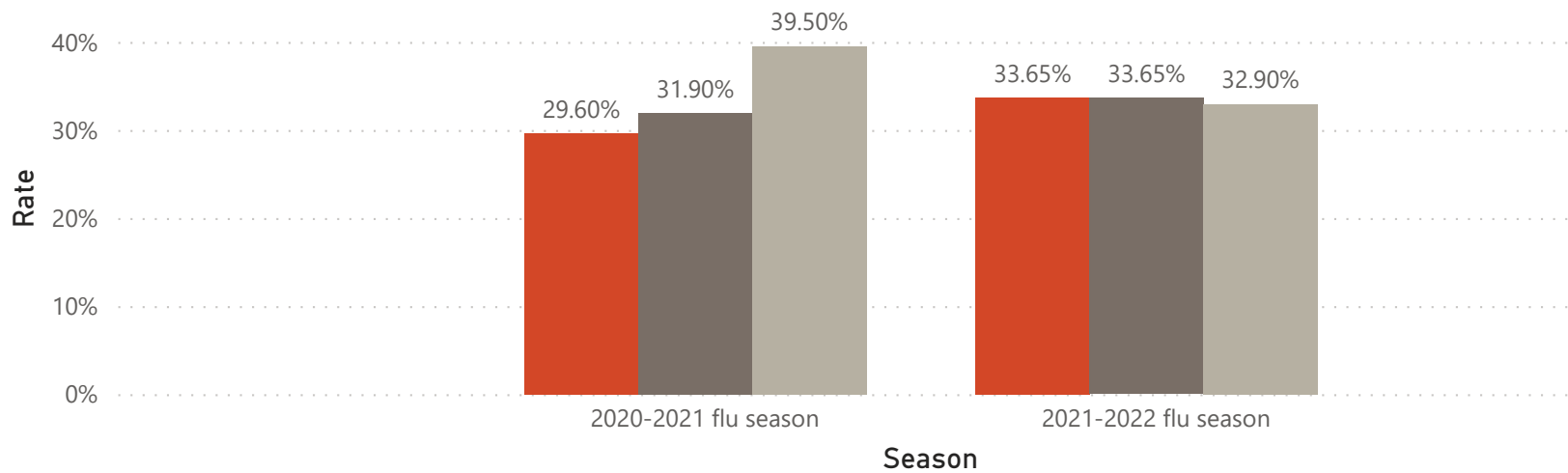
Age Group

- ADULT
- CHILD

County-level doses administered data includes all administered doses of flu vaccine documented in the NDHIS as given to an individual with an address in the North Dakota county, regardless of where the provider who administered the dose was located.

Statewide Flu Coverage for 2021-22 Season

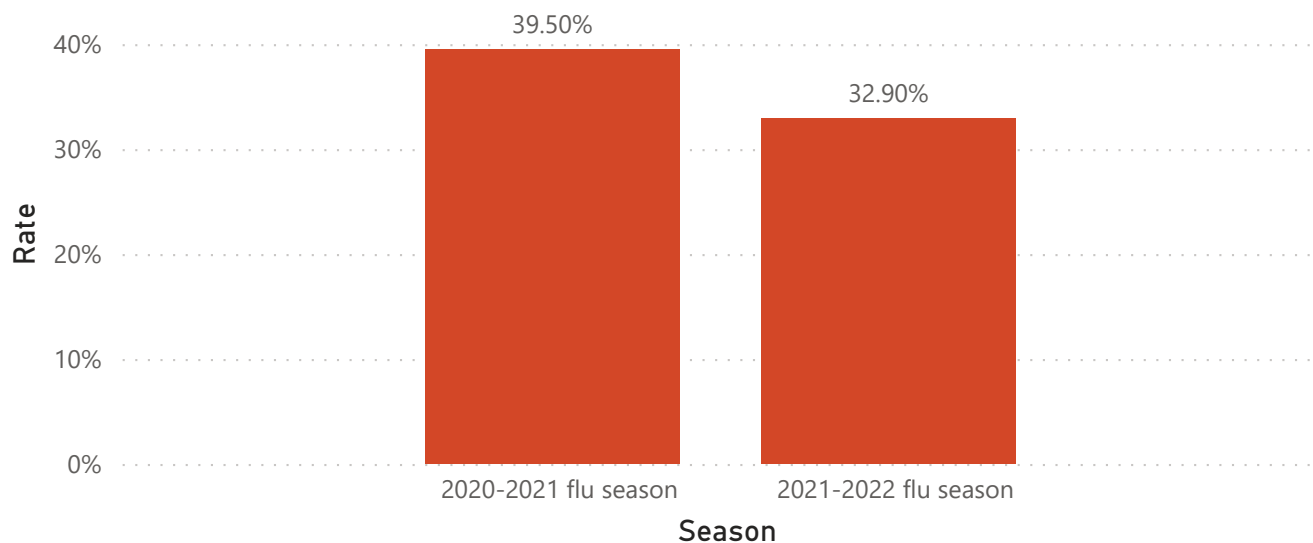
Age Group ● Adults 19 and older ● All ND 6 months and older ● Kids 18 and younger



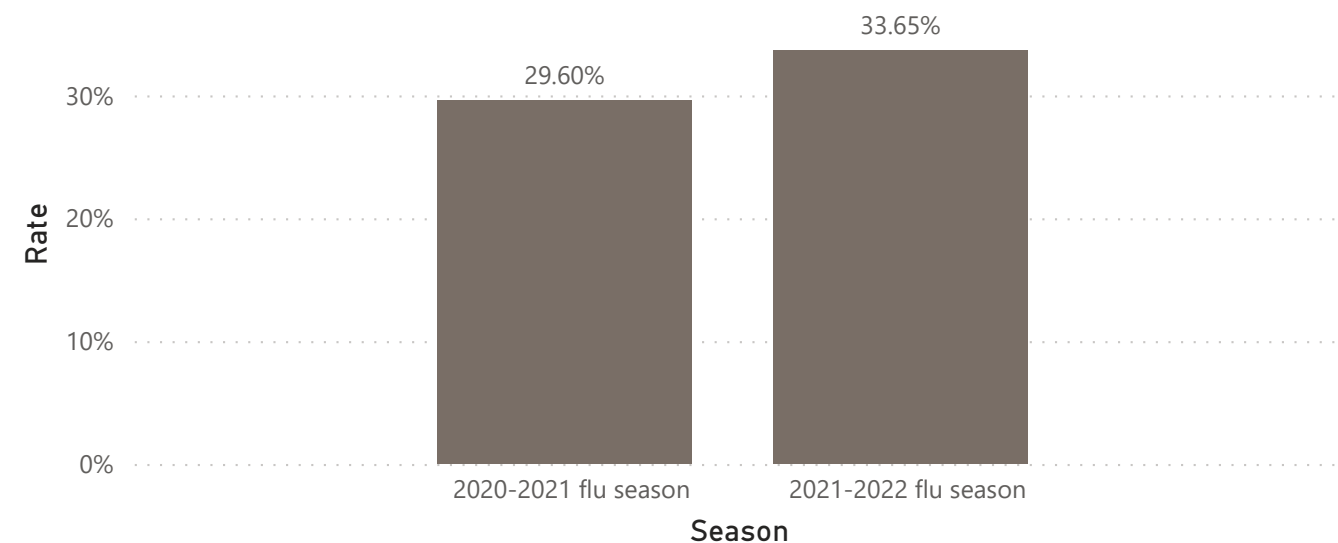
NDIIS data can also be used to estimate the percent of North Dakotans in each age group that have received at least one dose of influenza vaccine so far this flu season. NDIIS records included in **statewide coverage rates** must have a North Dakota address.

Adult immunizations do not have to be reported to the NDIIS so adult coverage rates may be higher.

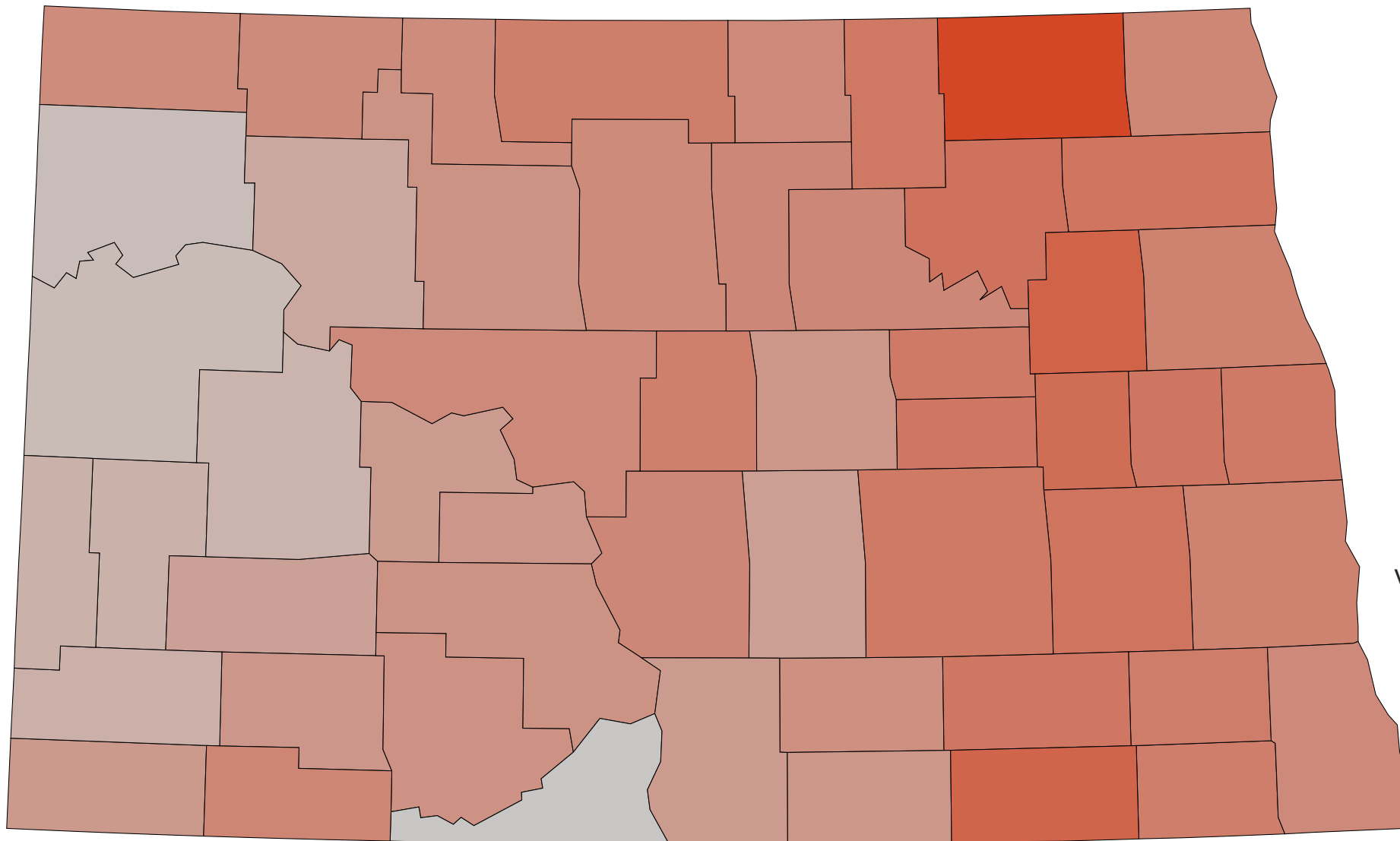
Statewide Flu Coverage for Children <= 18



Statewide Flu Coverage for Adults >= 19



Influenza Vaccine County Coverage Rates



Week Number

WEEK2

Age Group

All ND 6 months and older

County-level coverage rate data is calculated for the percent of North Dakotans in each age group that have received at least one dose of influenza vaccine so far this flu season and live in the selected North Dakota county.