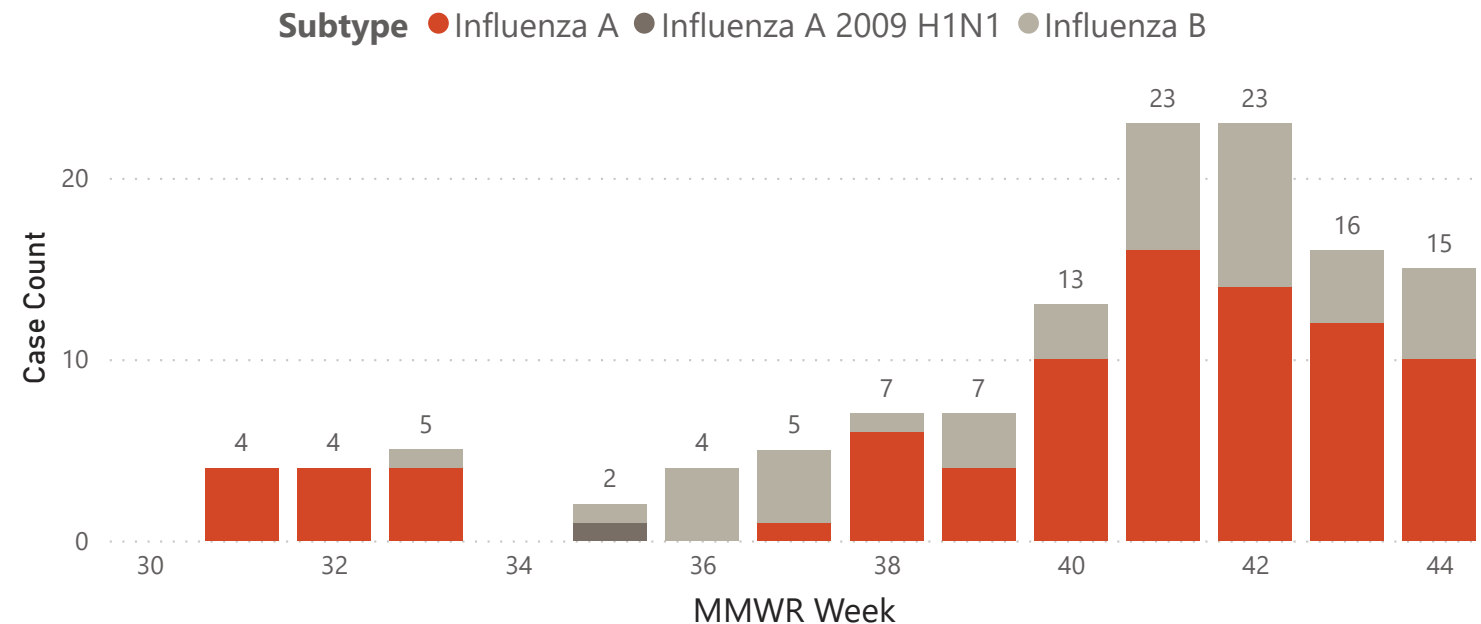


Influenza activity remains steady across the state, and we have received reports of our first influenza-related hospitalizations of the season. While the percentage of outpatient visits for influenza-like illness remains low, we continue to see positive laboratory results from across the state. Influenza vaccination remains the best and easiest way to protect against influenza; for more information regarding influenza vaccination, please visit [health.nd.gov/immunize](http://health.nd.gov/immunize)

	Last Week	Season Total
New Influenza Cases:	15	128
Outpatient Visits for Influenza-like Illness:	0.02%	0.02%
Laboratory Specimens Positive for Influenza:	1.00%	0.78%
Percentage of Students Absent from School:	17.67%	13.01%
New Hospitalizations due to Influenza:	0	4
New Deaths due to Influenza:	0	0

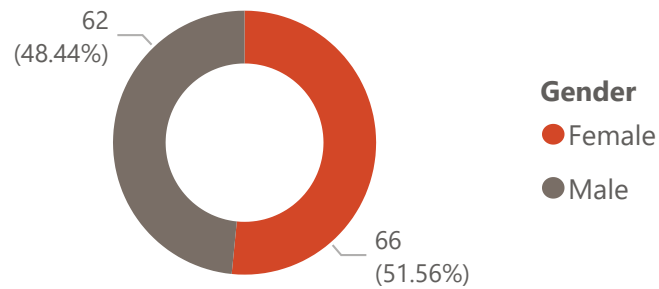
Subtype	Cases in Previous Week	Total for Season
Influenza A	10	85
Influenza A 2009 H1N1	0	1
Influenza B	5	42
<b>Total</b>	<b>15</b>	<b>128</b>

Influenza Cases by Week Number

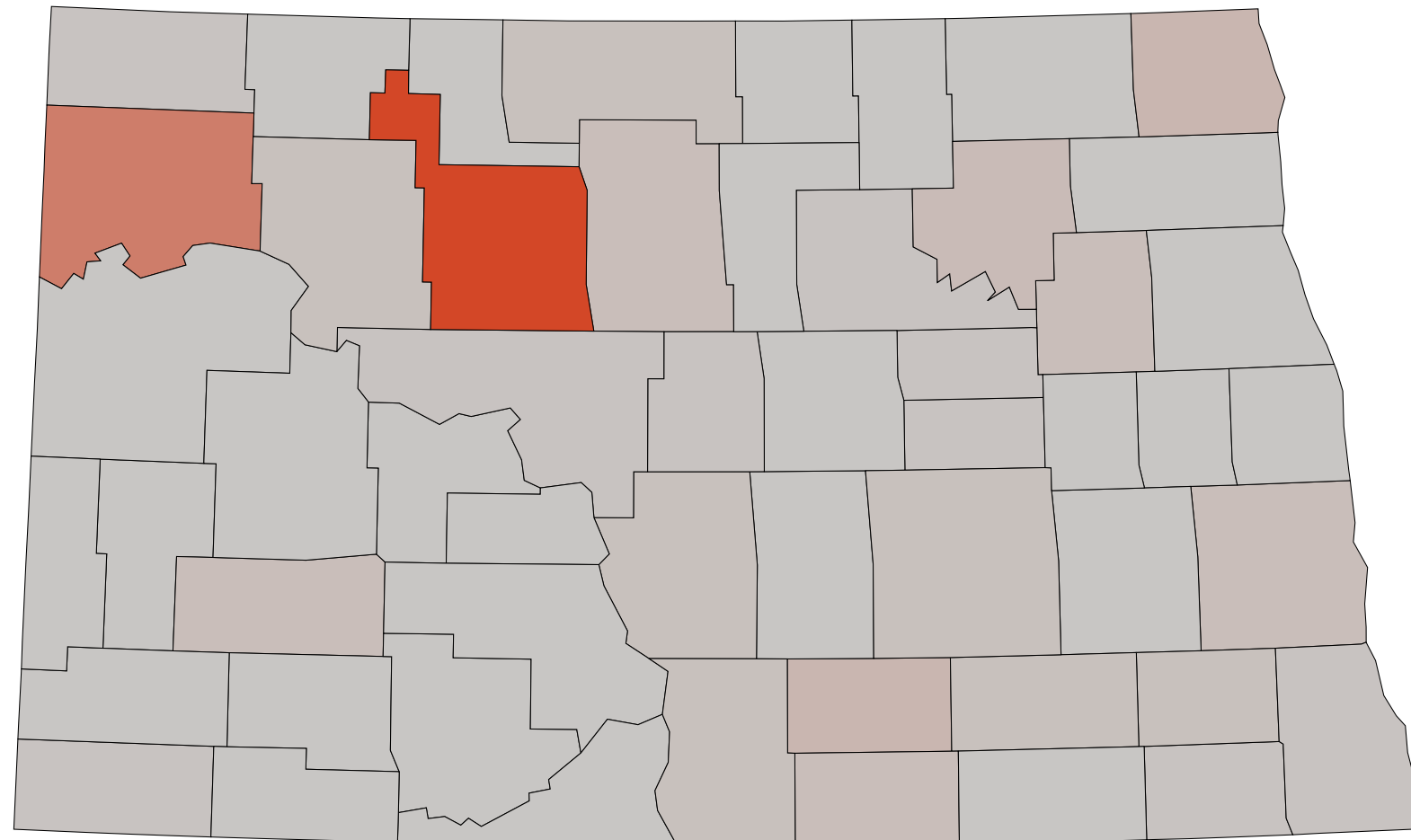


Laboratory-confirmed influenza is a reportable disease in North Dakota. Influenza "cases" include people that have tested positive for influenza in a healthcare setting. It does not include people with influenza who did not seek healthcare, or were diagnosed without a lab test, which is common. The true number of people in North Dakota is underrepresented, but case data allows us where influenza is circulating and in what populations. It also provides context regarding how the current season compares with previous seasons. Find more information about cases on [ndflu.com](http://ndflu.com)

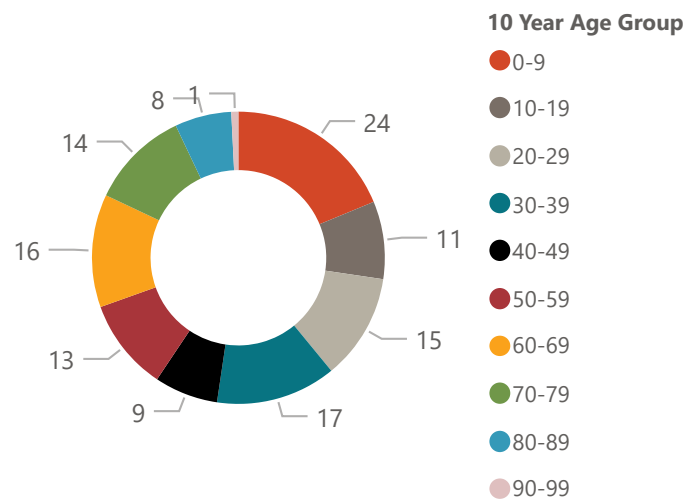
### Influenza Cases by Gender



### Total Influenza Cases by County



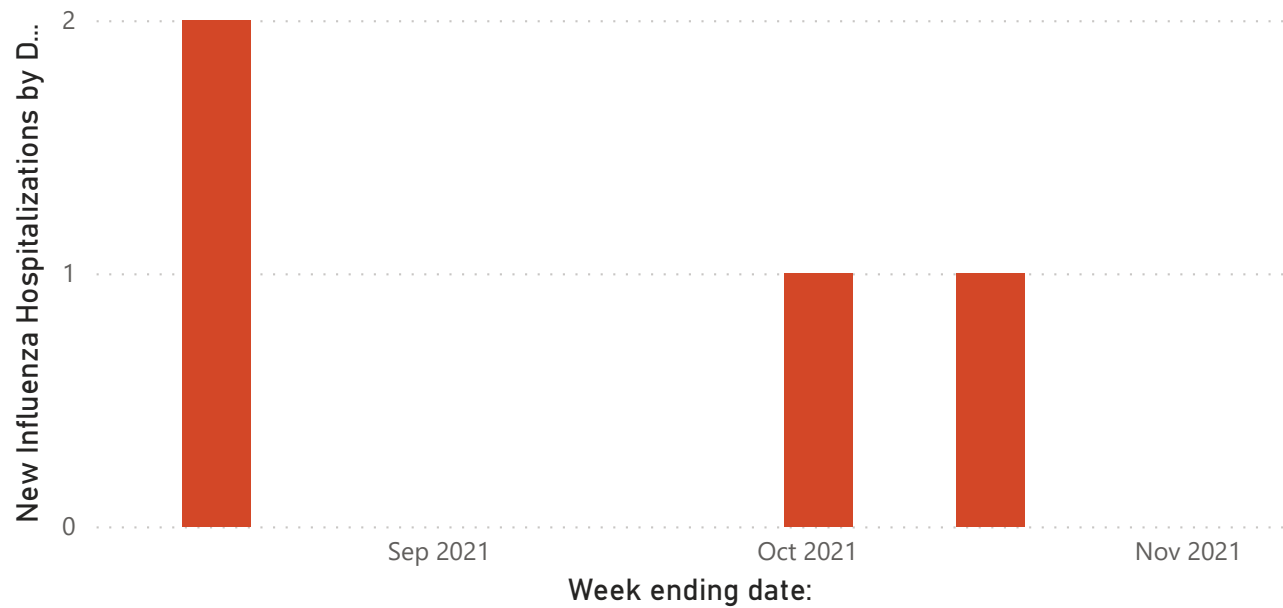
### Influenza Cases by Age Group



**Influenza Hospitalization** information is collected via daily aggregated reports to the NDDoH. Because this surveillance methodology is new this year, hospitalization numbers this year may not be comparable to previous years.

**Influenza Death** information is obtained from Vital Records, and is based on the listed cause of death on the individuals death certificate.

New Influenza Hospitalizations by Date



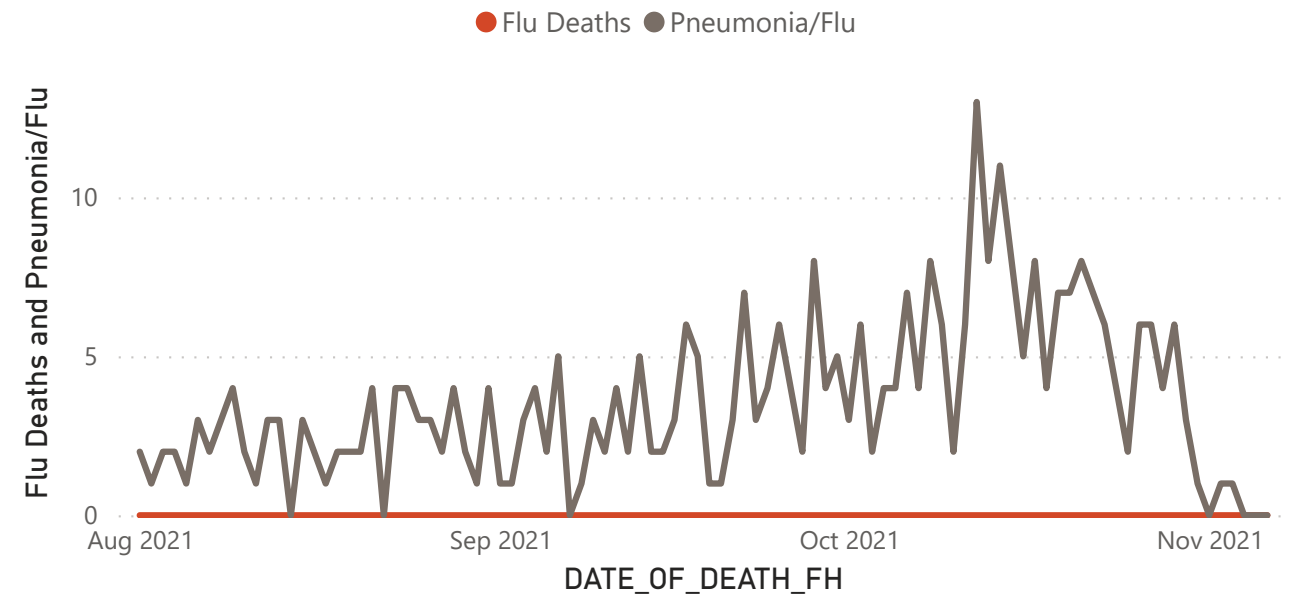
0

New Weekly Hospitalizations

4

Total Hospitalizations for Season

Influenza and Pneumonia Deaths by Date



0

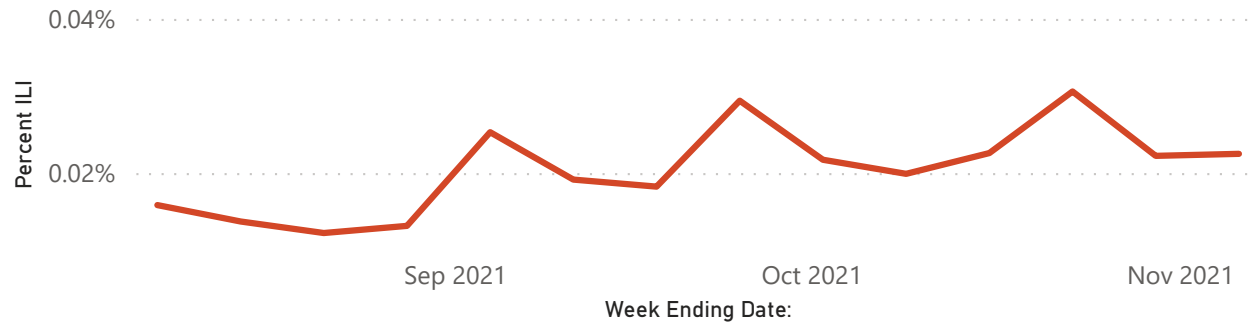
Flu Deaths

757

Pneumonia/Flu

**Outpatient Influenza-like Illness (ILI)** The NDDoH participates in the national U.S. Outpatient Influenza-like Illness Surveillance Network (ILINet). Data from participating outpatient providers in north Dakota are pooled to create a state-wide estimate for the weekly percent of healthcare visits due to influenza-like illness (ILI). Patients presenting with a fever of 100 degrees or greater AND a cough and/or sore throat are considered to have ILI. For more information on state and national ILINet data, see [FluView Interactive](#)

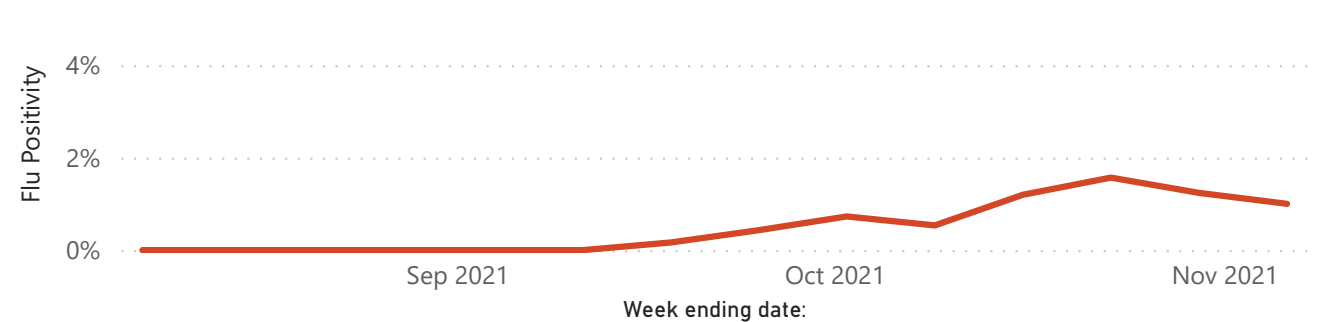
Percent ILI by Week



Week Ending Date:	Total # of Patients Seen for Any Reason	Percent ILI
Saturday, October 02, 2021	3,498	0.02%
Saturday, October 09, 2021	4,020	0.02%
Saturday, October 16, 2021	3,585	0.02%
Saturday, October 23, 2021	3,891	0.03%
Saturday, October 30, 2021	3,868	0.02%
Saturday, November 06, 2021	3,423	0.02%
<b>Total</b>	<b>22,285</b>	<b>0.02%</b>

**Sentinel Laboratory Data** The NDDoH receives influenza and RSV testing data from participating sentinel laboratories across the state. The total number of positive tests and the total number of tests conducted are reported and used to create a state-wide percent positivity statistic. For influenza, percent positivity of 10% or greater indicates 'season level' influenza activity.

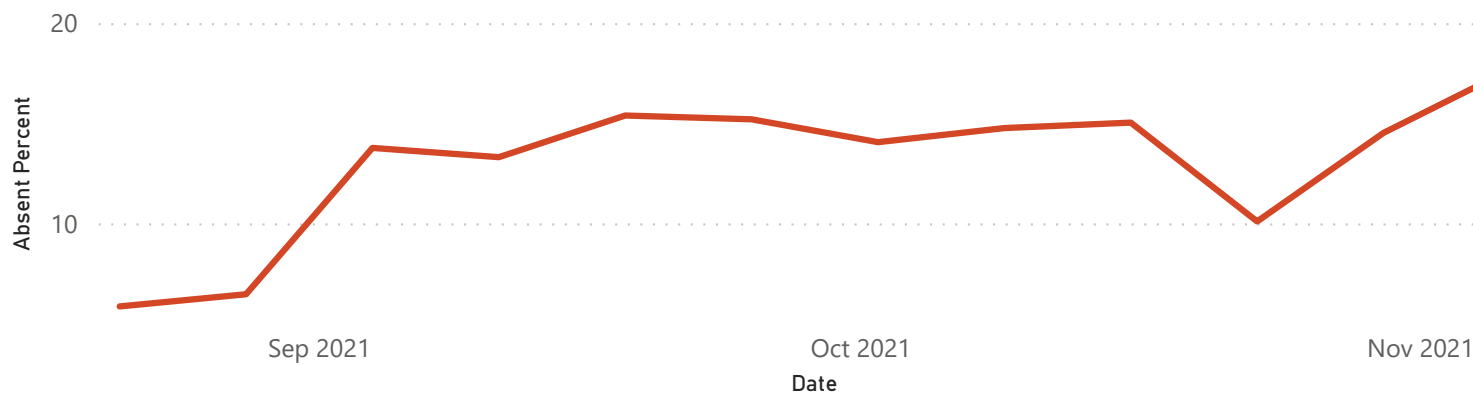
Flu Positivity by Week



Week ending date:	Total Number of Specimens Tested	Flu Positivity
Saturday, October 02, 2021	549	0.73%
Saturday, October 09, 2021	561	0.53%
Saturday, October 16, 2021	668	1.20%
Saturday, October 23, 2021	765	1.57%
Saturday, October 30, 2021	646	1.24%
Saturday, November 06, 2021	599	1.00%
<b>Total</b>	<b>3,788</b>	<b>1.08%</b>

During the influenza season, increases in the **school absenteeism** data can be used as an early indicator for influenza circulation. The NDDoH received absenteeism data from a majority of schools in the state. Data here include absences for all reasons.

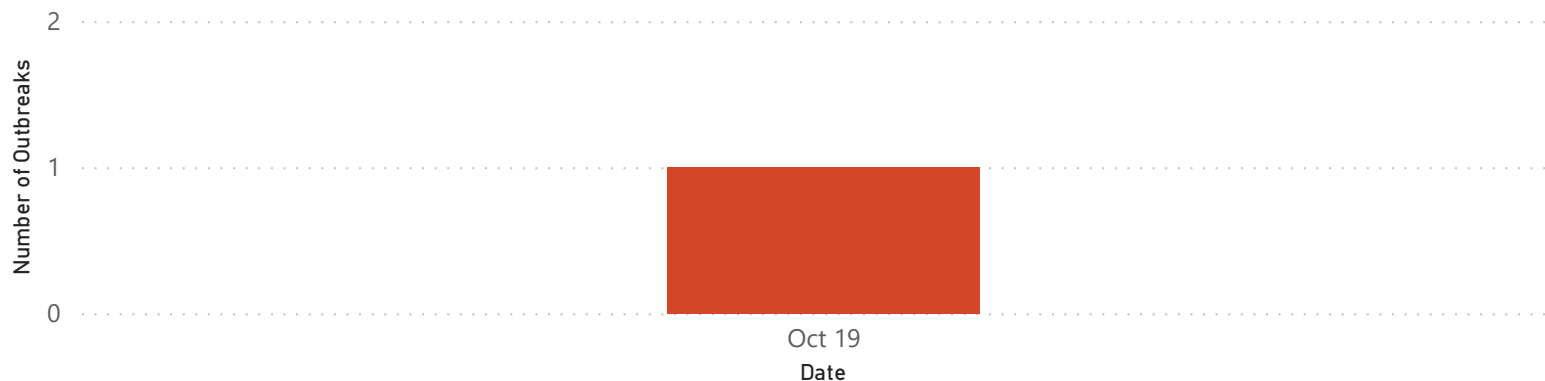
Percent of Children Absent from School by Date



Week End Date	Total Enrollment	Percent Absent
Saturday, October 09, 2021	121,792	14.76%
Saturday, October 16, 2021	122,680	15.03%
Saturday, October 23, 2021	123,072	10.10%
Saturday, October 30, 2021	123,926	14.52%
Saturday, November 06, 2021	123,689	17.67%

During the influenza season, **influenza outbreaks** are common anywhere people gather, including schools, child care centers, long-term care facilities, and health care facilities. Outbreaks of influenza or influenza-like illness may be reported to the NDDoH. The following outbreaks have been reported this season.

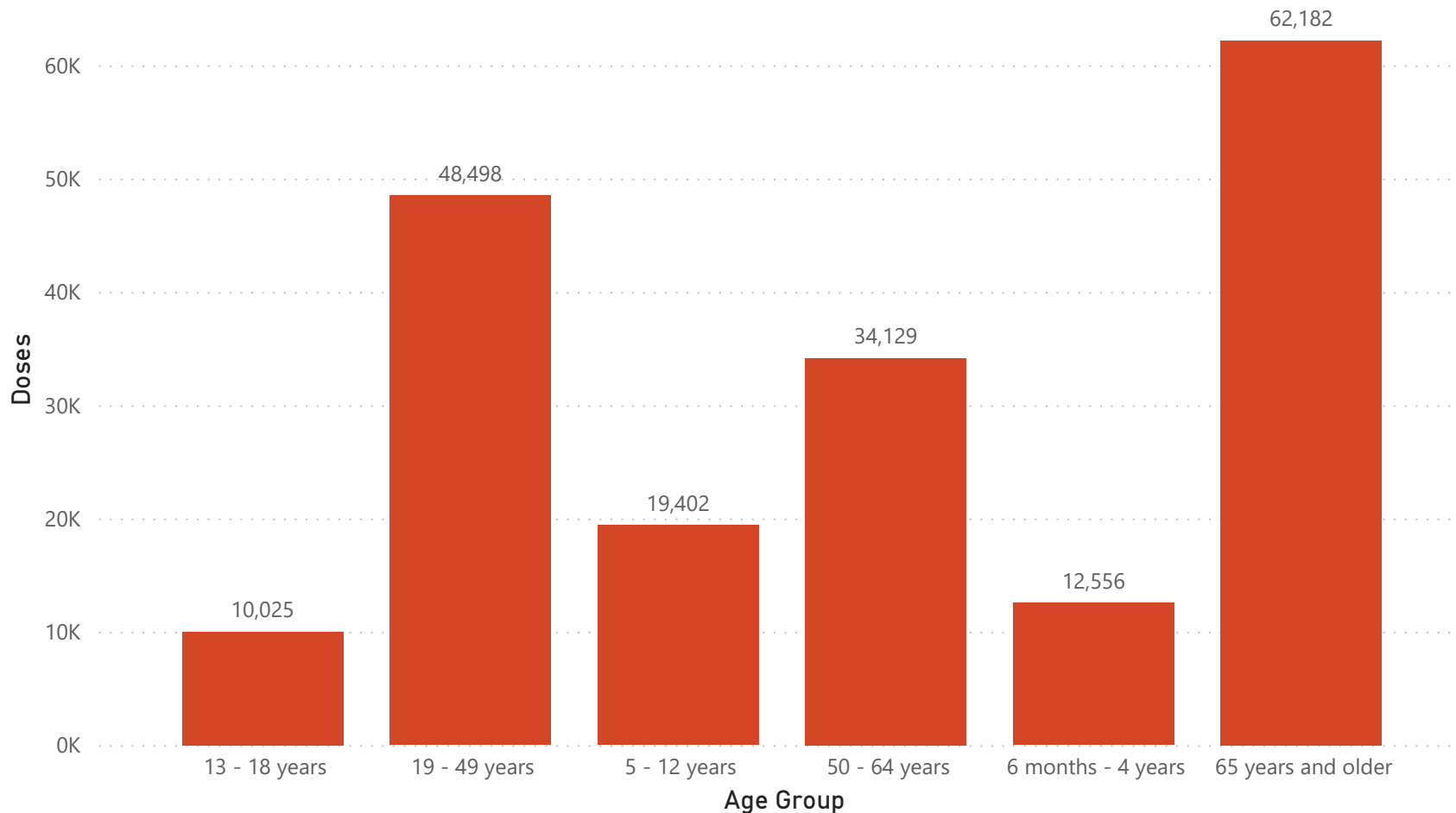
Congregate Setting Outbreaks, by Date



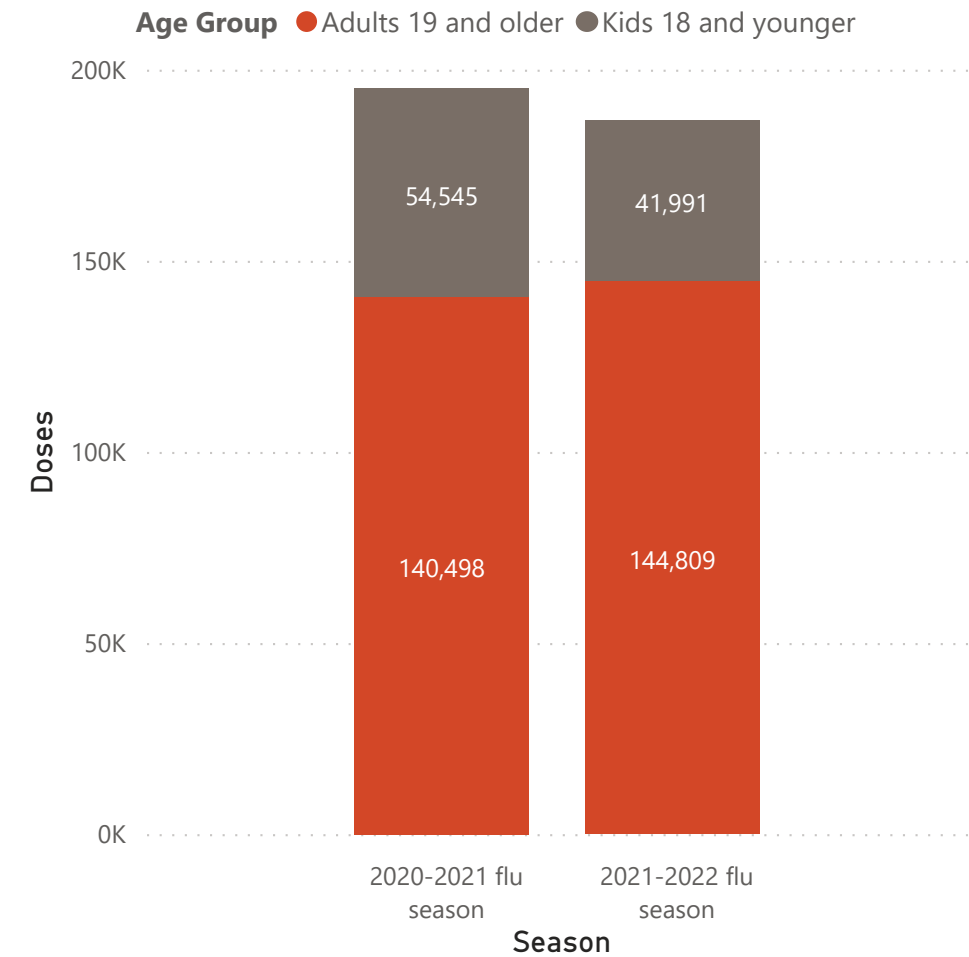
Number of Outbreaks	Congregate Setting Type
1	Skilled Nursing

**Influenza vaccine doses administered** data from the North Dakota Immunization Information System (NDIIS) includes all administered doses of flu vaccine documented in the NDIIS to records with a North Dakota address. Adult immunizations do not have to be reported to the NDIIS so there may be more influenza vaccine doses being administered that are not reported to the NDIIS. Age groups are determined base on age at time of vaccination.

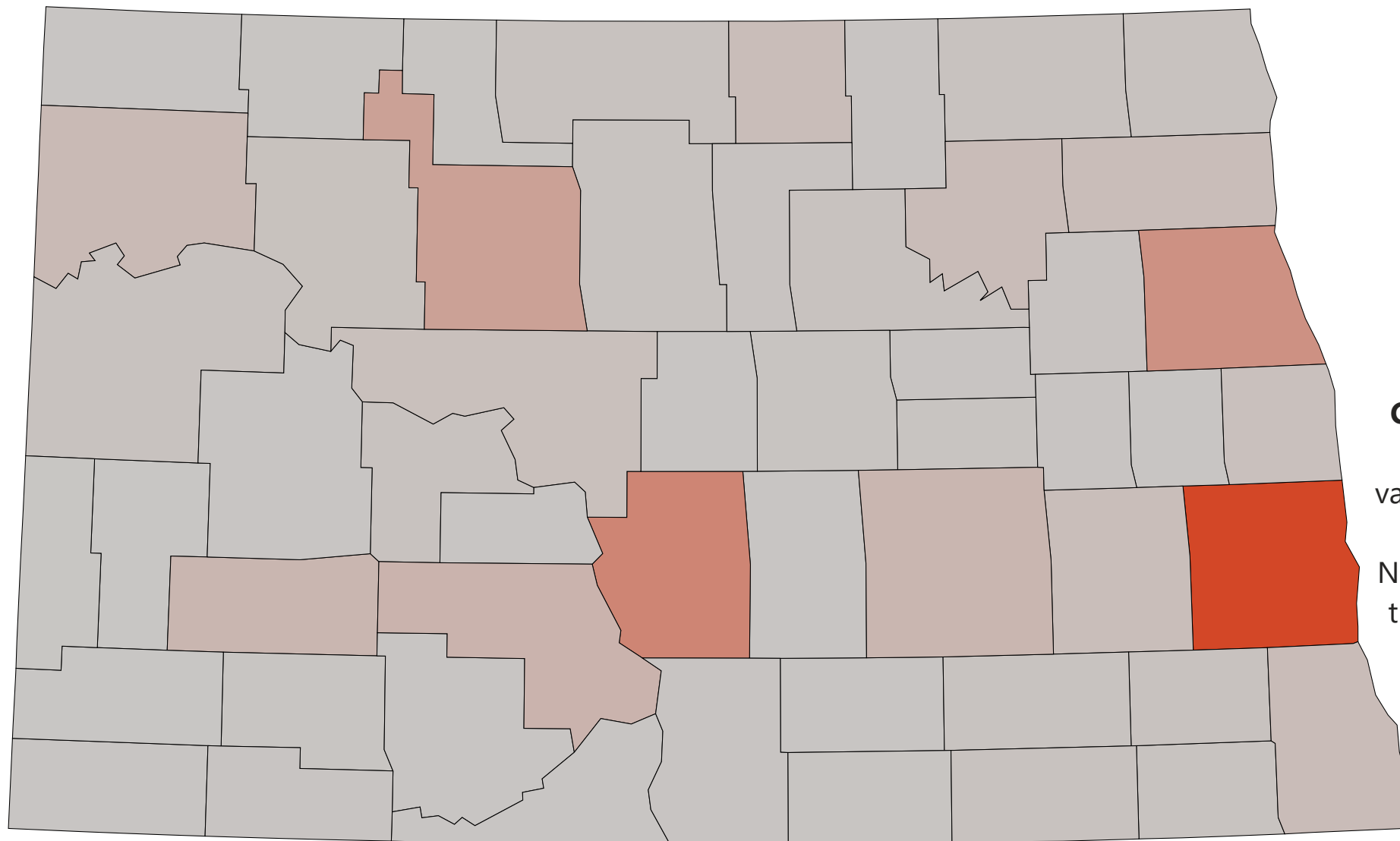
Doses Administered by Age Group



Statewide Doses Administered



### Total Influenza Vaccine Doses Administered by County



### Week Number

All

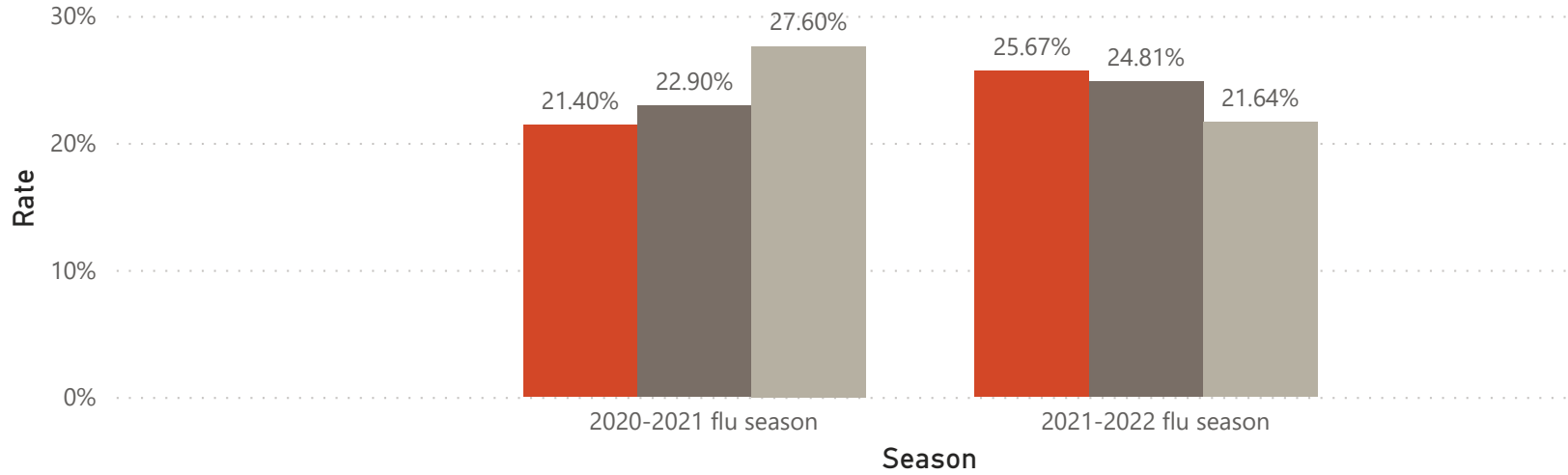
### Age Group

- ADULT
- CHILD

**County-level doses administered** data includes all administered doses of flu vaccine documented in the NDIIS as given to an individual with an address in the North Dakota county, regardless of where the provider who administered the dose was located.

## Statewide Flu Coverage for 2021-22 Season

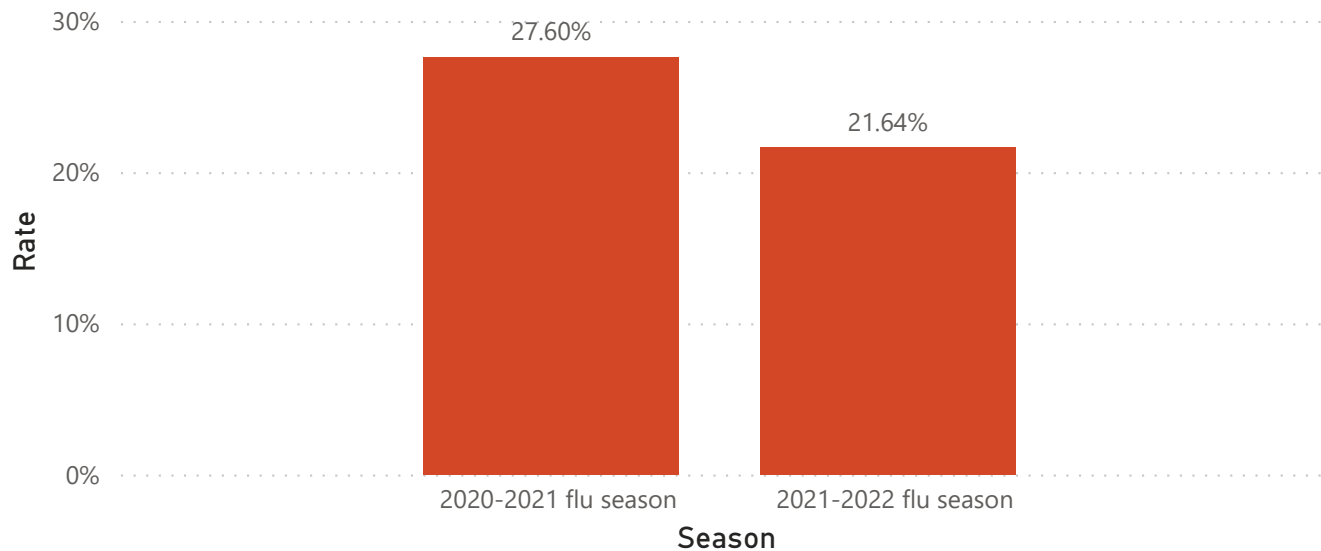
Age Group ● Adults 19 and older ● All ND 6 months and older ● Kids 18 and younger



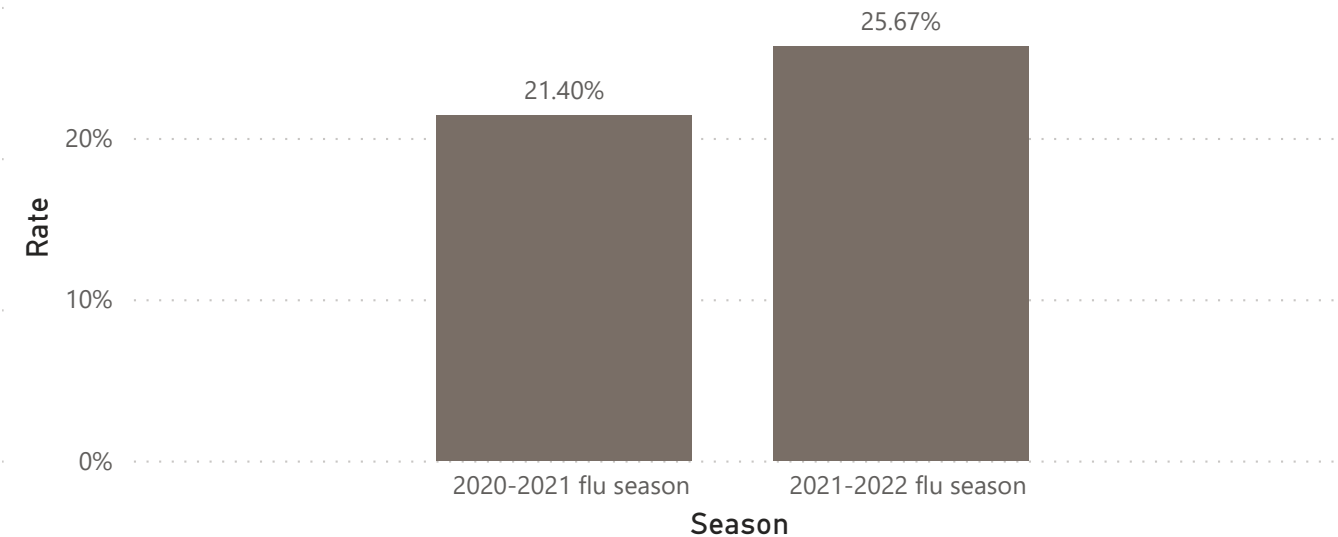
NDIIS data can also be used to estimate the percent of North Dakotans in each age group that have received at least one dose of influenza vaccine so far this flu season. NDIIS records included in **statewide coverage rates** must have a North Dakota address.

Adult immunizations do not have to be reported to the NDIIS so adult coverage rates may be higher.

## Statewide Flu Coverage for Children <= 18

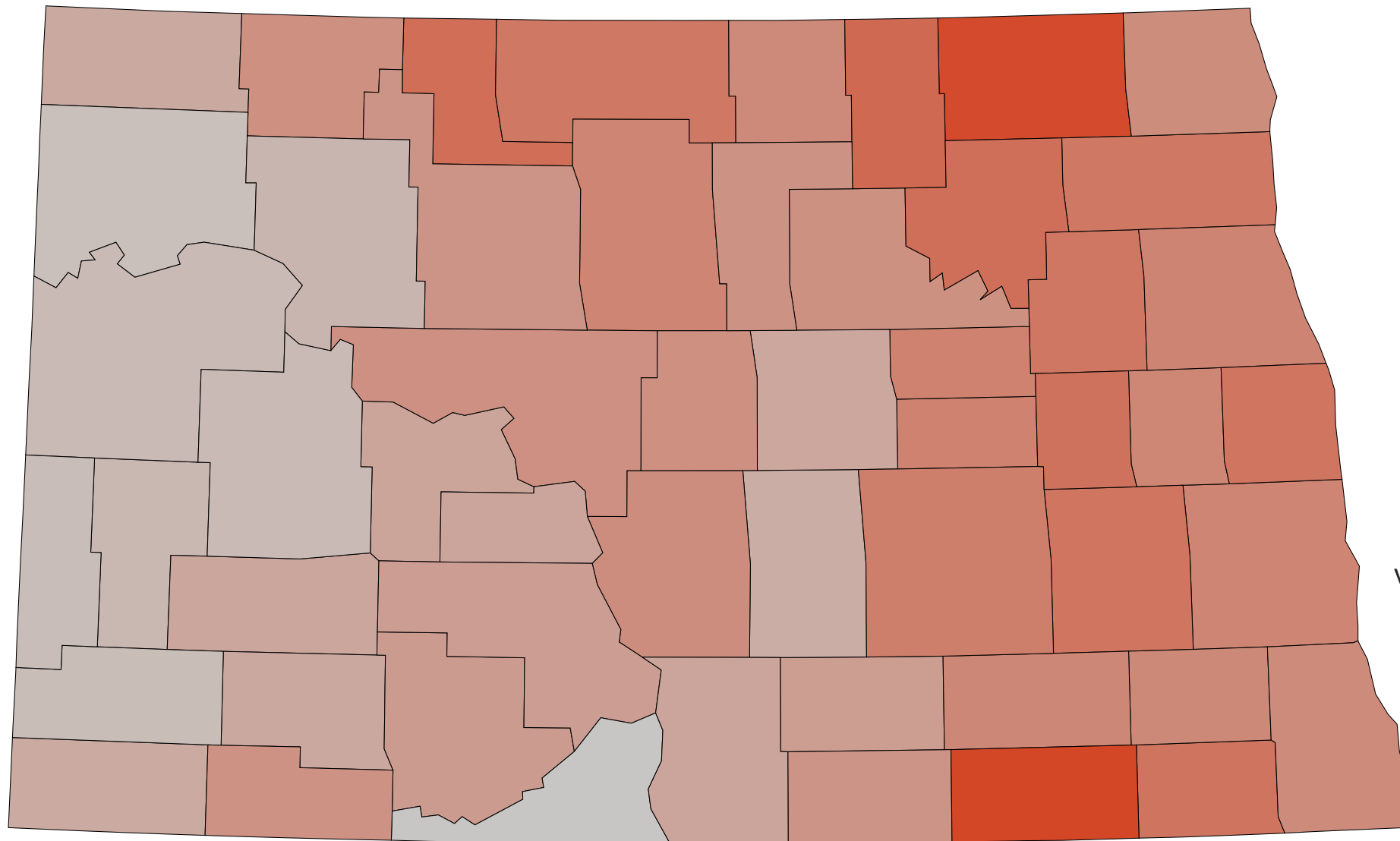


## Statewide Flu Coverage for Adults >= 19





### Total Influenza Vaccine Doses Administered by County



Week Number

All

**County-level coverage rate** data is calculated for the percent of North Dakotans in each age group that have received at least one dose of influenza vaccine so far this flu season and live in the selected North Dakota county.