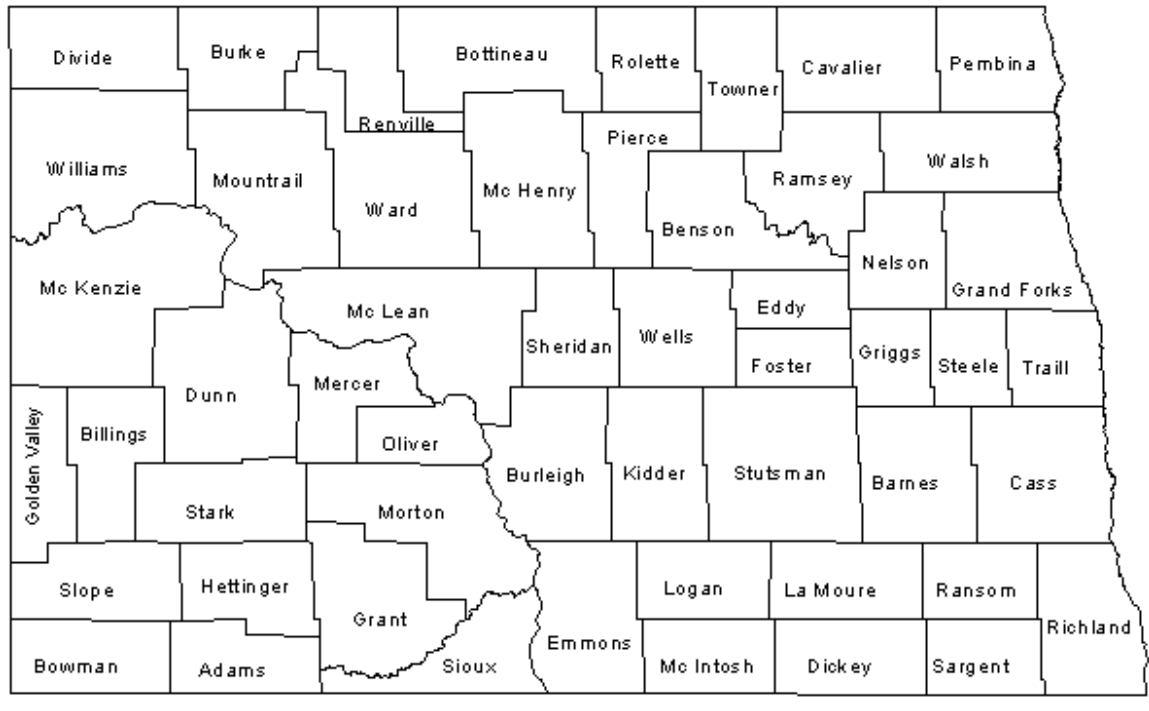


***NORTH DAKOTA
OCCURRENCE
INDUCED TERMINATION
OF PREGNANCY DATA
2020***



NORTH
Dakota | Health
Be Legendary.™

Division of Vital Records

Direct Comments or Questions to:
Carmell Barth
(701) 328-2303
vitalrec@nd.gov

**MISSION STATEMENT
NORTH DAKOTA
STATE DEPARTMENT OF HEALTH**

We, as public employees, are dedicated to the goal of assuring that North Dakota is a healthy place to live and to the belief that each person should have an equal opportunity to enjoy good health. To accomplish this mission, we are committed to the promotion of healthy lifestyles, protection and enhancement of the environment, and provision of quality health care services for the people of North Dakota.

Promoting A Healthier Tomorrow

NORTH DAKOTA OCCURRENCE
INDUCED TERMINATION OF PREGNANCY
DATA

It should be understood that all data, concerning induced termination of pregnancy reported by the North Dakota Department of Health, Division of Vital Records, is based on events that occur within North Dakota only. North Dakota participates in a Vital Events Exchange Agreement with the rest of the United States and Canada to exchange information on vital events. North Dakota birth and death events occurring out of state are reported back to the Division of Vital Records on a regular basis. Induced termination of pregnancy is not included in this agreement.

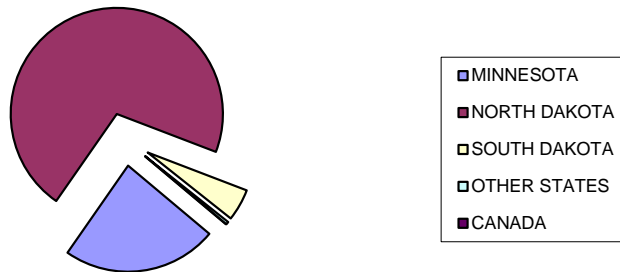
Because no complete number of resident events is available, no rates are calculated. If the reader is interested in ratios, based on the number of live births or pregnancies, he should contact the Division of Vital Records at the contact information listed on the cover of this report.

To insure confidentiality of the individual, cross tabulation of this sensitive data set is limited. If requesting further data, no values that occur less than five times are reported.

**NORTH DAKOTA INDUCED TERMINATION OF PREGNANCY
BY STATE OF RESIDENCE**

STATE OF RESIDENCE	NUMBER OF EVENTS
MINNESOTA	276
NORTH DAKOTA	833
SOUTH DAKOTA	57
OTHER STATES	5
CANADA	0
OCCURRENCE TOTAL	1171

**NORTH DAKOTA OCCURRENCE INDUCED TERMINATION OF
PREGNANCY BY STATE OF RESIDENCE, 2020**



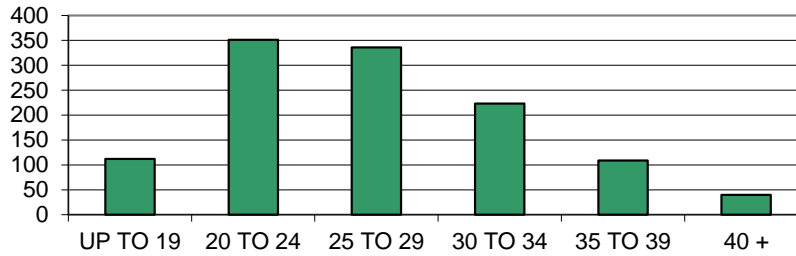
**INDUCED TERMINATION OF PREGNANCY
BY GOVERNOR'S PLANNING REGION OF RESIDENCE**

REGION	NUMBER OF EVENTS
OUT OF STATE	338
I	53
II	118
III	41
IV	83
V	312
VI	26
VII	163
VIII	37
OCCURRENCE TOTAL	1171

INDUCED TERMINATION OF PREGNANCY BY AGE OF WOMAN

AGE GROUP	NUMBER OF EVENTS
UP TO 19	112
20 TO 24	351
25 TO 29	336
30 TO 34	223
35 TO 39	109
40 +	40
OCCURRENCE TOTAL	1171

NORTH DAKOTA OCCURRENCE INDUCED TERMINATION OF PREGNANCY BY AGE GROUP, 2020



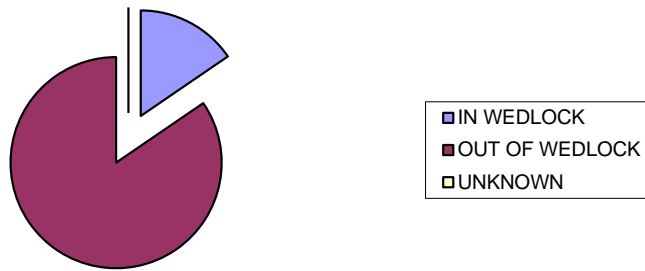
INDUCED TERMINATION OF PREGNANCY BY LEVEL OF EDUCATION

LEVEL OF EDUCATION	NUMBER OF EVENTS
LESS THAN HIGH SCHOOL DIPLOMA	153
HIGH SCHOOL DIPLOMA	423
SOME COLLEGE	109
ASSOCIATE DEGREE	242
FOUR YEAR COLLEGE DEGREE	181
GRADUATE LEVEL COLLEGE	51
NOT STATED	12
OCCURRENCE TOTAL	1171

INDUCED TERMINATION OF PREGNANCY BY WEDLOCK STATUS

WEDLOCK STATUS	NUMBER OF EVENTS
IN WEDLOCK	181
OUT OF WEDLOCK	990
UNKNOWN	0
OCCURRENCE TOTAL	1171

NORTH DAKOTA OCCURRENCE INDUCED TERMINATION OF PREGNANCY BY WEDLOCK STATUS, 2020



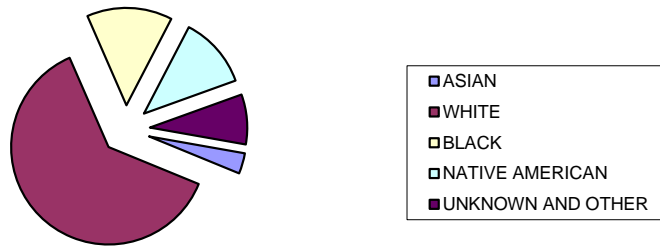
INDUCED TERMINATION OF PREGNANCY BY NUMBER OF LIVING CHILDREN

NUMBER OF LIVING CHILDREN	NUMBER OF EVENTS
NONE	452
ONE	260
TWO	226
THREE	143
FOUR	58
FIVE OR MORE	32
OCCURRENCE TOTAL	1171

INDUCED TERMINATION OF PREGNANCY BY RACE

RACE	NUMBER OF EVENTS
ASIAN	40
WHITE	729
BLACK	166
NATIVE AMERICAN	139
UNKNOWN AND OTHER	97
OCCURRENCE TOTAL	1171

NORTH DAKOTA OCCURRENCE INDUCED TERMINATION OF PREGNANCY BY RACE OF WOMAN, 2020



INDUCED TERMINATION OF PREGNANCY BY NUMBER OF PREVIOUS INDUCED TERMINATIONS

NUMBER OF PREVIOUS INDUCED TERMINATIONS	NUMBER OF EVENTS
NONE	777
ONE	254
TWO	92
THREE	22
FOUR OR MORE	26
OCCURRENCE TOTAL	1171

INDUCED TERMINATION OF PREGNANCY BY WEEKS GESTATION

WEEKS GESTATION	NUMBER OF EVENTS
UNKNOWN	0
FIVE OR LESS	123
SIX	324
SEVEN	238
EIGHT	146
NINE	98
TEN	77
ELEVEN	47
TWELVE	18
THIRTEEN	40
FOURTEEN	33
FIFTEEN	14
SIXTEEN OR MORE	13
OCCURRENCE TOTAL	1171

INDUCED TERMINATION OF PREGNANCY BY MONTH OF TERMINATION

MONTH OF TERMINATION	NUMBER OF EVENTS
JANUARY	81
FEBRUARY	93
MARCH	93
APRIL	120
MAY	106
JUNE	90
JULY	109
AUGUST	85
SEPTEMBER	92
OCTOBER	104
NOVEMBER	88
DECEMBER	110
OCCURRENCE TOTAL	1171

NORTH DAKOTA OCCURRENCE INDUCED TERMINATION OF PREGNANCY BY MONTH OF OCCURRENCE, 2020

