

With a slow but steady decline, influenza activity continues to trend downward. School absenteeism appears to be increasing, while aggregate laboratory positivity for influenza appears to remain at elevated levels.

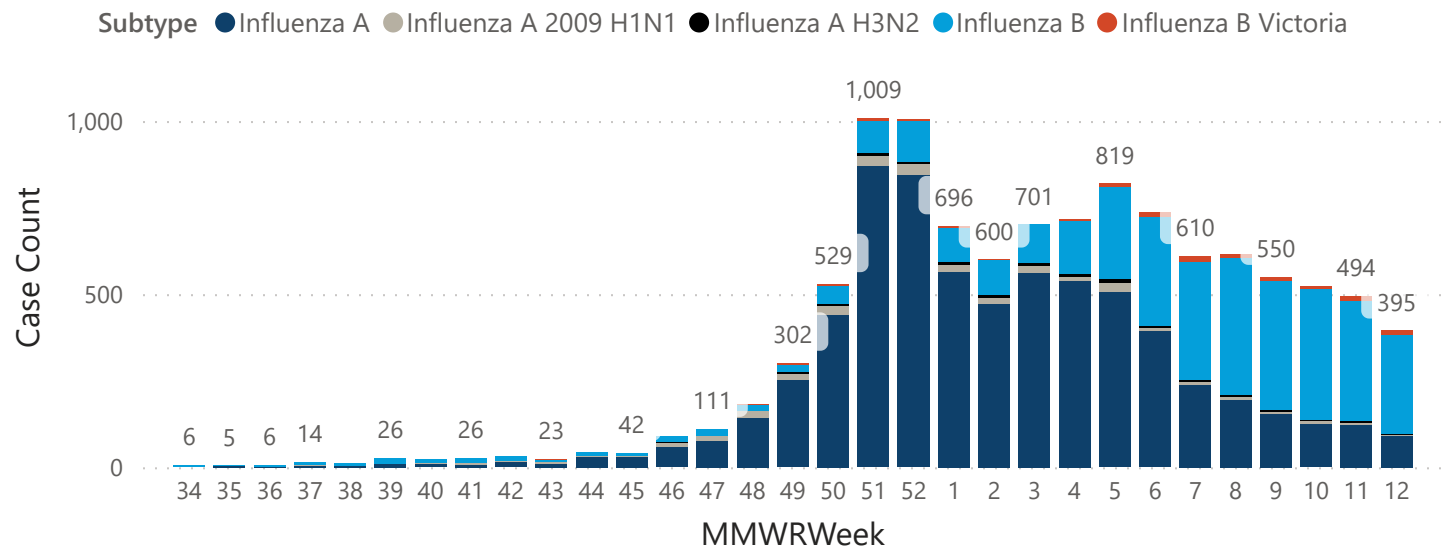
Beginning January 1st, 2024, NDHHS updated its reportable conditions list and influenza is now reportable via electronic laboratory report (ELR) only. More information detailing this change can be found on our NDHHS website [here](#).

Everyday preventative actions, including frequent handwashing and covering coughs/sneezes, are easy and effective methods at reducing the spread of influenza and other respiratory diseases this fall. For more information regarding these and more, visit ndflu.com.

Subtype	Cases in Previous Week	Total for Season
Influenza A	91	6,821
Influenza A 2009 H1N1	4	311
Influenza A H3N2	2	100
Influenza B	286	3,612
Influenza B Victoria	12	125
Total	395	10,969

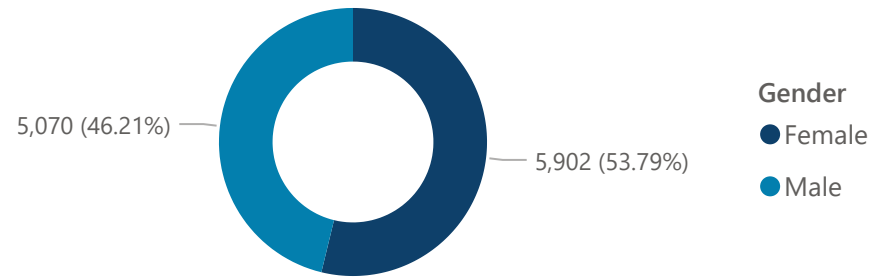
	Last Week	Season Total
New Influenza Cases:	395	10,972
Outpatient Visits for Influenza-like Illness:	5.81%	4.87%
Laboratory Specimens Positive for Influenza:	19.47%	16.11%
Percentage of Students Absent from School:	17.83%	1.80%
New Hospitalizations due to Influenza:	19	417
New Deaths due to Influenza:	2	35

Influenza Cases by Week Number

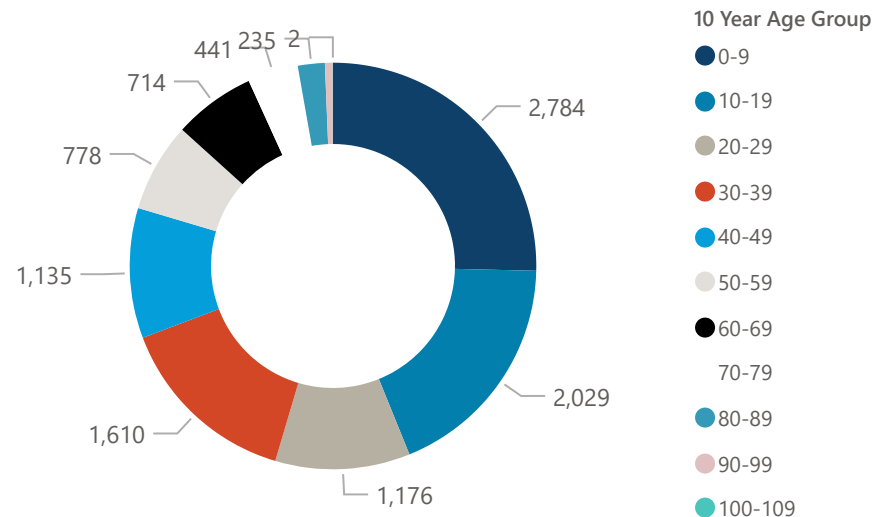


Laboratory-confirmed influenza is a reportable disease in North Dakota. Influenza "cases" include people that have tested positive for influenza in a healthcare setting. It does not include people with influenza who did not seek healthcare, or were diagnosed without a lab test, which is common. The true number of people in North Dakota is underrepresented, but case data allows us where influenza is circulating and in what populations. It also provides context regarding how the current season compares with previous seasons. Find more information about cases on ndflu.com.

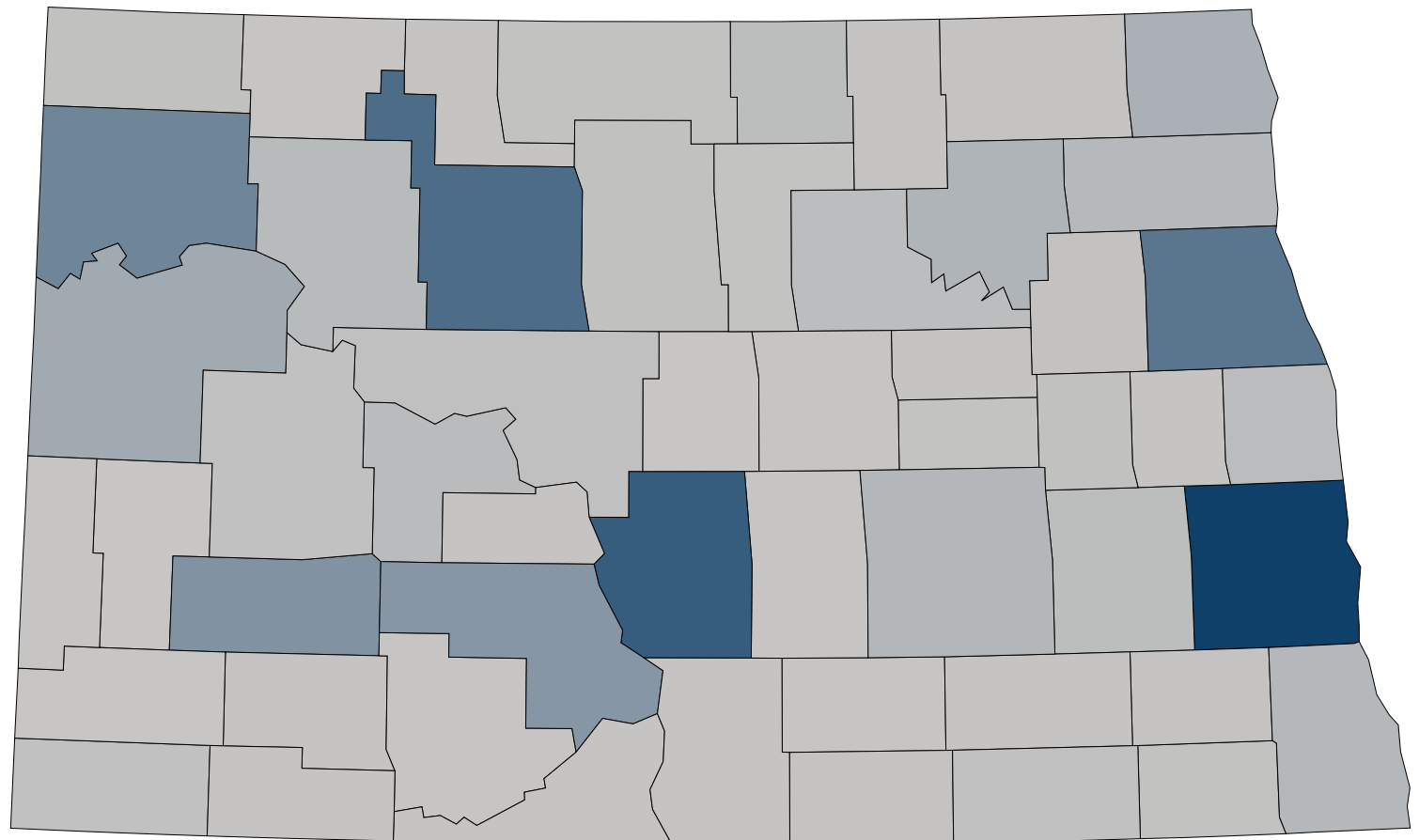
Influenza Cases by Gender



Influenza Cases by Age Group



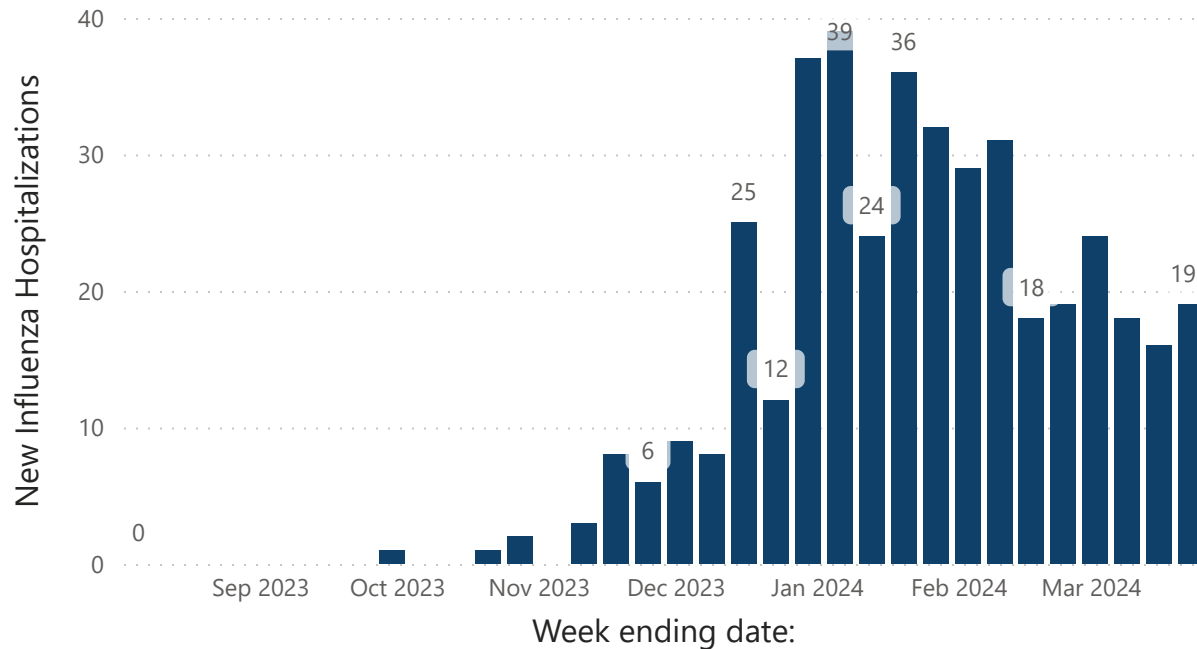
Total Influenza Cases by County



Influenza Hospitalization information is collected via daily aggregated reports to NDHHS. Because this surveillance methodology is new this year, hospitalization numbers this year may not be comparable to previous years.

Influenza Death information is obtained from Vital Records, and is based on the listed cause of death on the individuals death certificate. For more information about the seasonal death estimates, [click here](#).

New Influenza Hospitalizations by Date



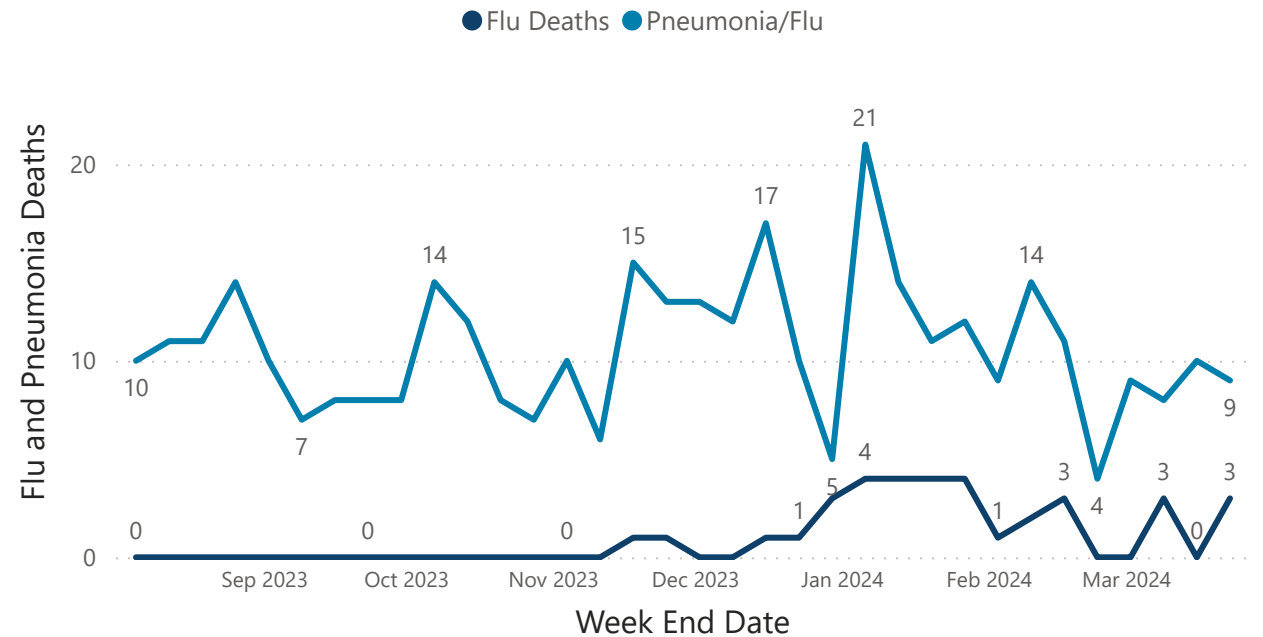
19

New Weekly Hospitalizations

417

Total Hospitalizations for Season

Influenza and Pneumonia Deaths by Date



35

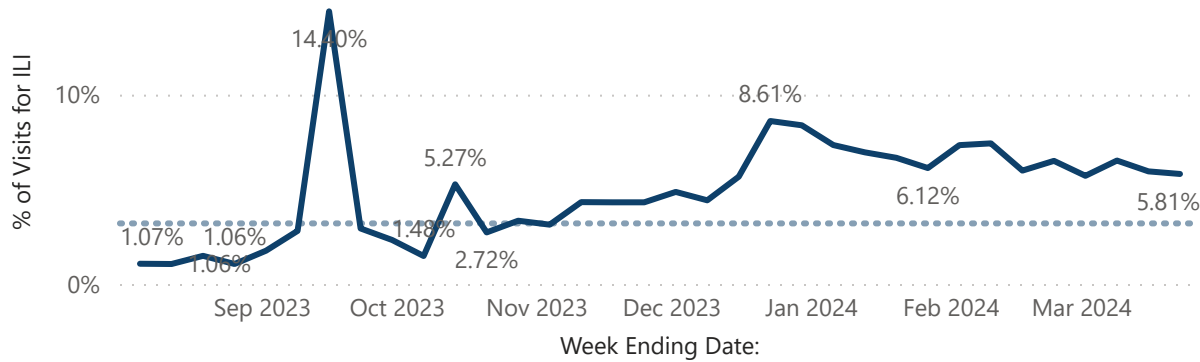
Flu Deaths

361

Pneumonia/Flu Deaths

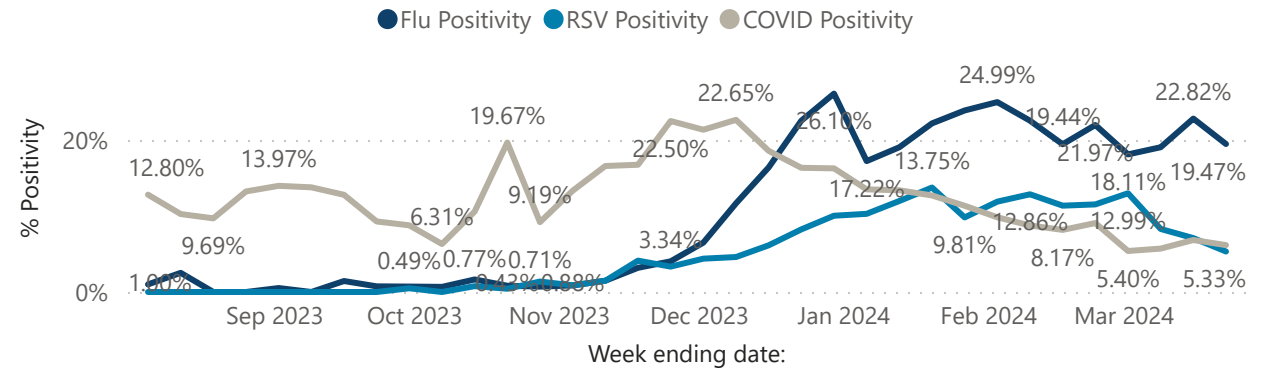
Outpatient Influenza-like Illness (ILI) NDHHS participates in the national U.S. Outpatient Influenza-like Illness Surveillance Network (ILINet). Data from participating outpatient providers in North Dakota are pooled to create a state-wide estimate for the weekly percent of healthcare visits due to influenza-like illness (ILI). Patients presenting with a fever of 100 degrees or greater AND a cough and/or sore throat are considered to have ILI. For more information on state and national ILINet data, see [FluView Interactive](#)

Outpatient ILI by Week



Sentinel Laboratory Data NDHHS receives influenza and RSV testing data from participating sentinel laboratories across the state. The total number of positive tests and the total number of tests conducted are reported and used to create a state-wide percent positivity statistic. RSV is not a reportable condition in North Dakota, but aggregate positivity is reported by participating sentinel laboratories.

Flu Positivity by Week

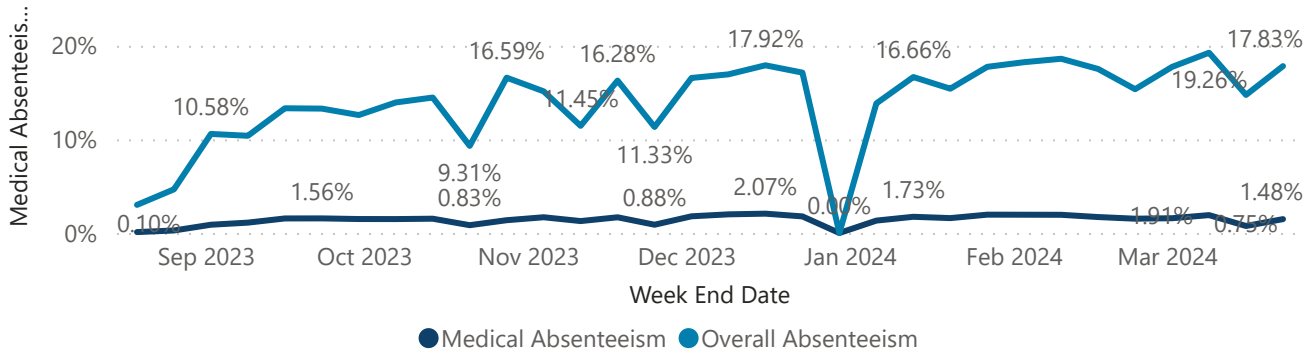


Week Ending Date:	Total # of Patients Seen for Any Reason	Percent ILI
Saturday, February 17, 2024	3,790	5.99%
Saturday, February 24, 2024	3,875	6.50%
Saturday, March 02, 2024	3,885	5.71%
Saturday, March 09, 2024	3,850	6.52%
Saturday, March 16, 2024	3,850	5.95%
Saturday, March 23, 2024	3,424	5.81%
Total	22,674	6.09%

Week ending date:	Total # of Specimens Tested	Flu Positivity	RSV Positivity
Saturday, February 17, 2024	1,528	19.44%	11.36%
Saturday, February 24, 2024	1,338	21.97%	11.53%
Saturday, March 02, 2024	1,077	18.11%	12.99%
Saturday, March 09, 2024	1,302	19.05%	8.30%
Saturday, March 16, 2024	1,293	22.82%	7.09%
Saturday, March 23, 2024	832	19.47%	5.33%
Total	7,370	20.23%	9.69%

During the influenza season, increases in the **school absenteeism** data can be used as an early indicator for influenza circulation. NDHHS received absenteeism data from a majority of schools in the state. Data here include absences for medical reasons as well as overall absenteeism.

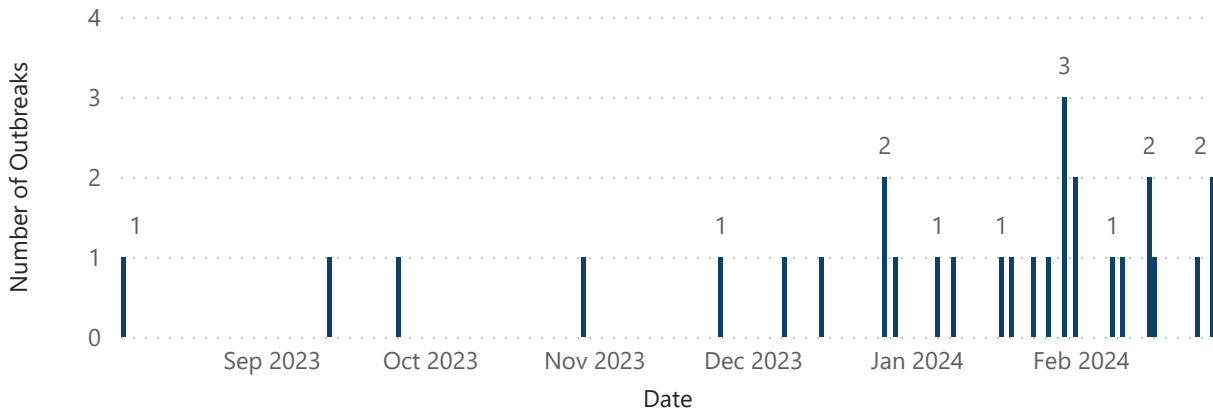
Percent of Children Absent from School by Date



Week End Date	Total Enrollment	Medical Absenteeism	Overall Absenteeism
Saturday, February 10, 2024	128,946	1.95%	18.25%
Saturday, February 17, 2024	129,188	1.94%	18.61%
Saturday, February 24, 2024	129,457	1.70%	17.52%
Saturday, March 02, 2024	129,777	1.53%	15.36%
Saturday, March 09, 2024	130,024	1.58%	17.75%
Saturday, March 16, 2024	122,763	1.91%	19.26%
Saturday, March 23, 2024	99,671	0.75%	14.75%

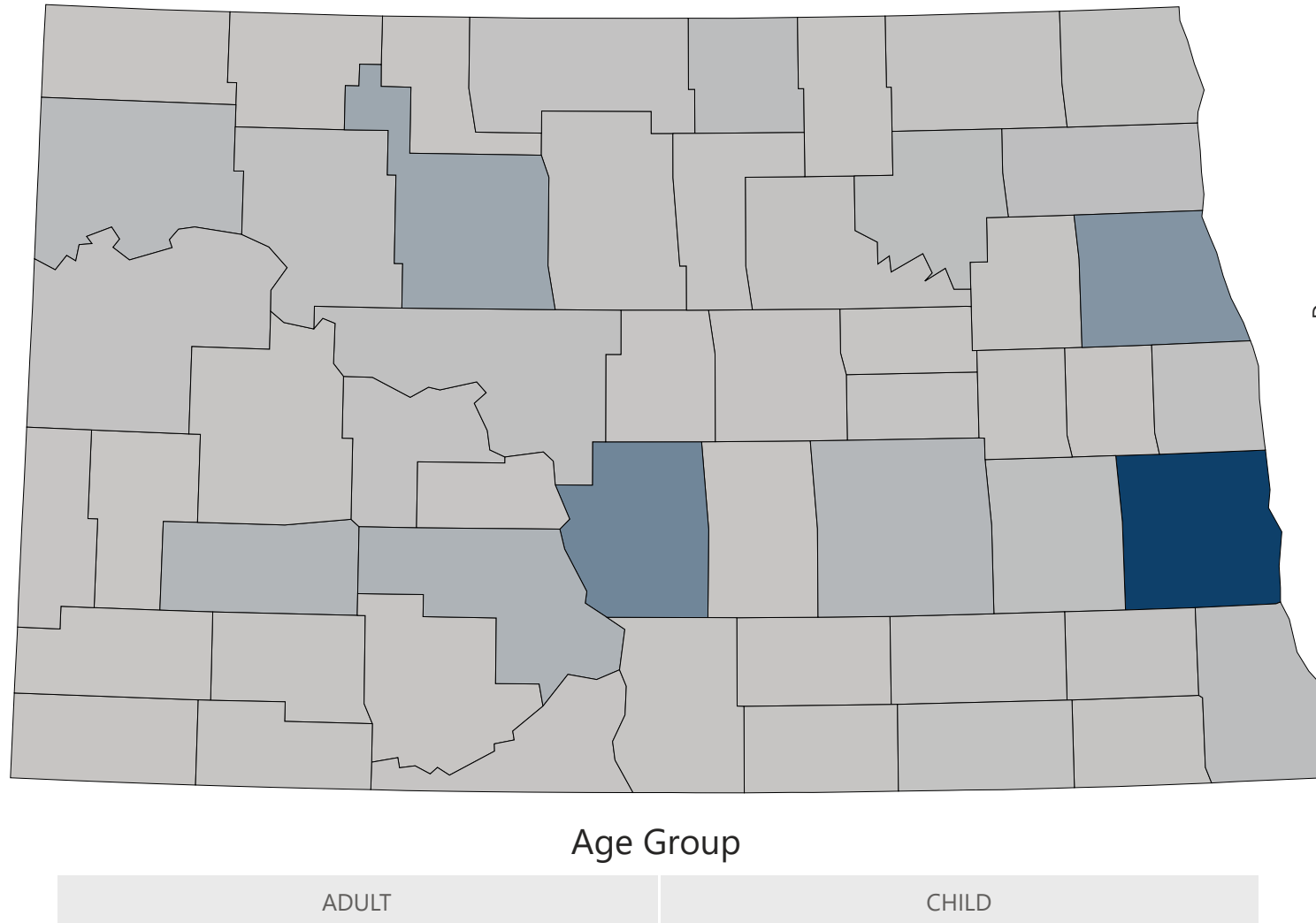
During the influenza season, **influenza outbreaks** are common anywhere people gather, including schools, child care centers, long-term care facilities, and health care facilities. Outbreaks of influenza-like illness may be reported to NDHHS. The following outbreaks have been reported this season.

Congregate Setting Outbreaks, by Date



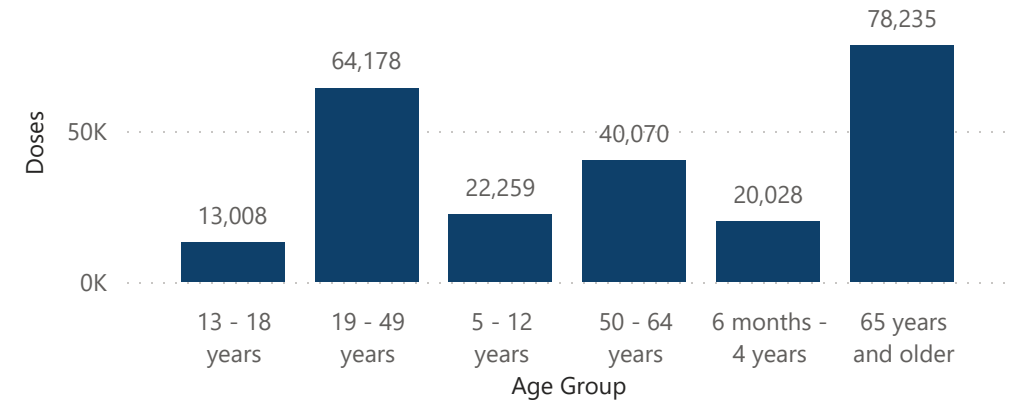
Number of Outbreaks	Identified Pathogen	Number of Outbreaks	Congregate Setting Type
17	Influenza A	23	Long-term Care
3	COVID-19	4	Assisted Living
3	Influenza	1	Childcare/Pre-school
3	Influenza B	1	Skilled Nursing
1	Rhinovirus		
1	RSV		
1	Strep		
29		29	

Total Influenza Vaccine Doses Administered by County

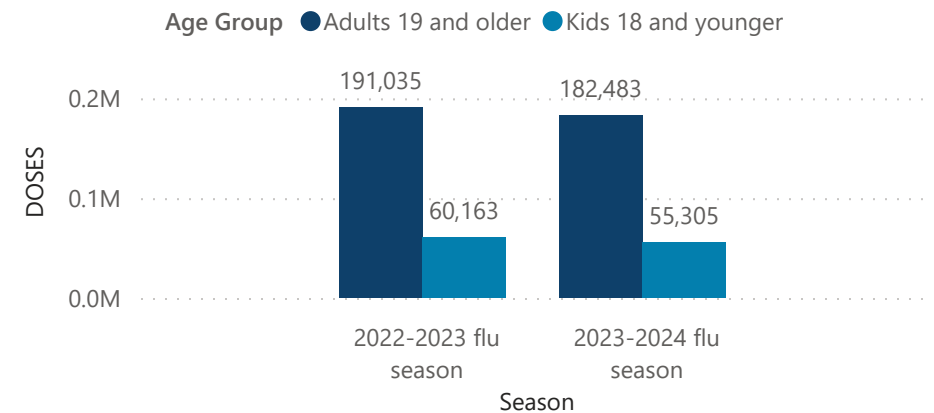


County-level doses administered data includes all administered doses of flu vaccine documented in the NDIIS as given to an individual with an address in the North Dakota county, regardless of where the provider who administered the dose was located.

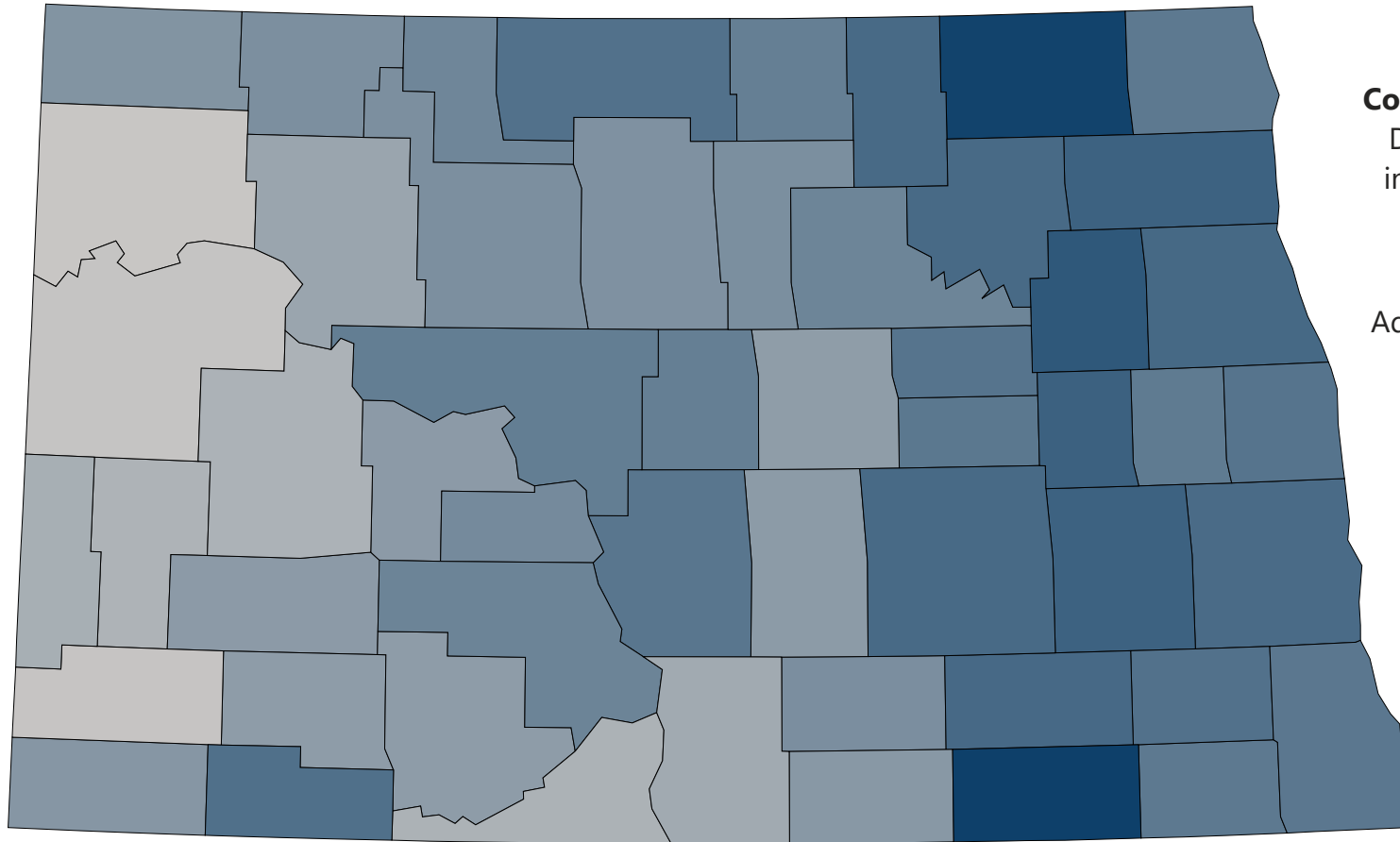
Doses Administered by Age Group



Statewide Doses Administered



Influenza Vaccine County Coverage Rates



Week Number

WEEK12

Age Group

All ND 6 months and older

NDIIS data can also be used to estimate the percent of North Dakotans in each age group that have received at least one dose of influenza vaccine so far this flu season. NDIIS records included in **statewide coverage rates** must have a North Dakota address.

County-level coverage rate data is calculated for the percent of North Dakotans in each age group that have received at least one dose of influenza vaccine so far this flu season and live in the selected North Dakota county.

Adult immunizations do not have to be reported to the NDIIS so adult coverage rates may be higher.

Statewide Flu Coverage for 2023-24 Season

