

Overall influenza activity remains at similar levels to the previous week. Nationwide, seasonal flu activity remains elevated with increases in certain areas of the country.

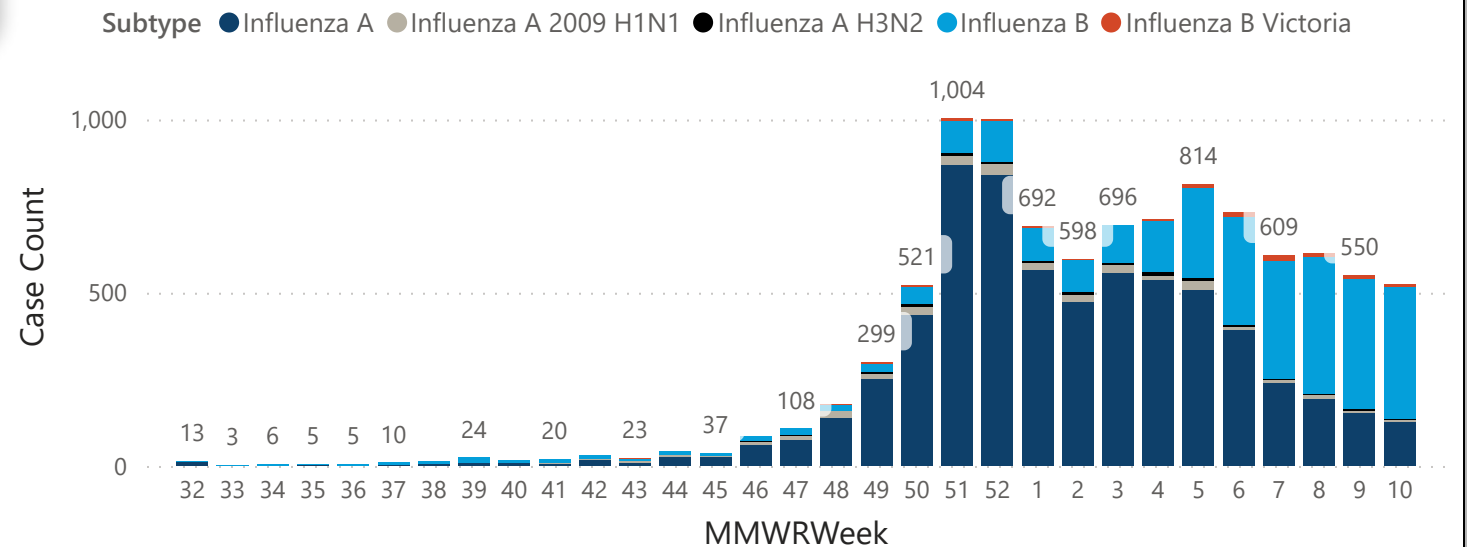
Beginning January 1st, 2024, NDHHS updated its reportable conditions list and influenza is now reportable via electronic laboratory report (ELR) only. More information detailing this change can be found on our NDHHS website [here](#).

Everyday preventative actions, including frequent handwashing and covering coughs/sneezes, are easy and effective methods at reducing the spread of influenza and other respiratory diseases this fall. For more information regarding these and more, visit [ndflu.com](http://ndflu.com).

Subtype	Cases in Previous Week	Total for Season
Influenza A	128	6,570
Influenza A 2009 H1N1	6	296
Influenza A H3N2	4	94
Influenza B	379	2,941
Influenza B Victoria	6	97
<b>Total</b>	<b>523</b>	<b>9,998</b>

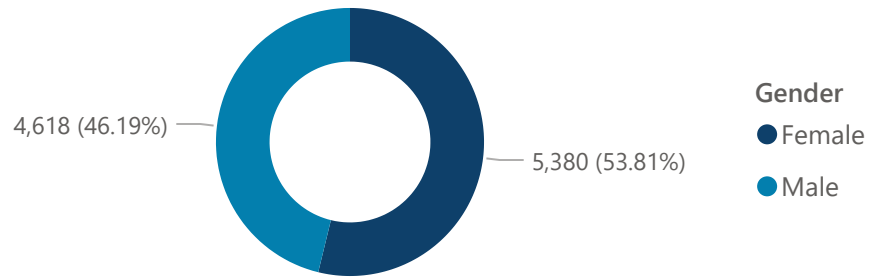
	Last Week	Season Total
New Influenza Cases:	523	9,998
Outpatient Visits for Influenza-like Illness:	6.77%	4.80%
Laboratory Specimens Positive for Influenza:	18.98%	15.69%
Percentage of Students Absent from School:	19.12%	1.92%
New Hospitalizations due to Influenza:	11	375
New Deaths due to Influenza:	0	30

### Influenza Cases by Week Number

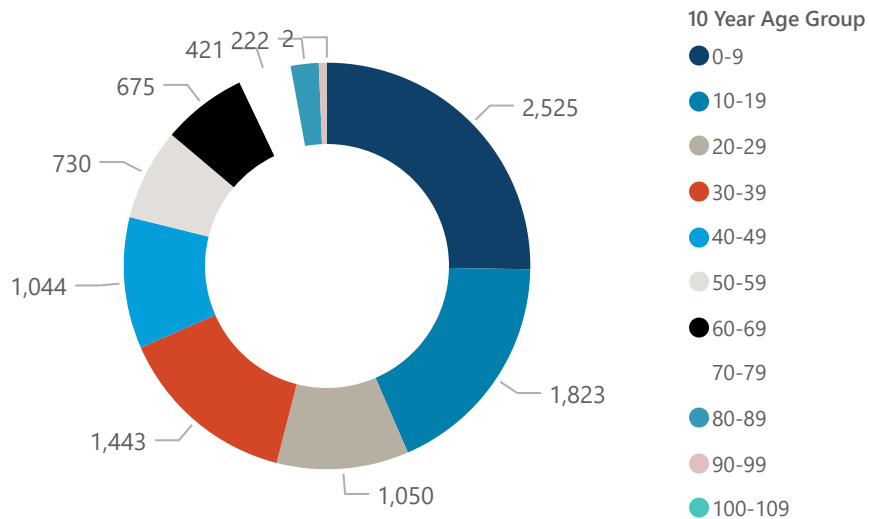


Laboratory-confirmed influenza is a reportable disease in North Dakota. Influenza "cases" include people that have tested positive for influenza in a healthcare setting. It does not include people with influenza who did not seek healthcare, or were diagnosed without a lab test, which is common. The true number of people in North Dakota is underrepresented, but case data allows us where influenza is circulating and in what populations. It also provides context regarding how the current season compares with previous seasons. Find more information about cases on [ndflu.com](https://ndflu.com).

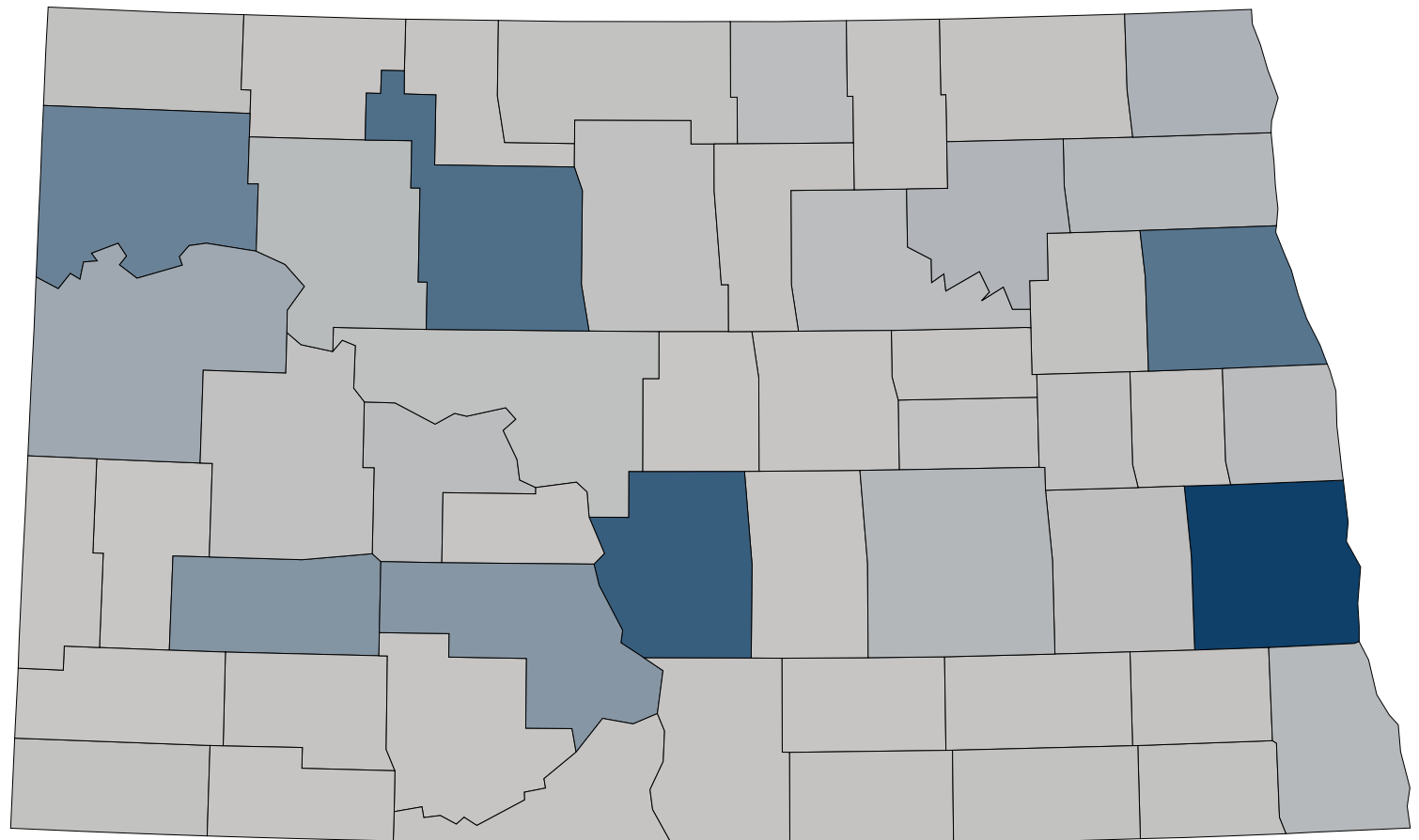
### Influenza Cases by Gender



### Influenza Cases by Age Group



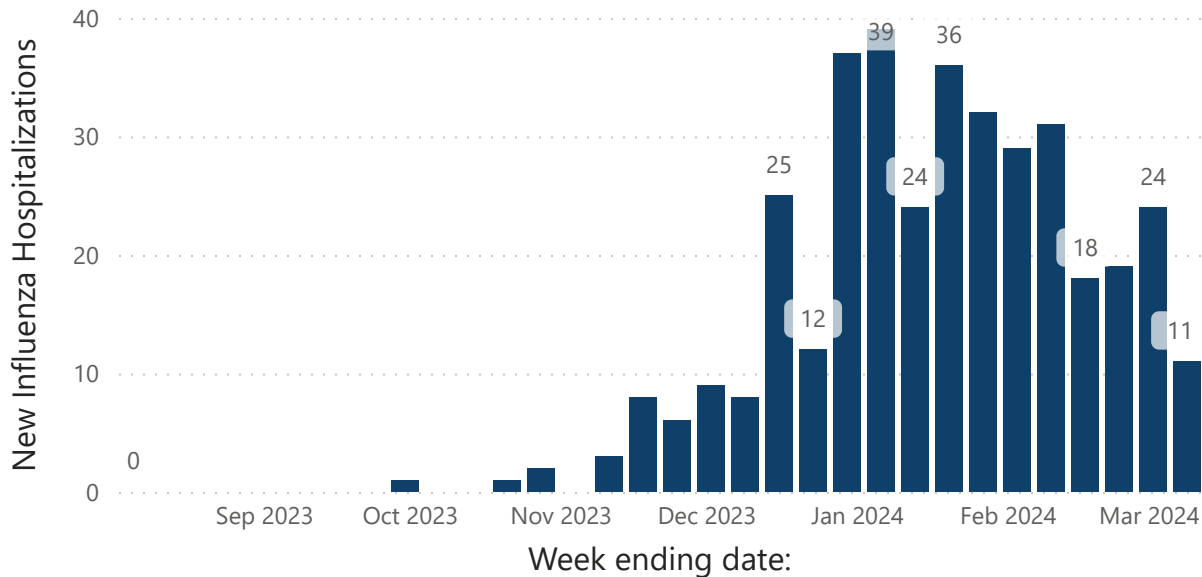
### Total Influenza Cases by County



**Influenza Hospitalization** information is collected via daily aggregated reports to NDHHS. Because this surveillance methodology is new this year, hospitalization numbers this year may not be comparable to previous years.

**Influenza Death** information is obtained from Vital Records, and is based on the listed cause of death on the individuals death certificate. For more information about the seasonal death estimates, [click here](#).

New Influenza Hospitalizations by Date



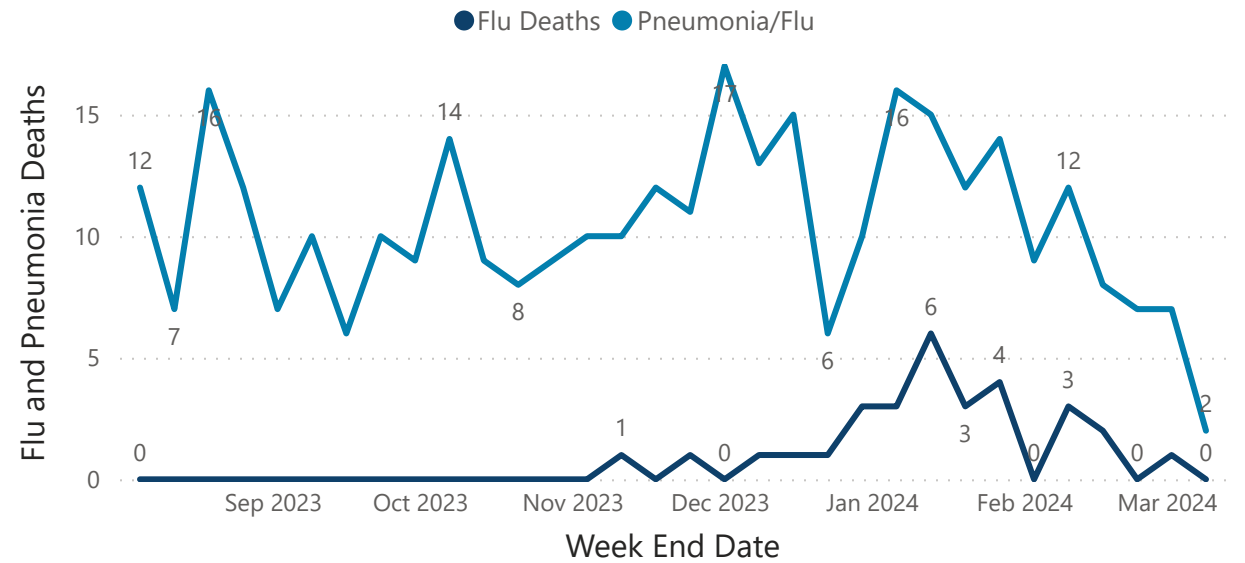
11

New Weekly Hospitalizations

375

Total Hospitalizations for Season

Influenza and Pneumonia Deaths by Date



30

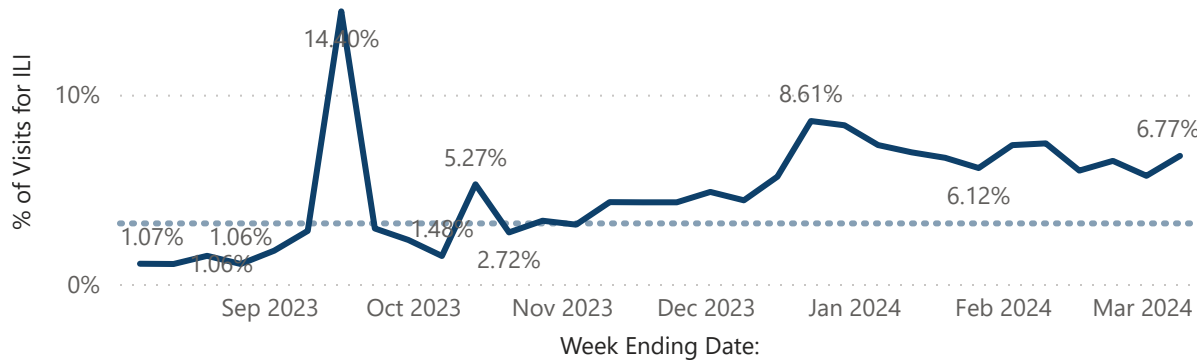
Flu Deaths

335

Pneumonia/Flu Deaths

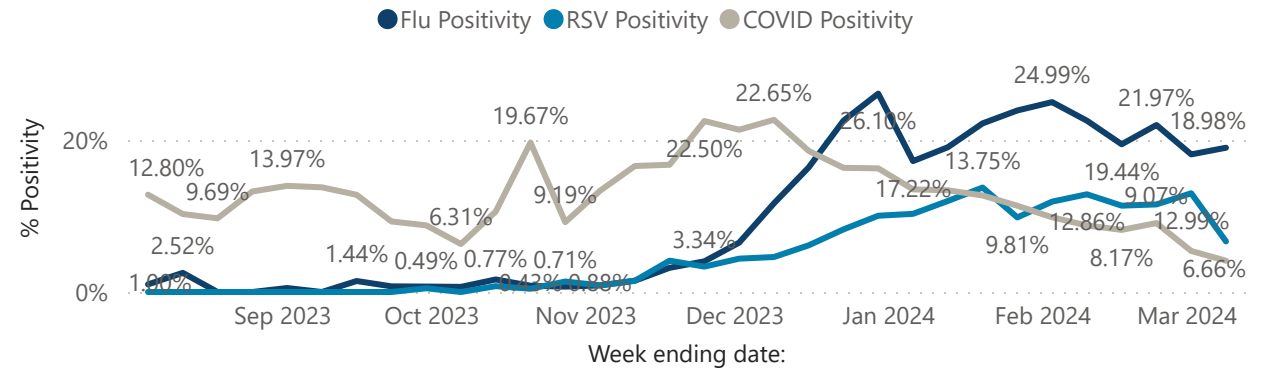
**Outpatient Influenza-like Illness (ILI)** NDHHS participates in the national U.S. Outpatient Influenza-like Illness Surveillance Network (ILINet). Data from participating outpatient providers in North Dakota are pooled to create a state-wide estimate for the weekly percent of healthcare visits due to influenza-like illness (ILI). Patients presenting with a fever of 100 degrees or greater AND a cough and/or sore throat are considered to have ILI. For more information on state and national ILINet data, see [FluView Interactive](#)

Outpatient ILI by Week



**Sentinel Laboratory Data** NDHHS receives influenza and RSV testing data from participating sentinel laboratories across the state. The total number of positive tests and the total number of tests conducted are reported and used to create a state-wide percent positivity statistic. RSV is not a reportable condition in North Dakota, but aggregate positivity is reported by participating sentinel laboratories.

Flu Positivity by Week

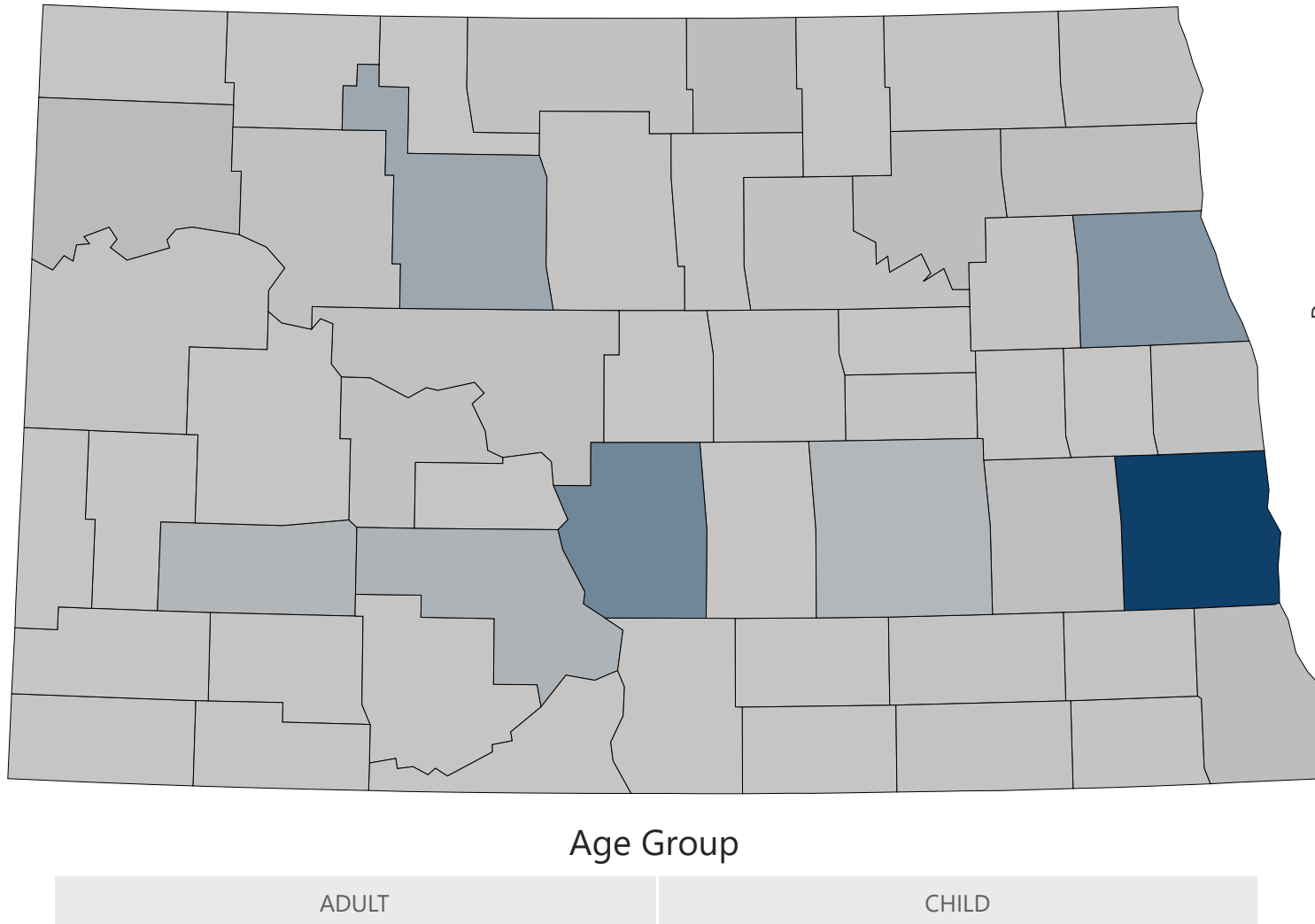


Week Ending Date:	Total # of Patients Seen for Any Reason	Percent ILI
Saturday, February 03, 2024	4,036	7.33%
Saturday, February 10, 2024	3,770	7.43%
Saturday, February 17, 2024	3,790	5.99%
Saturday, February 24, 2024	3,875	6.50%
Saturday, March 02, 2024	3,885	5.71%
Saturday, March 09, 2024	3,650	6.77%
<b>Total</b>	<b>23,006</b>	<b>6.62%</b>

Week ending date:	Total # of Specimens Tested	Flu Positivity	RSV Positivity
Saturday, February 03, 2024	1,785	24.99%	11.89%
Saturday, February 10, 2024	1,637	22.54%	12.86%
Saturday, February 17, 2024	1,528	19.44%	11.36%
Saturday, February 24, 2024	1,338	21.97%	11.53%
Saturday, March 02, 2024	1,077	18.11%	12.99%
Saturday, March 09, 2024	906	18.98%	6.66%
<b>Total</b>	<b>8,271</b>	<b>21.44%</b>	<b>11.36%</b>

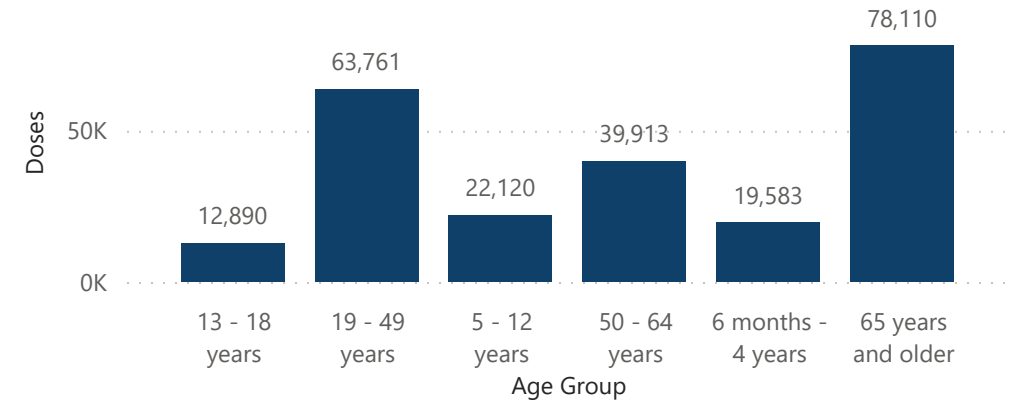


### Total Influenza Vaccine Doses Administered by County

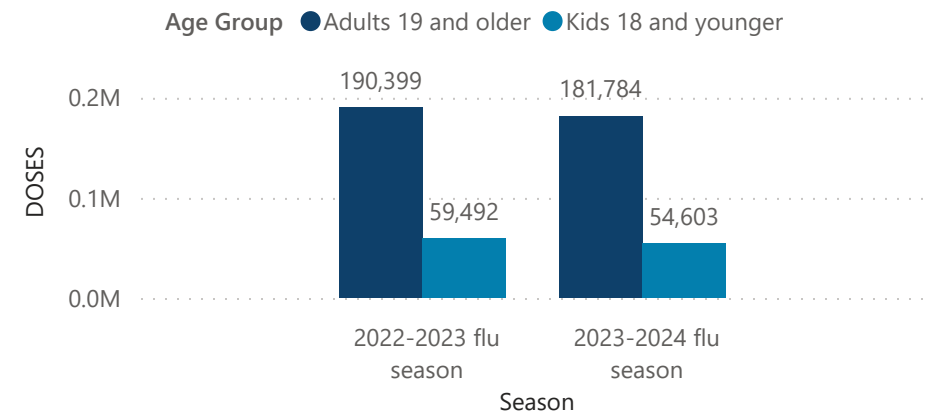


**County-level doses administered** data includes all administered doses of flu vaccine documented in the NDIIS as given to an individual with an address in the North Dakota county, regardless of where the provider who administered the dose was located.

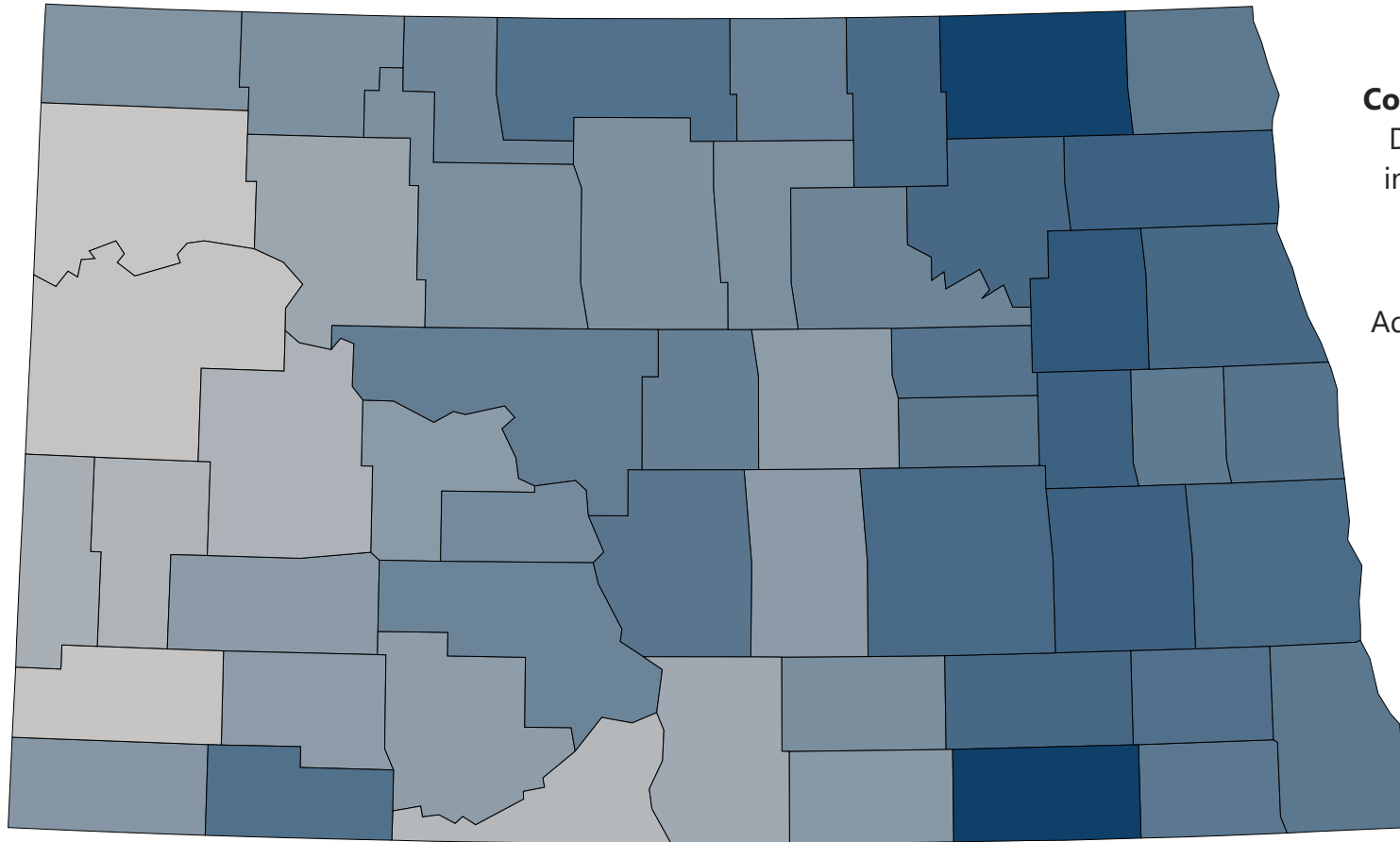
### Doses Administered by Age Group



### Statewide Doses Administered



### Influenza Vaccine County Coverage Rates



Week Number

WEEK10

Age Group

All ND 6 months and older

NDIIS data can also be used to estimate the percent of North Dakotans in each age group that have received at least one dose of influenza vaccine so far this flu season. NDIIS records included in **statewide coverage rates** must have a North Dakota address.

**County-level coverage rate** data is calculated for the percent of North Dakotans in each age group that have received at least one dose of influenza vaccine so far this flu season and live in the selected North Dakota county.

Adult immunizations do not have to be reported to the NDIIS so adult coverage rates may be higher.

### Statewide Flu Coverage for 2023-24 Season

