

Influenza activity remains elevated, both in North Dakota as well as in parts of the United States. Hospitalizations and deaths due to flu continue to occur, and outpatient influenza-like illness remains above the seasonal baseline. Nationwide, seasonal flu activity remains elevated with increases in certain areas of the country.

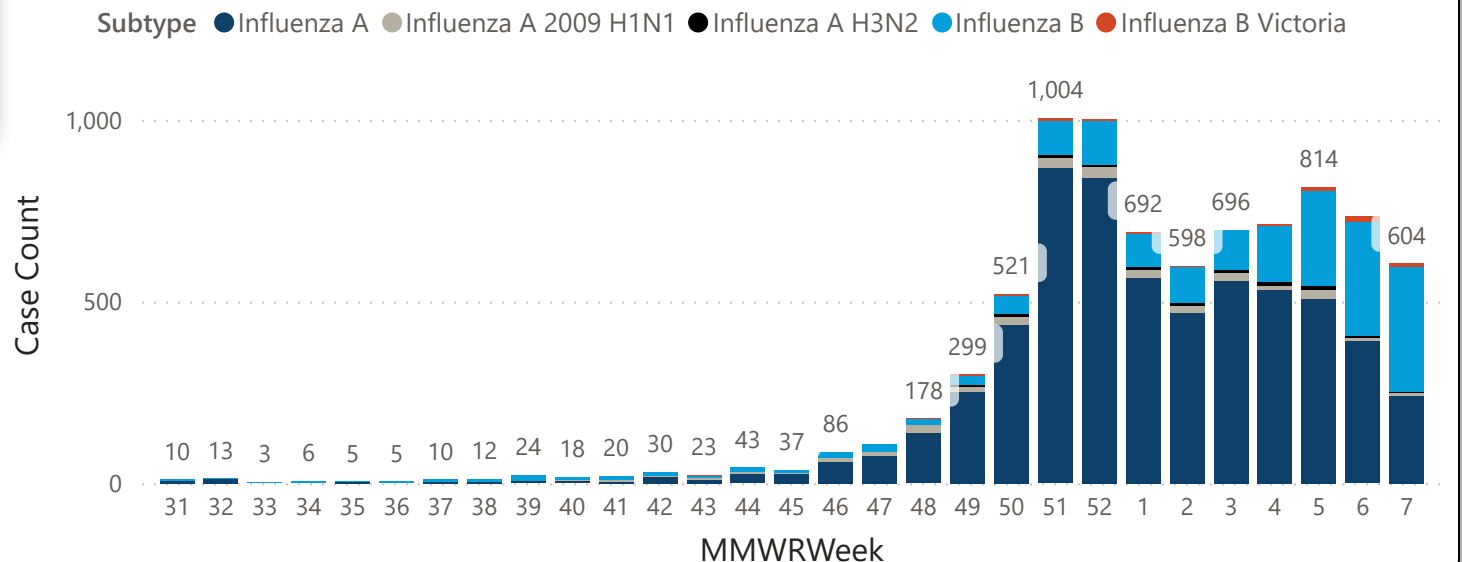
Beginning January 1st, 2024, NDHHS updated its reportable conditions list and influenza is now reportable via electronic laboratory report (ELR) only. More information detailing this change can be found on our NDHHS website [here](#).

Everyday preventative actions, including frequent handwashing and covering coughs/sneezes, are easy and effective methods at reducing the spread of influenza and other respiratory diseases this fall. For more information regarding these and more, visit ndflu.com.

Subtype	Cases in Previous Week	Total for Season
Influenza A	241	6,076
Influenza A 2009 H1N1	8	275
Influenza A H3N2	3	78
Influenza B	343	1,813
Influenza B Victoria	9	65
Total	604	8,307

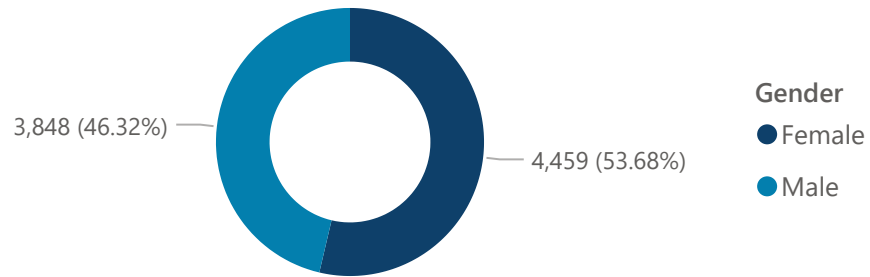
	Last Week	Season Total
New Influenza Cases:	604	8,307
Outpatient Visits for Influenza-like Illness:	5.96%	4.62%
Laboratory Specimens Positive for Influenza:	17.85%	14.95%
Percentage of Students Absent from School:	17.41%	2.14%
New Hospitalizations due to Influenza:	18	321
New Deaths due to Influenza:	0	26

Influenza Cases by Week Number

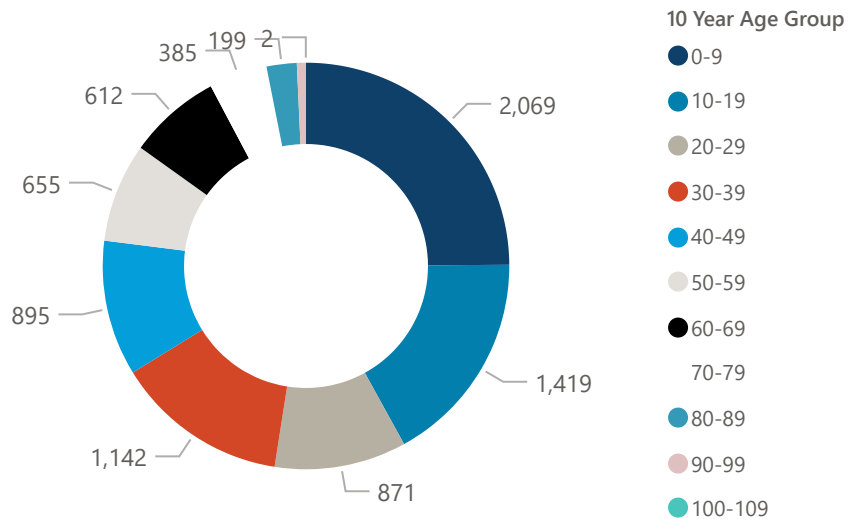


Laboratory-confirmed influenza is a reportable disease in North Dakota. Influenza "cases" include people that have tested positive for influenza in a healthcare setting. It does not include people with influenza who did not seek healthcare, or were diagnosed without a lab test, which is common. The true number of people in North Dakota is underrepresented, but case data allows us where influenza is circulating and in what populations. It also provides context regarding how the current season compares with previous seasons. Find more information about cases on ndflu.com.

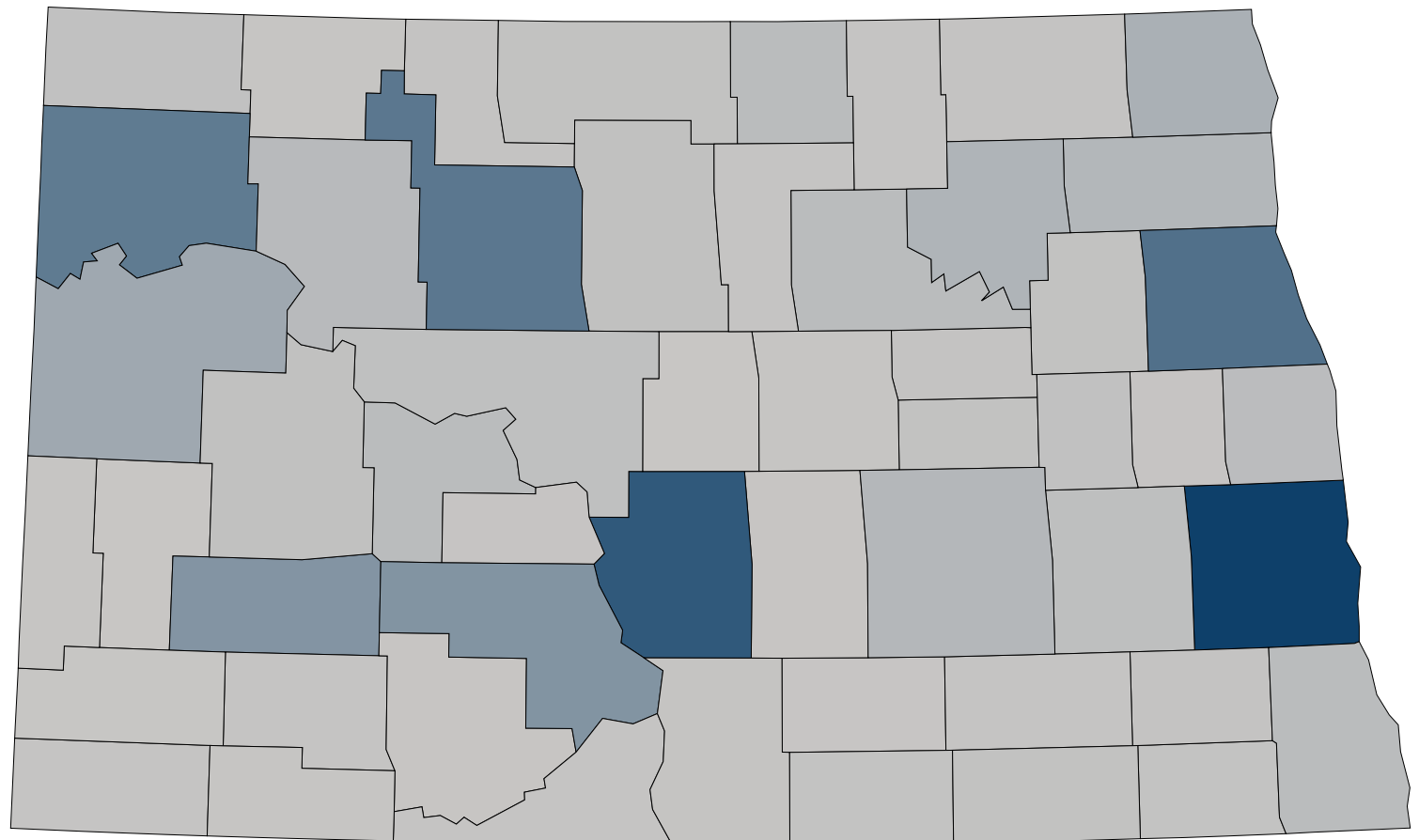
Influenza Cases by Gender



Influenza Cases by Age Group



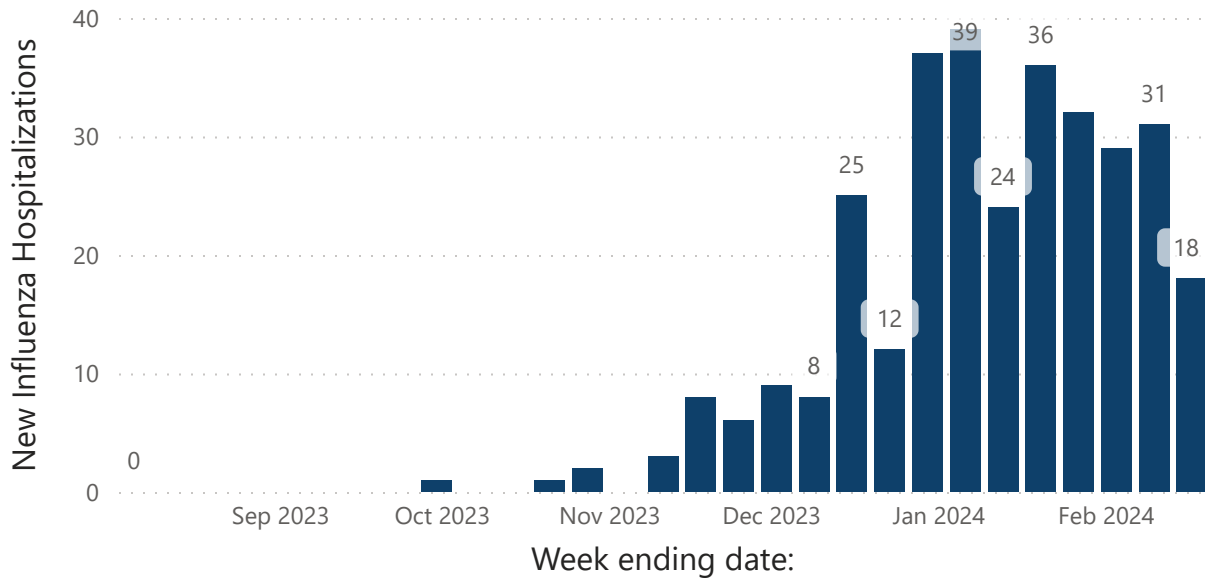
Total Influenza Cases by County



Influenza Hospitalization information is collected via daily aggregated reports to NDHHS. Because this surveillance methodology is new this year, hospitalization numbers this year may not be comparable to previous years.

Influenza Death information is obtained from Vital Records, and is based on the listed cause of death on the individuals death certificate. For more information about the seasonal death estimates, [click here](#).

New Influenza Hospitalizations by Date



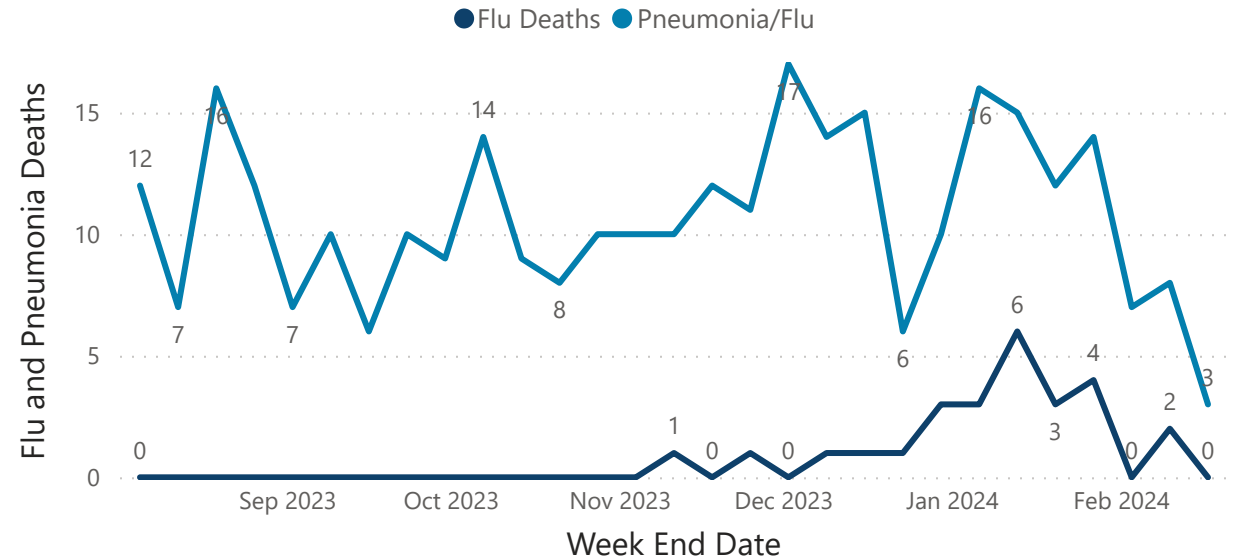
18

New Weekly Hospitalizations

321

Total Hospitalizations for Season

Influenza and Pneumonia Deaths by Date



26

Flu Deaths

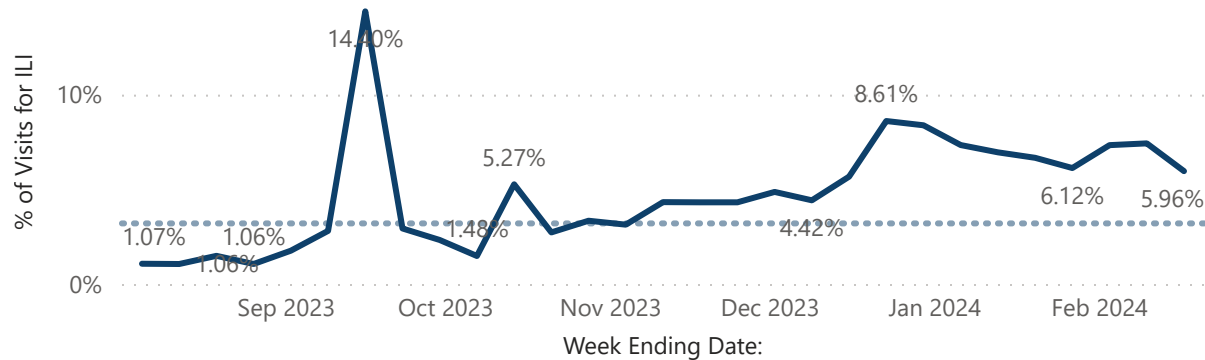
307

Pneumonia/Flu Deaths

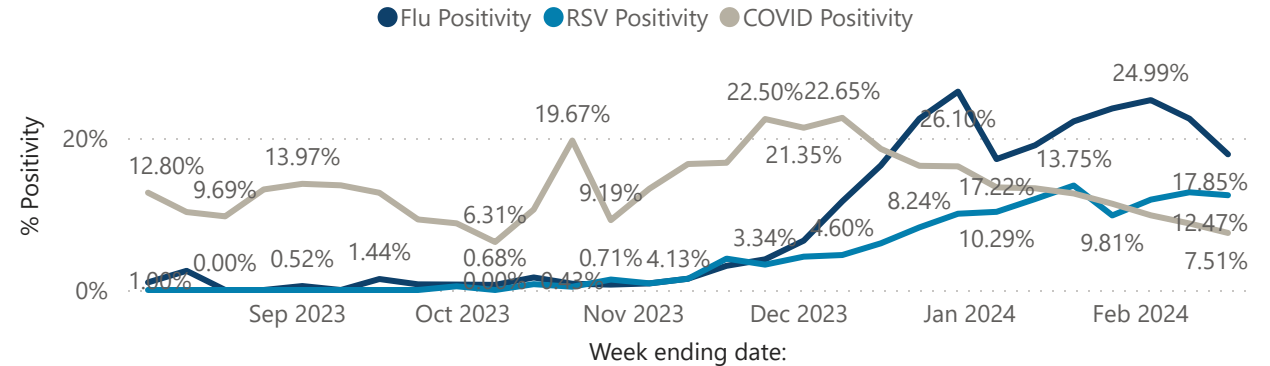
Outpatient Influenza-like Illness (ILI) NDHHS participates in the national U.S. Outpatient Influenza-like Illness Surveillance Network (ILINet). Data from participating outpatient providers in North Dakota are pooled to create a state-wide estimate for the weekly percent of healthcare visits due to influenza-like illness (ILI). Patients presenting with a fever of 100 degrees or greater AND a cough and/or sore throat are considered to have ILI. For more information on state and national ILINet data, see [FluView Interactive](#)

Sentinel Laboratory Data NDHHS receives influenza and RSV testing data from participating sentinel laboratories across the state. The total number of positive tests and the total number of tests conducted are reported and used to create a state-wide percent positivity statistic. RSV is not a reportable condition in North Dakota, but aggregate positivity is reported by participating sentinel laboratories.

Outpatient ILI by Week



Flu Positivity by Week

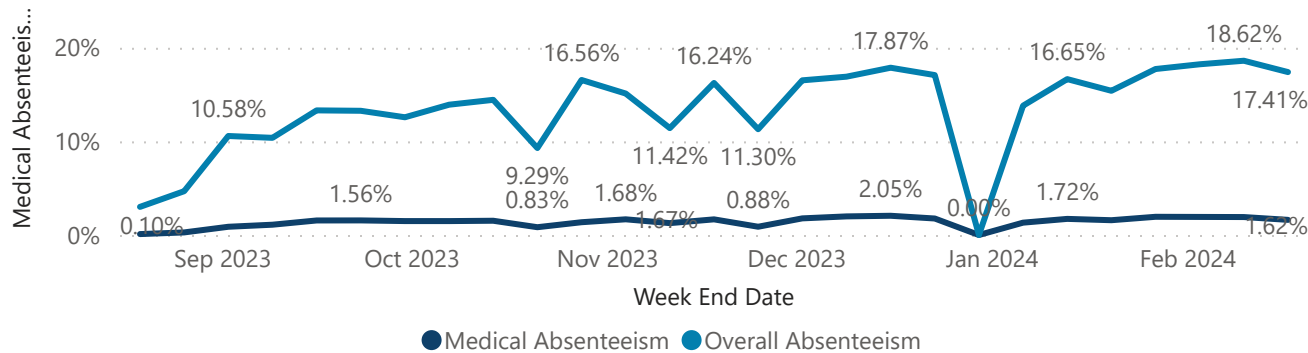


Week Ending Date:	Total # of Patients Seen for Any Reason	Percent ILI
Saturday, January 13, 2024	3,552	6.95%
Saturday, January 20, 2024	3,556	6.66%
Saturday, January 27, 2024	3,625	6.12%
Saturday, February 03, 2024	4,036	7.33%
Saturday, February 10, 2024	3,770	7.43%
Saturday, February 17, 2024	3,590	5.96%
Total	22,129	6.76%

Week ending date:	Total # of Specimens Tested	Flu Positivity	RSV Positivity
Saturday, January 13, 2024	1,633	19.04%	11.97%
Saturday, January 20, 2024	1,528	22.19%	13.75%
Saturday, January 27, 2024	1,683	23.89%	9.81%
Saturday, February 03, 2024	1,785	24.99%	11.89%
Saturday, February 10, 2024	1,637	22.54%	12.86%
Saturday, February 17, 2024	745	17.85%	12.47%
Total	9,011	22.20%	12.07%

During the influenza season, increases in the **school absenteeism** data can be used as an early indicator for influenza circulation. NDHHS received absenteeism data from a majority of schools in the state. Data here include absences for medical reasons as well as overall absenteeism.

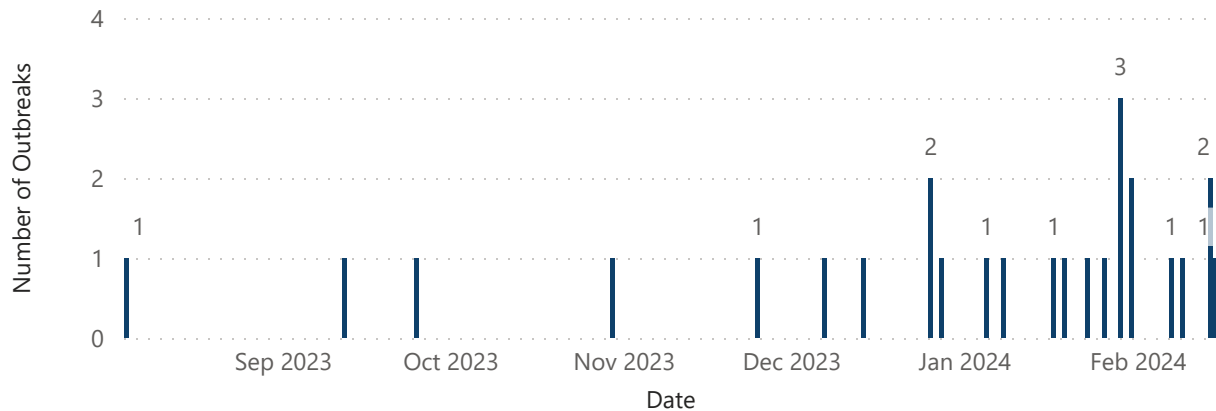
Percent of Children Absent from School by Date



Week End Date	Total Enrollment	Medical Absenteeism	Overall Absenteeism
Saturday, January 06, 2024	5,423	0.00%	0.00%
Saturday, January 13, 2024	127,945	1.32%	13.82%
Saturday, January 20, 2024	128,391	1.72%	16.65%
Saturday, January 27, 2024	128,921	1.58%	15.41%
Saturday, February 03, 2024	129,261	1.94%	17.73%
Saturday, February 10, 2024	129,554	1.93%	18.24%
Saturday, February 17, 2024	129,797	1.92%	18.62%

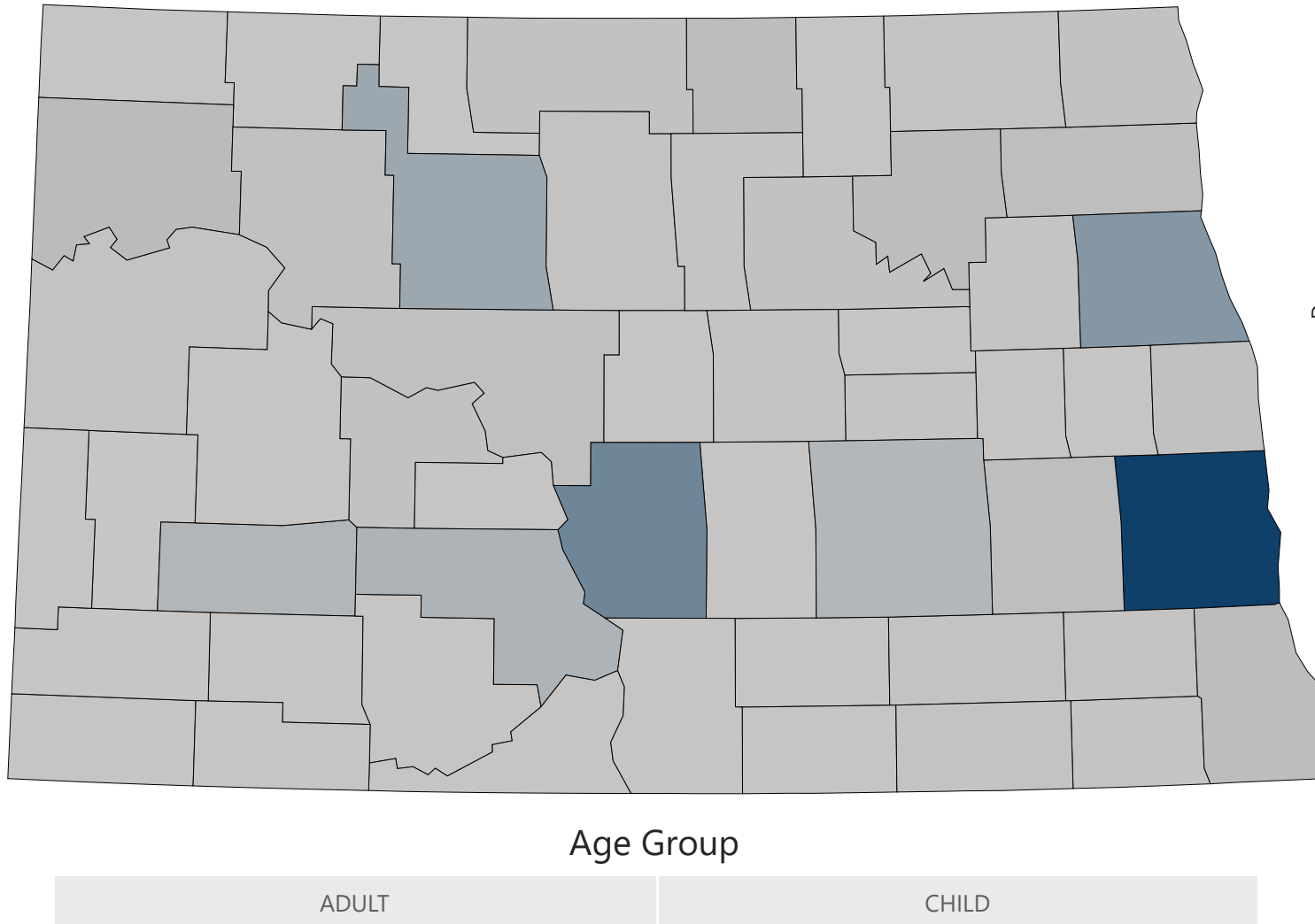
During the influenza season, **influenza outbreaks** are common anywhere people gather, including schools, child care centers, long-term care facilities, and health care facilities. Outbreaks of influenza-like illness may be reported to NDHHS. The following outbreaks have been reported this season.

Congregate Setting Outbreaks, by Date



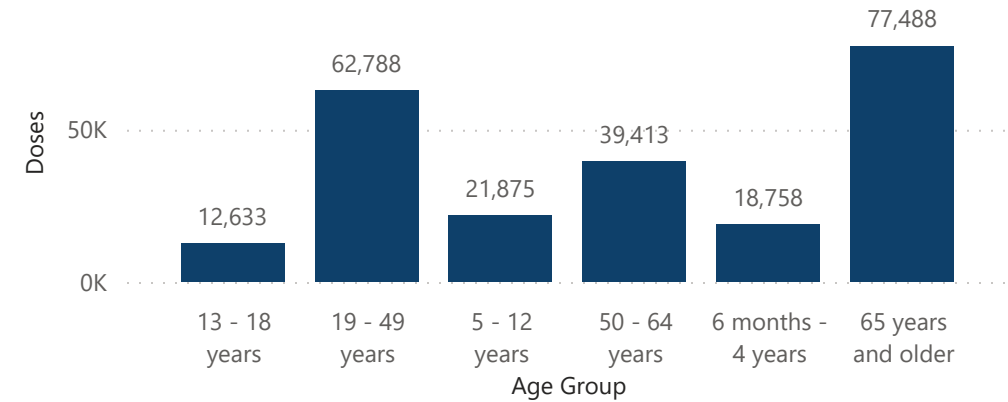
Number of Outbreaks	Identified Pathogen	Number of Outbreaks	Congregate Setting Type
16	Influenza A	20	Long-term Care
3	COVID-19	4	Assisted Living
3	Influenza	1	Childcare/Pre-school
2	Influenza B	1	Skilled Nursing
1	Rhinovirus		
1	Strep		
26		26	

Total Influenza Vaccine Doses Administered by County

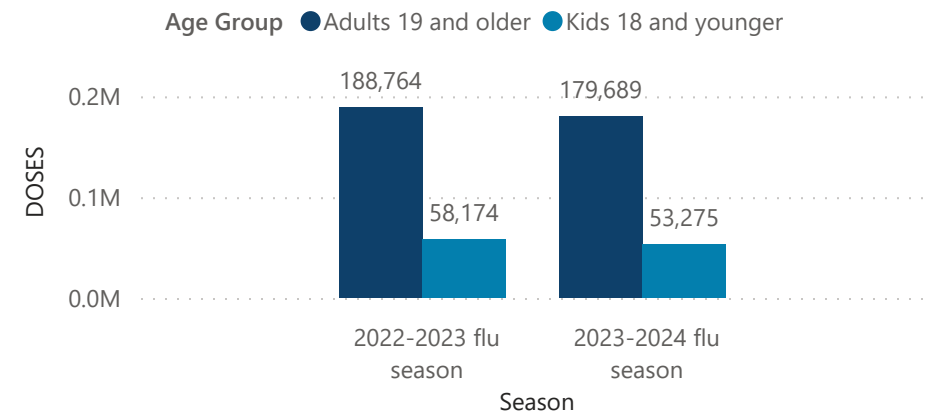


County-level doses administered data includes all administered doses of flu vaccine documented in the NDIIS as given to an individual with an address in the North Dakota county, regardless of where the provider who administered the dose was located.

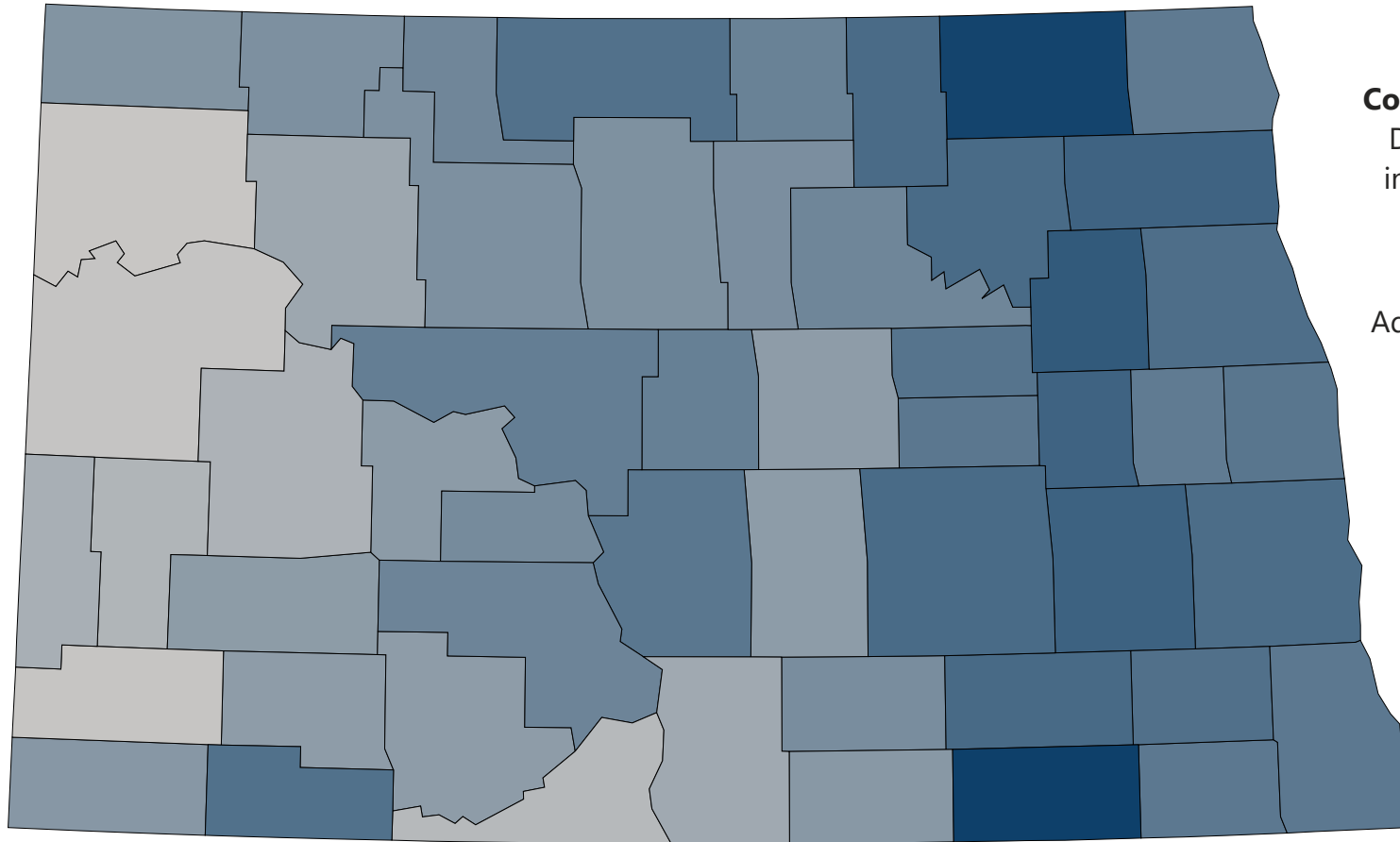
Doses Administered by Age Group



Statewide Doses Administered



Influenza Vaccine County Coverage Rates



Week Number

WEEK07

Age Group

All ND 6 months and older

NDIIS data can also be used to estimate the percent of North Dakotans in each age group that have received at least one dose of influenza vaccine so far this flu season. NDIIS records included in **statewide coverage rates** must have a North Dakota address.

County-level coverage rate data is calculated for the percent of North Dakotans in each age group that have received at least one dose of influenza vaccine so far this flu season and live in the selected North Dakota county.

Adult immunizations do not have to be reported to the NDIIS so adult coverage rates may be higher.

Statewide Flu Coverage for 2023-24 Season

