

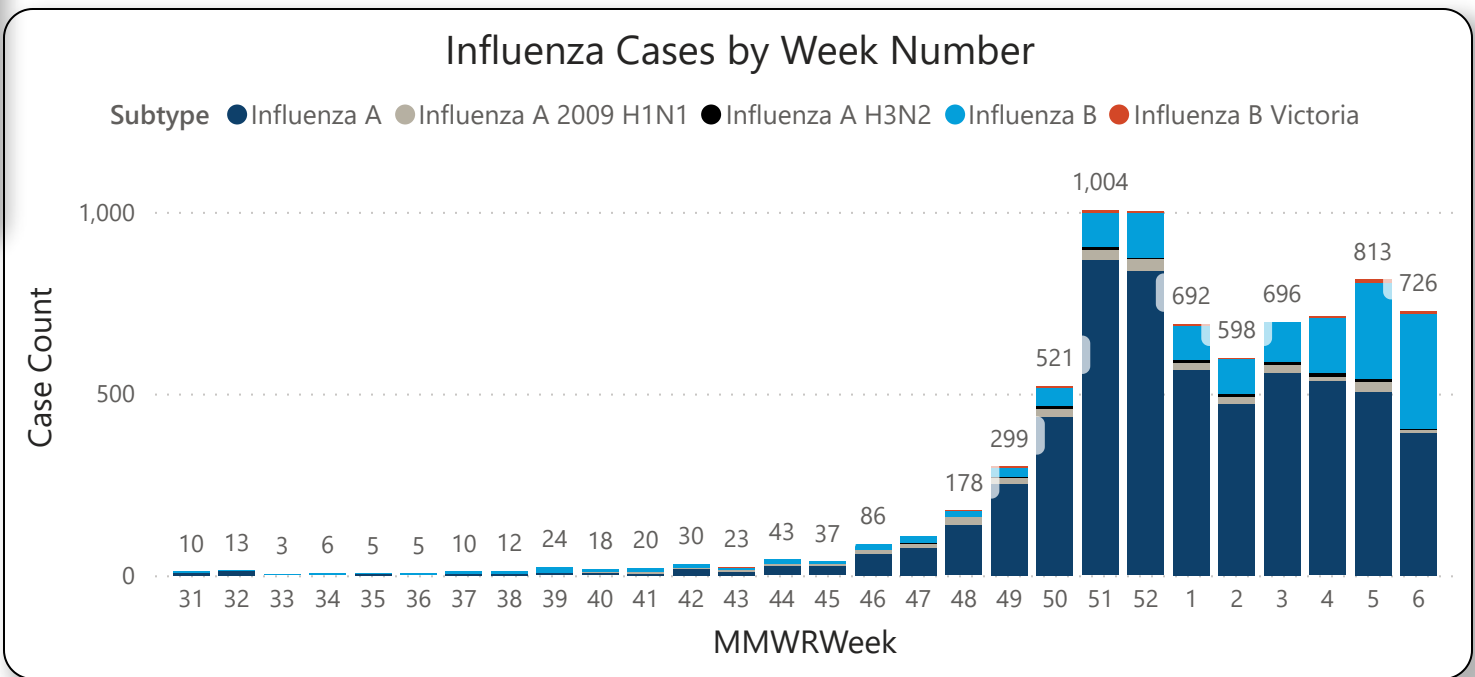
Influenza activity remains elevated from the previous week, with influenza B making up nearly 50% of newly reported cases. Hospitalizations and deaths due to flu continue to occur, and outpatient influenza-like illness remains above the seasonal baseline. Nationwide, seasonal flu activity remains elevated with increases in certain areas of the country.

Beginning January 1st, 2024, NDHHS updated its reportable conditions list and influenza is now reportable via electronic laboratory report (ELR) only. More information detailing this change can be found on our NDHHS website [here](#).

Everyday preventative actions, including frequent handwashing and covering coughs/sneezes, are easy and effective methods at reducing the spread of influenza and other respiratory diseases this fall. For more information regarding these and more, visit [ndflu.com](http://ndflu.com).

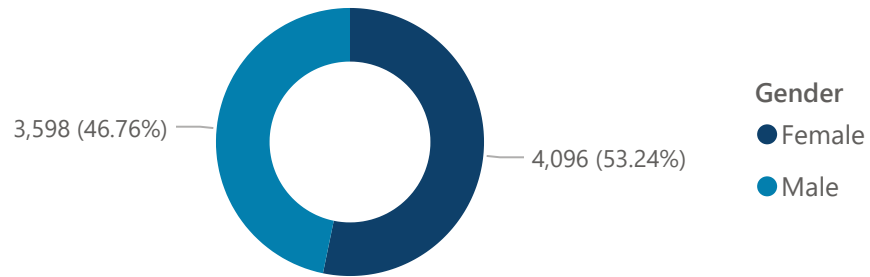
Subtype	Cases in Previous Week	Total for Season
Influenza A	392	5,841
Influenza A 2009 H1N1	8	266
Influenza A H3N2	4	74
Influenza B	316	1,465
Influenza B Victoria	6	48
<b>Total</b>	<b>726</b>	<b>7,694</b>

	Last Week	Season Total
New Influenza Cases:	726	7,694
Outpatient Visits for Influenza-like Illness:	7.43%	4.57%
Laboratory Specimens Positive for Influenza:	15.76%	14.00%
Percentage of Students Absent from School:	18.44%	2.22%
New Hospitalizations due to Influenza:	21	303
New Deaths due to Influenza:	1	25

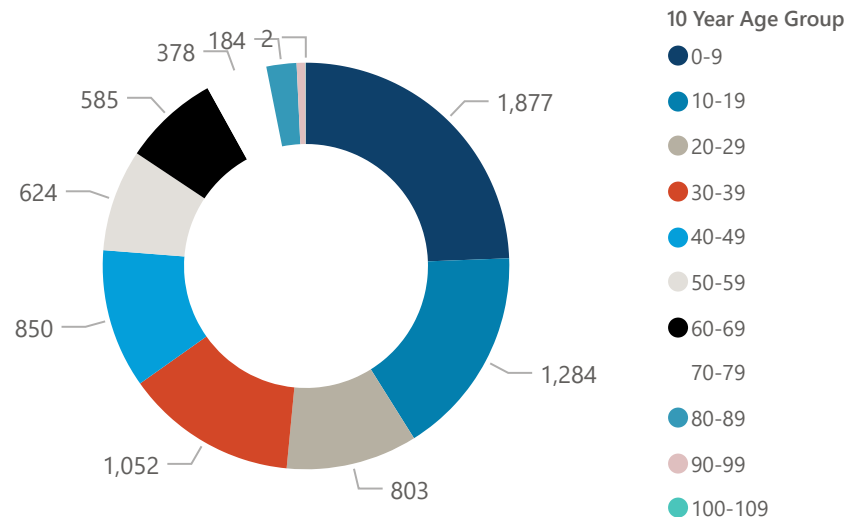


Laboratory-confirmed influenza is a reportable disease in North Dakota. Influenza "cases" include people that have tested positive for influenza in a healthcare setting. It does not include people with influenza who did not seek healthcare, or were diagnosed without a lab test, which is common. The true number of people in North Dakota is underrepresented, but case data allows us where influenza is circulating and in what populations. It also provides context regarding how the current season compares with previous seasons. Find more information about cases on [ndflu.com](https://ndflu.com).

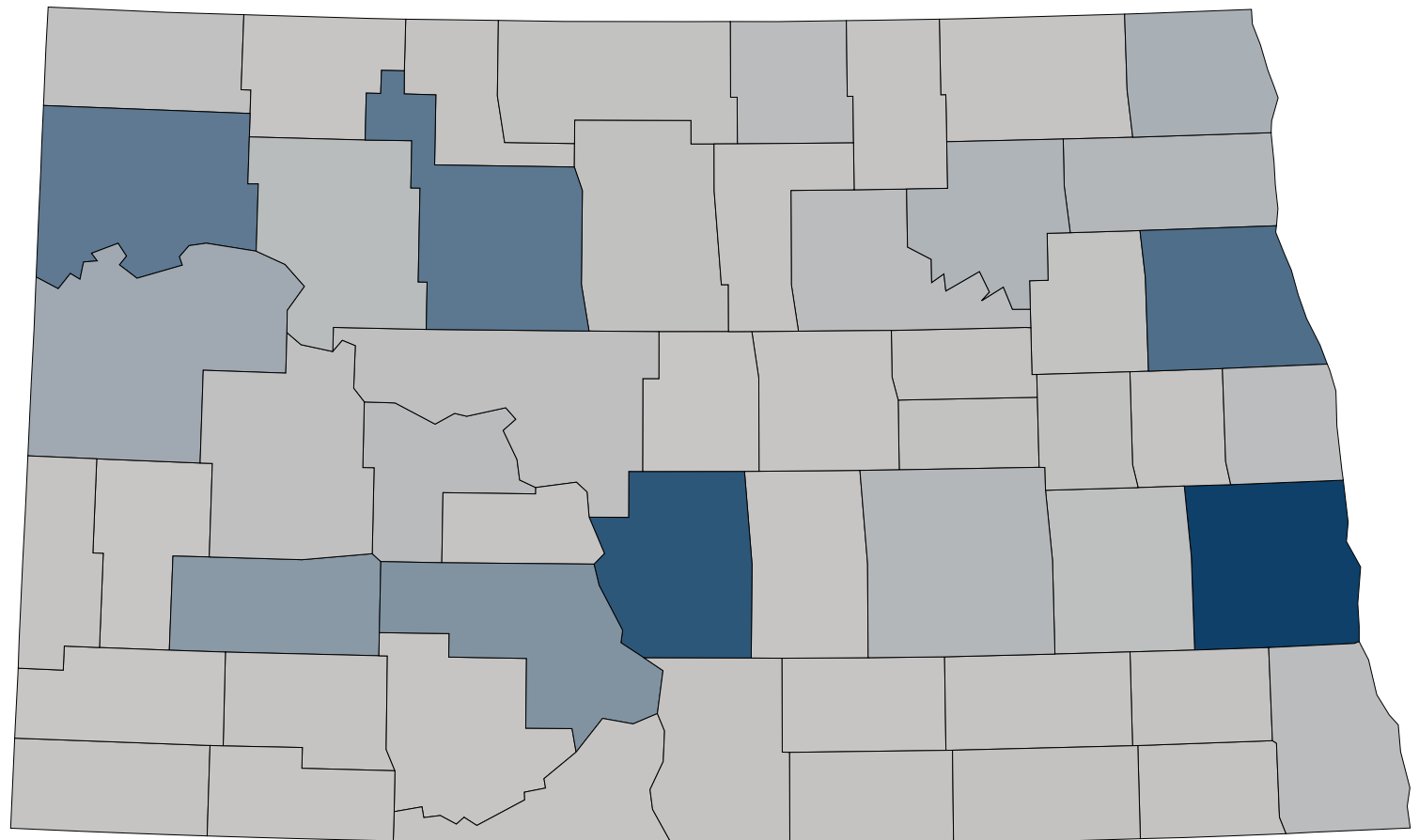
### Influenza Cases by Gender



### Influenza Cases by Age Group



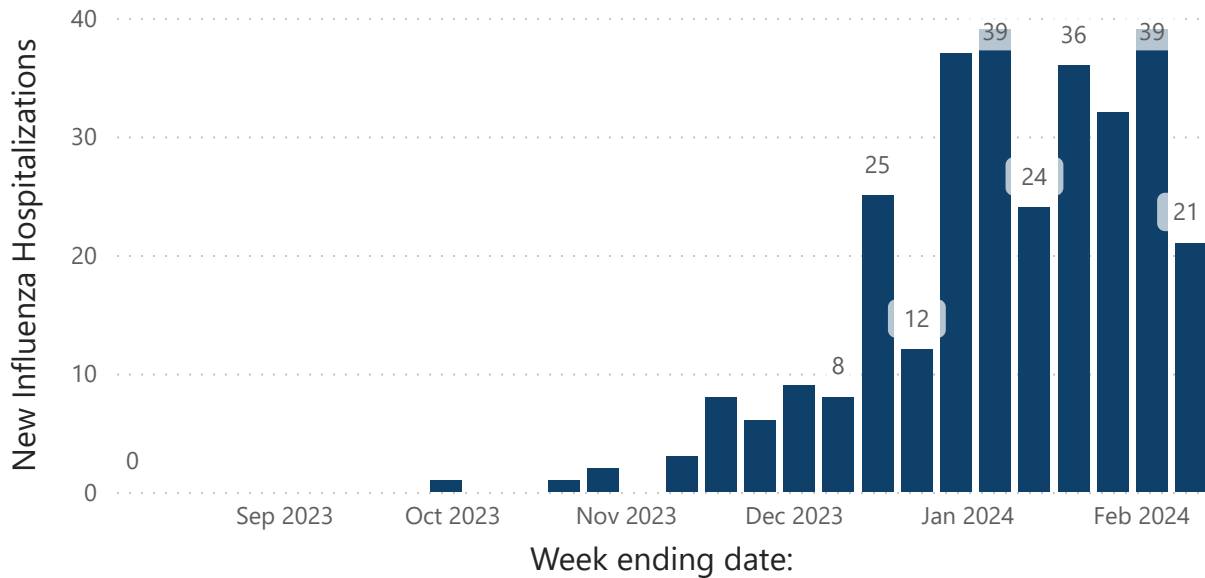
### Total Influenza Cases by County



**Influenza Hospitalization** information is collected via daily aggregated reports to NDHHS. Because this surveillance methodology is new this year, hospitalization numbers this year may not be comparable to previous years.

**Influenza Death** information is obtained from Vital Records, and is based on the listed cause of death on the individuals death certificate. For more information about the seasonal death estimates, [click here](#).

New Influenza Hospitalizations by Date



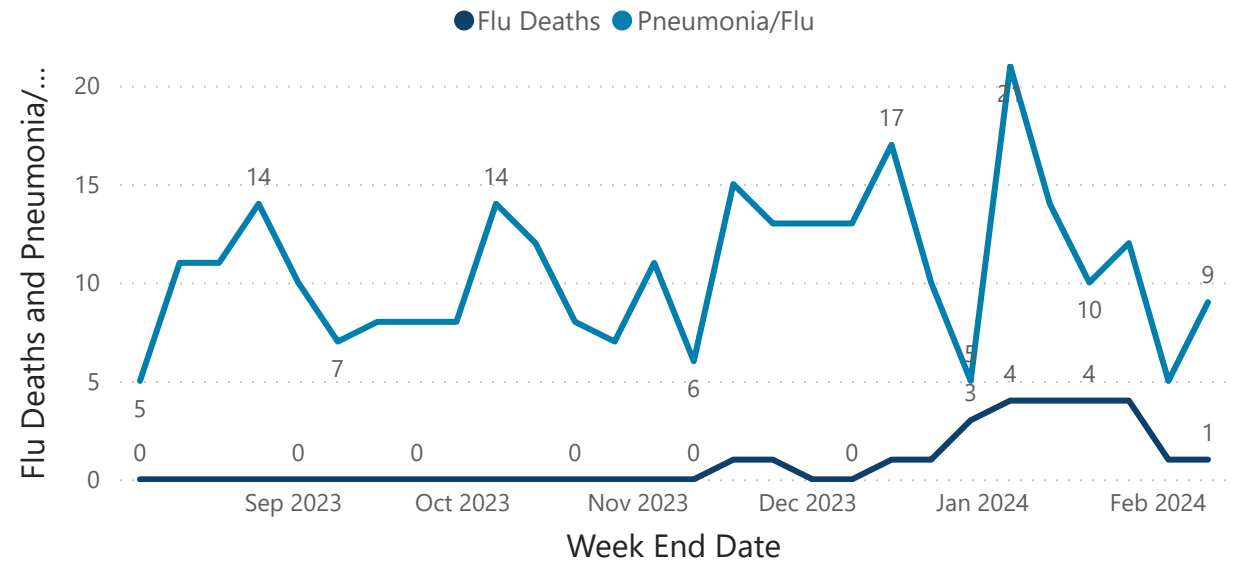
**21**

New Weekly Hospitalizations

**303**

Total Hospitalizations for Season

Influenza and Pneumonia Deaths by Date



**25**

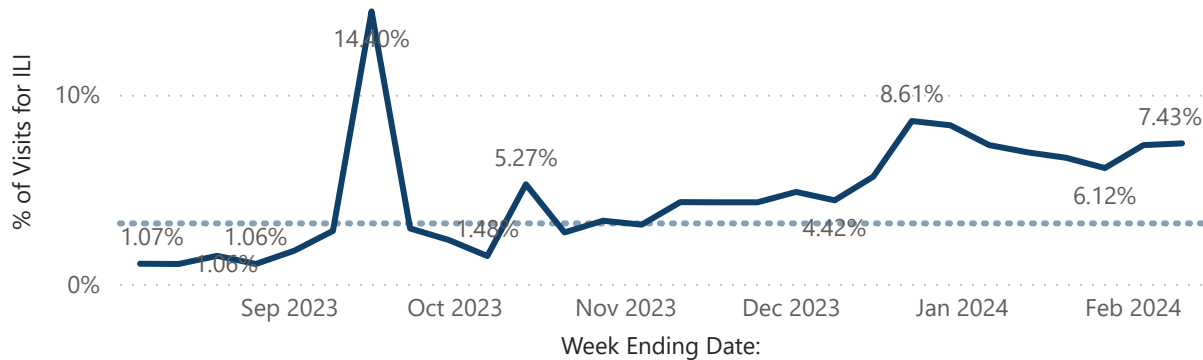
Flu Deaths

**297**

Pneumonia/Flu Deaths

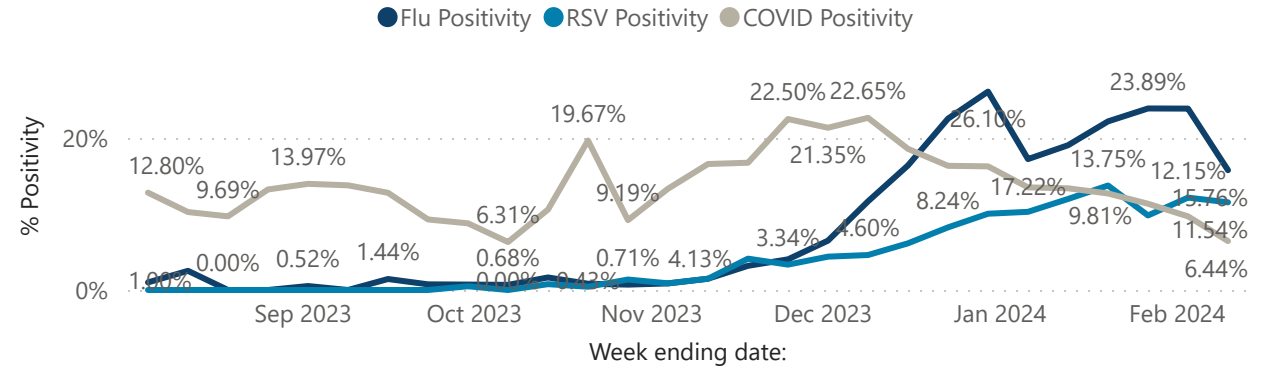
**Outpatient Influenza-like Illness (ILI)** NDHHS participates in the national U.S. Outpatient Influenza-like Illness Surveillance Network (ILINet). Data from participating outpatient providers in North Dakota are pooled to create a state-wide estimate for the weekly percent of healthcare visits due to influenza-like illness (ILI). Patients presenting with a fever of 100 degrees or greater AND a cough and/or sore throat are considered to have ILI. For more information on state and national ILINet data, see [FluView Interactive](#)

Outpatient ILI by Week



**Sentinel Laboratory Data** NDHHS receives influenza and RSV testing data from participating sentinel laboratories across the state. The total number of positive tests and the total number of tests conducted are reported and used to create a state-wide percent positivity statistic. RSV is not a reportable condition in North Dakota, but aggregate positivity is reported by participating sentinel laboratories.

Flu Positivity by Week

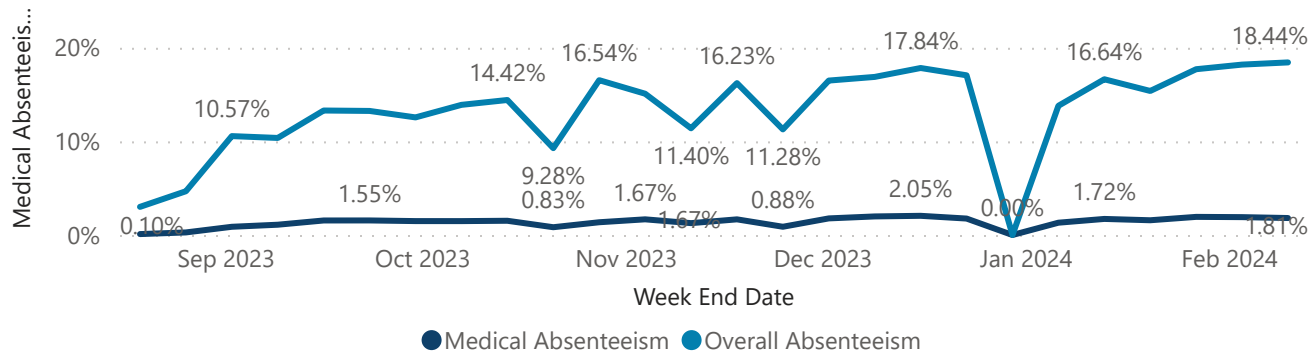


Week Ending Date:	Total # of Patients Seen for Any Reason	Percent ILI
Saturday, January 06, 2024	4,088	7.34%
Saturday, January 13, 2024	3,552	6.95%
Saturday, January 20, 2024	3,556	6.66%
Saturday, January 27, 2024	3,625	6.12%
Saturday, February 03, 2024	4,036	7.33%
Saturday, February 10, 2024	3,770	7.43%
<b>Total</b>	<b>22,627</b>	<b>6.99%</b>

Week ending date:	Total # of Specimens Tested	Flu Positivity	RSV Positivity
Saturday, January 06, 2024	1,765	17.22%	10.29%
Saturday, January 13, 2024	1,633	19.04%	11.97%
Saturday, January 20, 2024	1,528	22.19%	13.75%
Saturday, January 27, 2024	1,683	23.89%	9.81%
Saturday, February 03, 2024	1,148	23.87%	12.15%
Saturday, February 10, 2024	425	15.76%	11.54%
<b>Total</b>	<b>8,182</b>	<b>20.74%</b>	<b>11.50%</b>

During the influenza season, increases in the **school absenteeism** data can be used as an early indicator for influenza circulation. NDHHS received absenteeism data from a majority of schools in the state. Data here include absences for medical reasons as well as overall absenteeism.

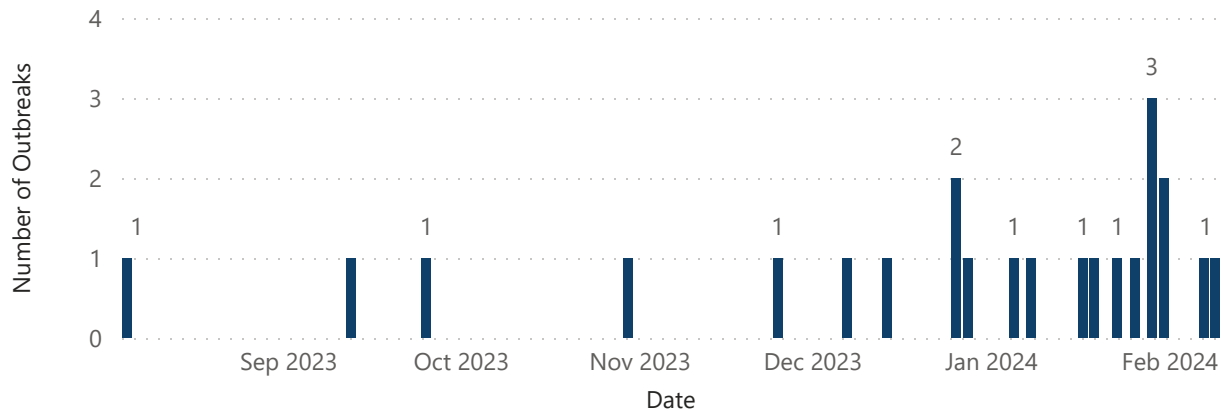
Percent of Children Absent from School by Date



Week End Date	Total Enrollment	Medical Absenteeism	Overall Absenteeism
Saturday, December 30, 2023	127,241	1.76%	17.06%
Saturday, January 06, 2024	5,428	0.00%	0.00%
Saturday, January 13, 2024	128,170	1.31%	13.80%
Saturday, January 20, 2024	128,620	1.72%	16.64%
Saturday, January 27, 2024	129,160	1.57%	15.39%
Saturday, February 03, 2024	129,500	1.94%	17.71%
Saturday, February 10, 2024	129,795	1.91%	18.20%

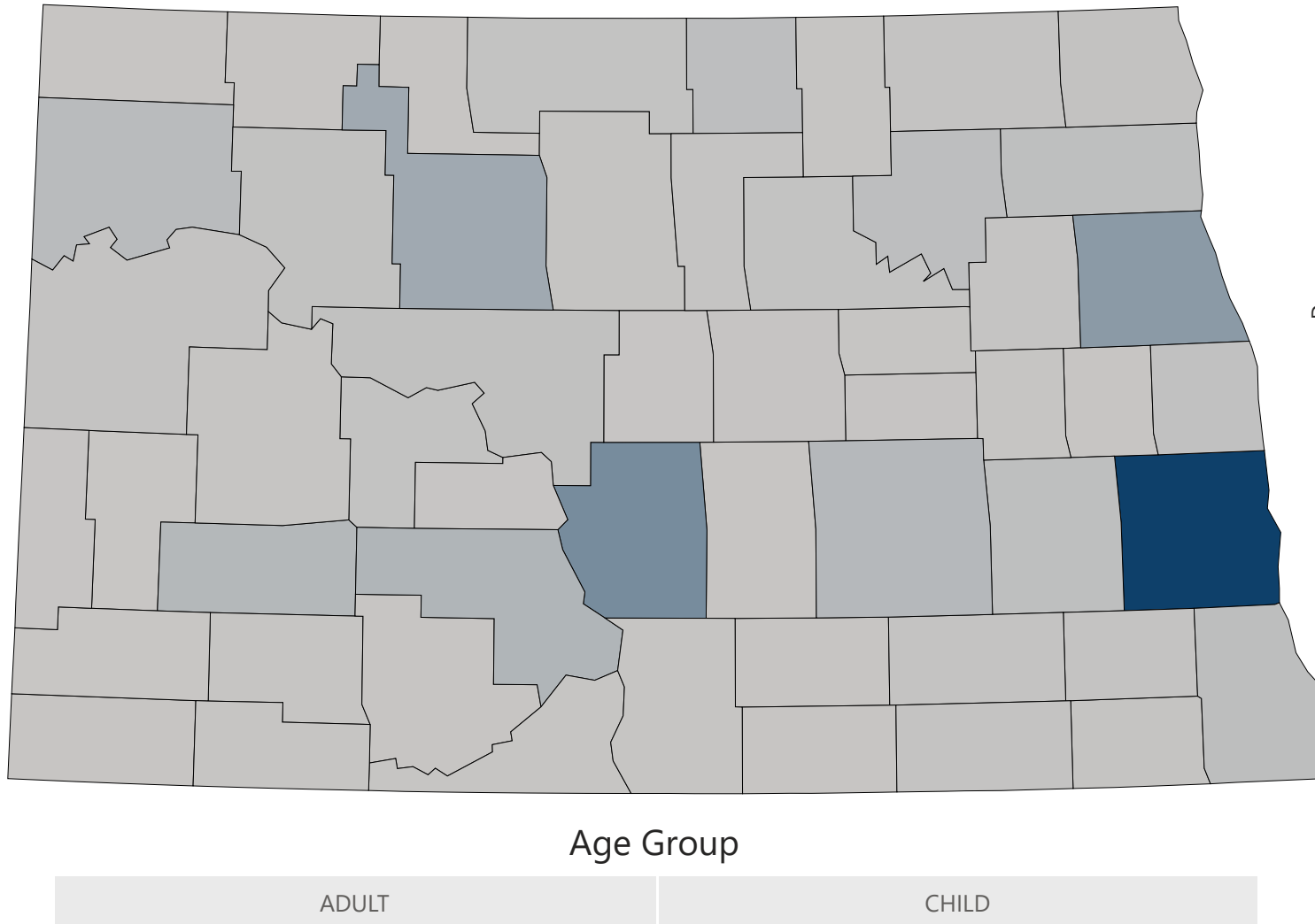
During the influenza season, **influenza outbreaks** are common anywhere people gather, including schools, child care centers, long-term care facilities, and health care facilities. Outbreaks of influenza-like illness may be reported to NDHHS. The following outbreaks have been reported this season.

Congregate Setting Outbreaks, by Date



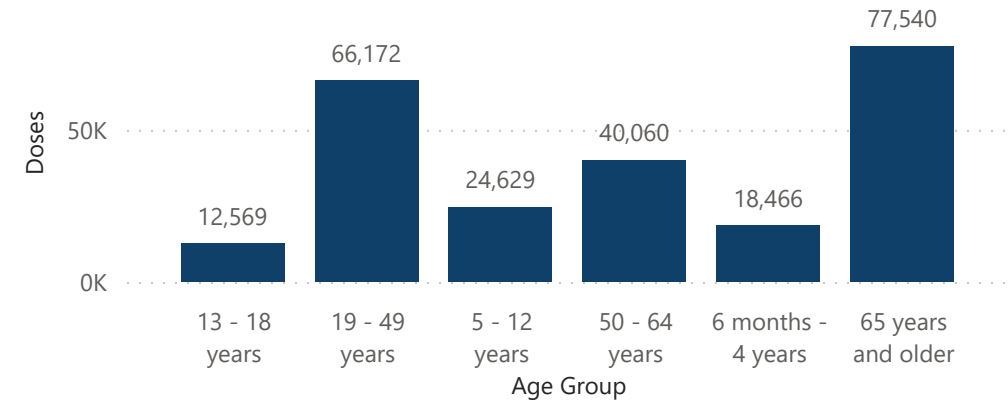
Number of Outbreaks	Identified Pathogen	Number of Outbreaks	Congregate Setting Type
15	Influenza A	18	Long-term Care
3	Influenza	3	Assisted Living
2	Influenza B	1	Childcare/Pre-school
1	COVID-19	1	Skilled Nursing
1	Rhinovirus		
1	Strep		
<b>23</b>		<b>23</b>	

### Total Influenza Vaccine Doses Administered by County

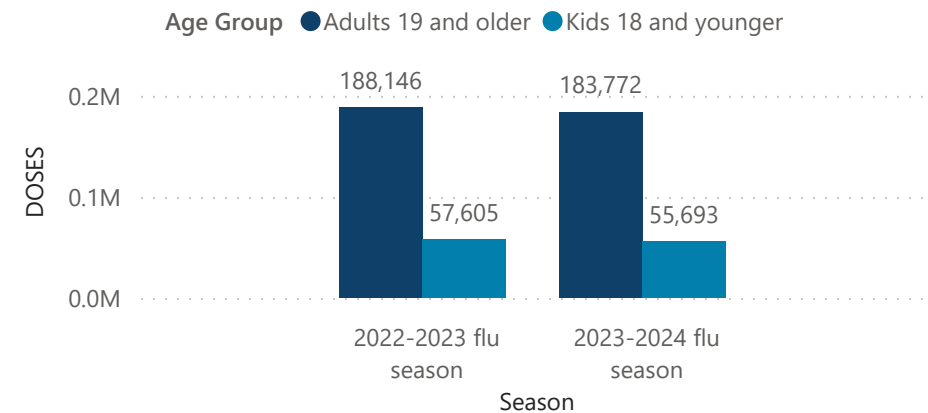


**County-level doses administered** data includes all administered doses of flu vaccine documented in the NDIIS as given to an individual with an address in the North Dakota county, regardless of where the provider who administered the dose was located.

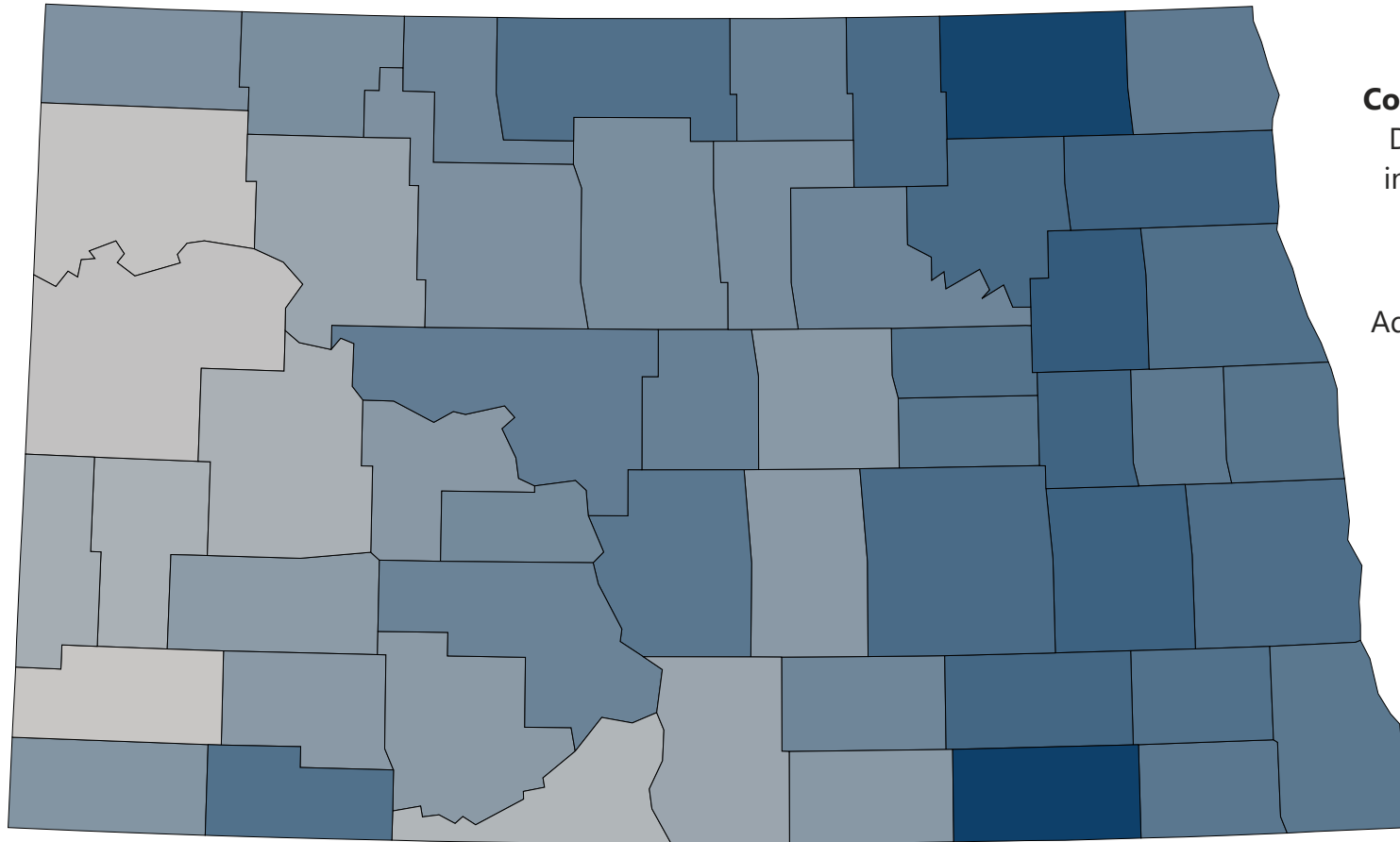
### Doses Administered by Age Group



### Statewide Doses Administered



### Influenza Vaccine County Coverage Rates



Week Number

WEEK06

Age Group

All ND 6 months and older

NDIIS data can also be used to estimate the percent of North Dakotans in each age group that have received at least one dose of influenza vaccine so far this flu season. NDIIS records included in **statewide coverage rates** must have a North Dakota address.

**County-level coverage rate** data is calculated for the percent of North Dakotans in each age group that have received at least one dose of influenza vaccine so far this flu season and live in the selected North Dakota county.

Adult immunizations do not have to be reported to the NDIIS so adult coverage rates may be higher.

### Statewide Flu Coverage for 2023-24 Season

