

With over 800 new laboratory-reported influenza cases in the previous week, influenza activity appears elevated from the previous week. Influenza A 2009 H1N1 appears to be the predominant subtype, although Influenza B makes up an increased proportion of new cases. Nationwide, seasonal flu activity remains elevated with increases in certain areas of the country.

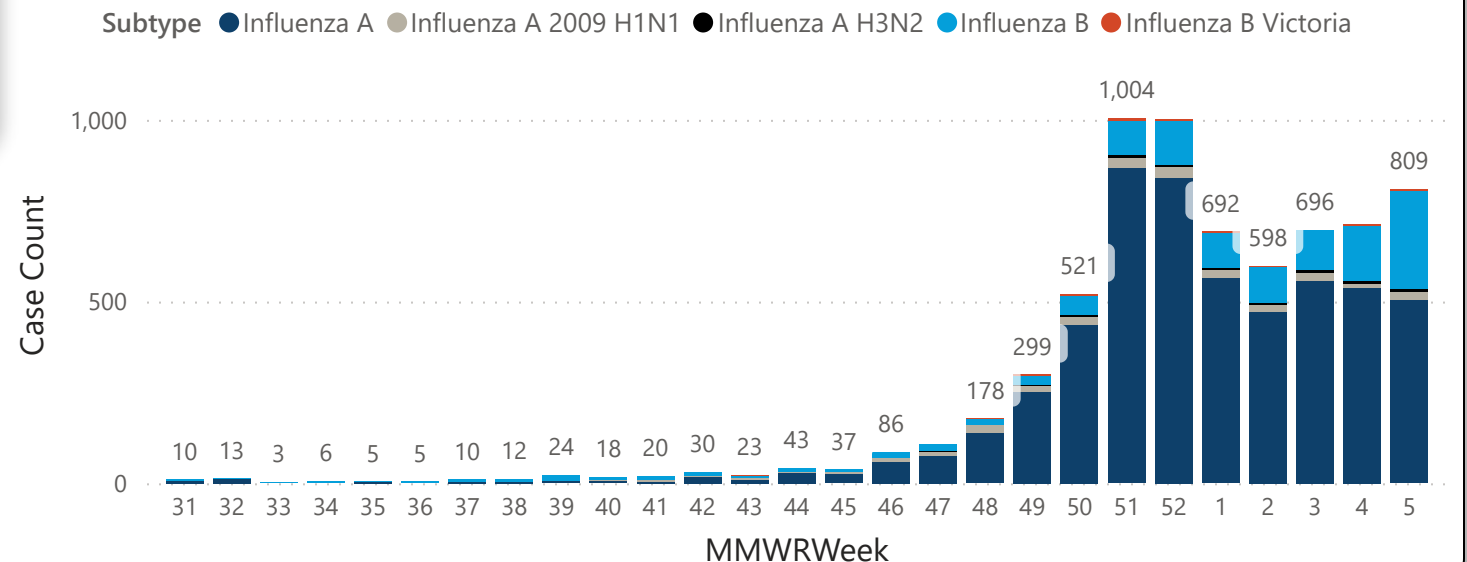
Beginning January 1st, 2024, NDHHS updated its reportable conditions list and influenza is now reportable via electronic laboratory report (ELR) only. More information detailing this change can be found on our NDHHS website [here](#).

Everyday preventative actions, including frequent handwashing and covering coughs/sneezes, are easy and effective methods at reducing the spread of influenza and other respiratory diseases this fall. For more information regarding these and more, visit ndflu.com.

Subtype	Cases in Previous Week	Total for Season
Influenza A	506	5,451
Influenza A 2009 H1N1	20	253
Influenza A H3N2	11	70
Influenza B	267	1,153
Influenza B Victoria	5	37
Total	809	6,964

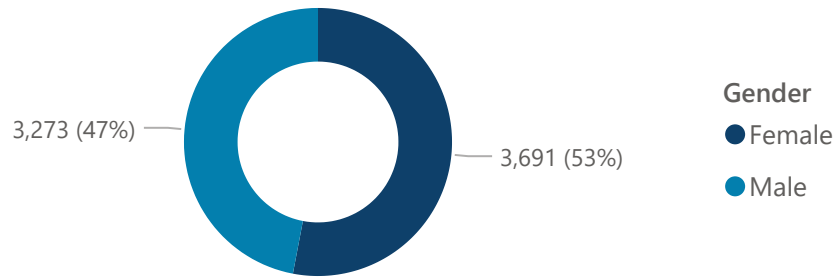
	Last Week	Season Total
New Influenza Cases:	809	6,964
Outpatient Visits for Influenza-like Illness:	7.33%	4.45%
Laboratory Specimens Positive for Influenza:	23.43%	13.93%
Percentage of Students Absent from School:	17.91%	2.31%
New Hospitalizations due to Influenza:	29	272
New Deaths due to Influenza:	0	24

Influenza Cases by Week Number

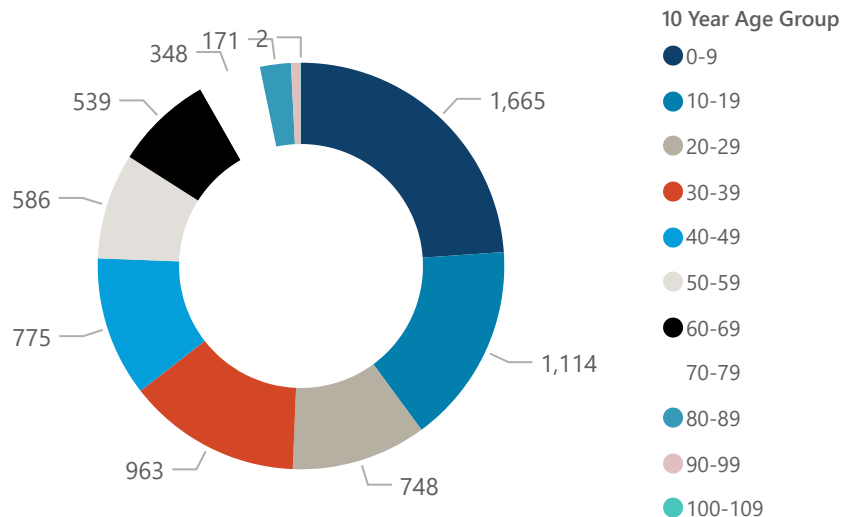


Laboratory-confirmed influenza is a reportable disease in North Dakota. Influenza "cases" include people that have tested positive for influenza in a healthcare setting. It does not include people with influenza who did not seek healthcare, or were diagnosed without a lab test, which is common. The true number of people in North Dakota is underrepresented, but case data allows us where influenza is circulating and in what populations. It also provides context regarding how the current season compares with previous seasons. Find more information about cases on ndflu.com.

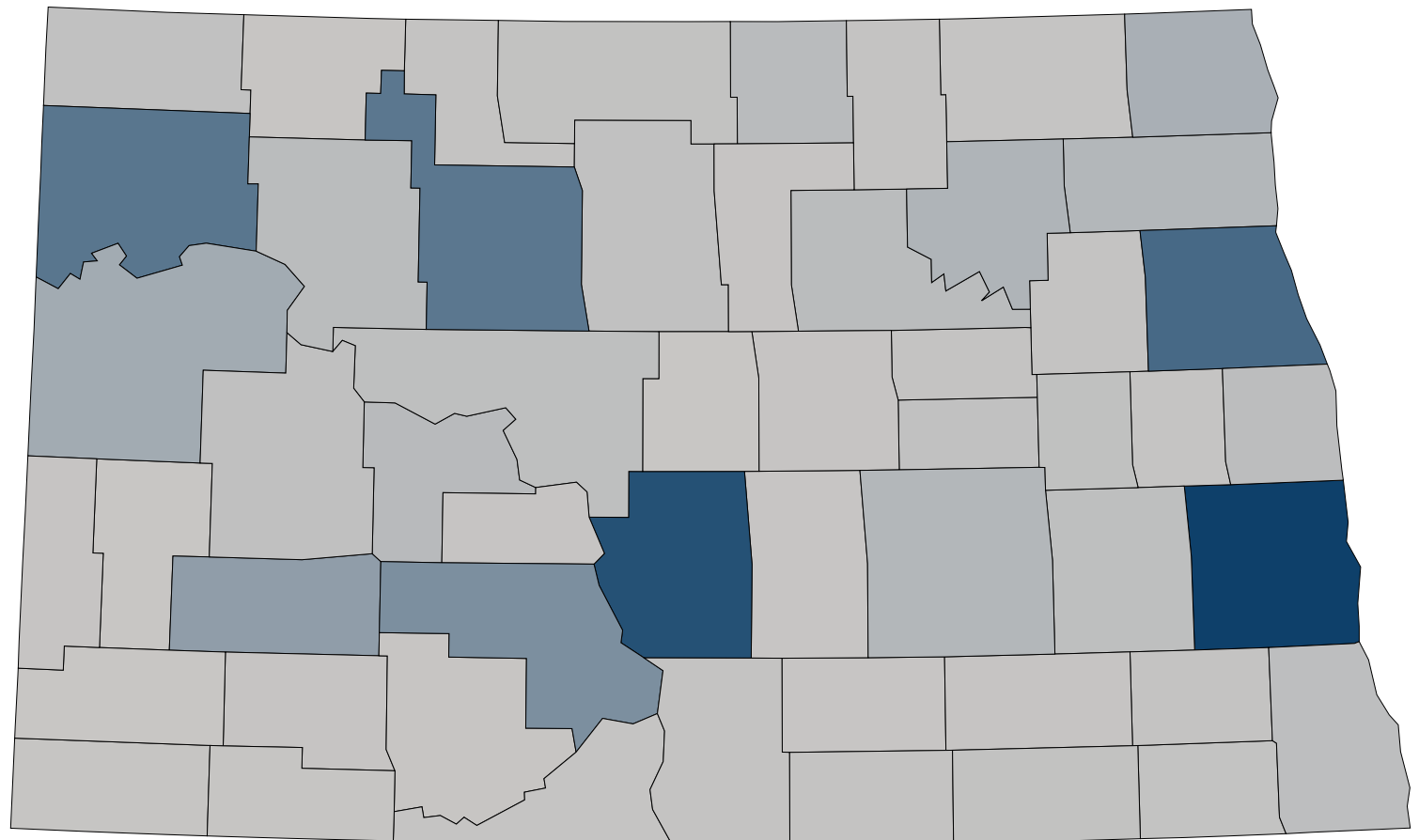
Influenza Cases by Gender



Influenza Cases by Age Group



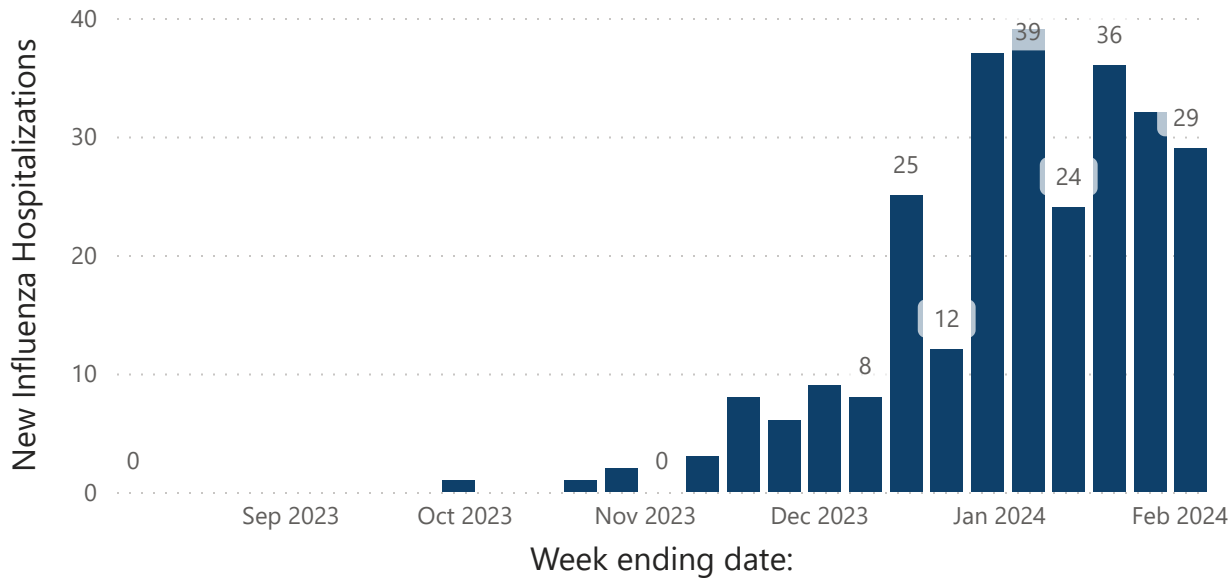
Total Influenza Cases by County



Influenza Hospitalization information is collected via daily aggregated reports to NDHHS. Because this surveillance methodology is new this year, hospitalization numbers this year may not be comparable to previous years.

Influenza Death information is obtained from Vital Records, and is based on the listed cause of death on the individuals death certificate. For more information about the seasonal death estimates, [click here](#).

New Influenza Hospitalizations by Date



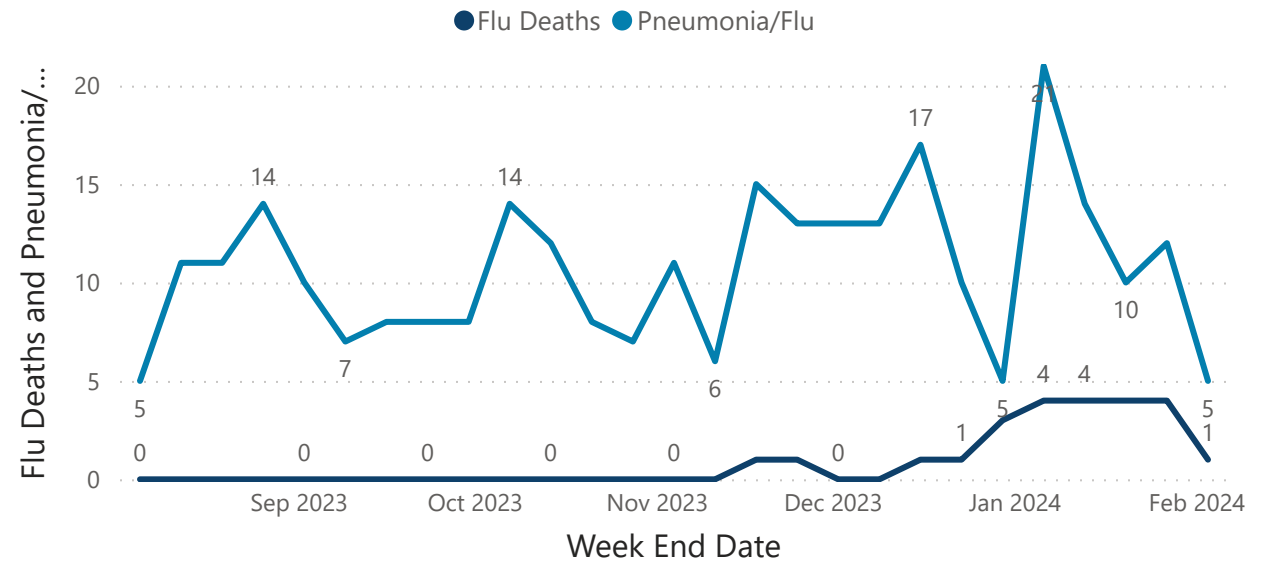
29

New Weekly Hospitalizations

272

Total Hospitalizations for Season

Influenza and Pneumonia Deaths by Date



24

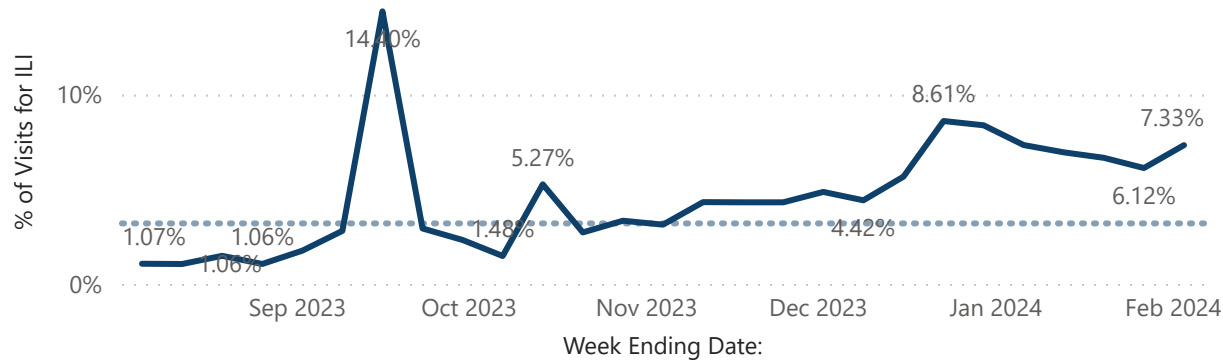
Flu Deaths

289

Pneumonia/Flu Deaths

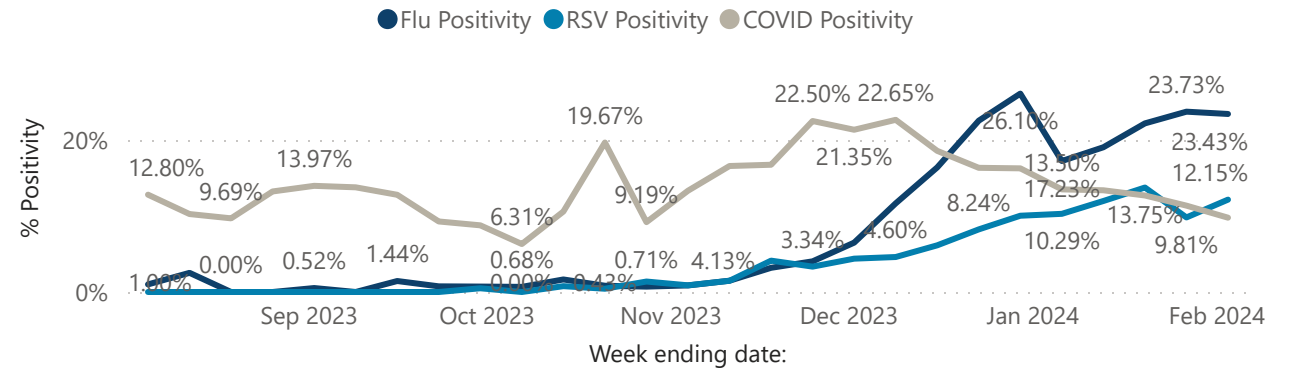
Outpatient Influenza-like Illness (ILI) NDHHS participates in the national U.S. Outpatient Influenza-like Illness Surveillance Network (ILINet). Data from participating outpatient providers in North Dakota are pooled to create a state-wide estimate for the weekly percent of healthcare visits due to influenza-like illness (ILI). Patients presenting with a fever of 100 degrees or greater AND a cough and/or sore throat are considered to have ILI. For more information on state and national ILINet data, see [FluView Interactive](#)

Outpatient ILI by Week



Sentinel Laboratory Data NDHHS receives influenza and RSV testing data from participating sentinel laboratories across the state. The total number of positive tests and the total number of tests conducted are reported and used to create a state-wide percent positivity statistic. RSV is not a reportable condition in North Dakota, but aggregate positivity is reported by participating sentinel laboratories.

Flu Positivity by Week

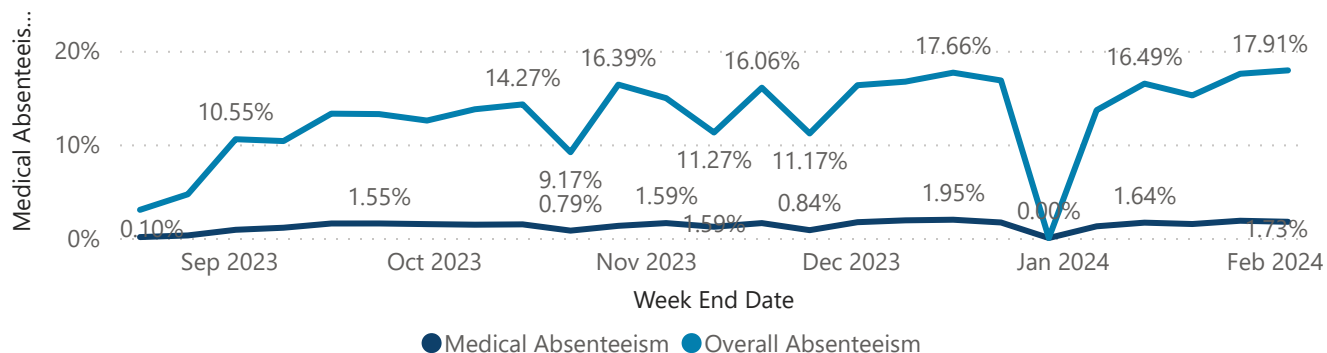


Week Ending Date:	Total # of Patients Seen for Any Reason	Percent ILI
Saturday, December 30, 2023	3,400	8.38%
Saturday, January 06, 2024	4,088	7.34%
Saturday, January 13, 2024	3,552	6.95%
Saturday, January 20, 2024	3,556	6.66%
Saturday, January 27, 2024	3,625	6.12%
Saturday, February 03, 2024	4,036	7.33%
Total	22,257	7.13%

Week ending date:	Total # of Specimens Tested	Flu Positivity	RSV Positivity
Saturday, December 30, 2023	1,701	26.10%	10.04%
Saturday, January 06, 2024	1,764	17.23%	10.29%
Saturday, January 13, 2024	1,633	19.04%	11.97%
Saturday, January 20, 2024	1,528	22.19%	13.75%
Saturday, January 27, 2024	1,669	23.73%	9.81%
Saturday, February 03, 2024	1,127	23.43%	12.15%
Total	9,422	21.84%	11.22%

During the influenza season, increases in the **school absenteeism** data can be used as an early indicator for influenza circulation. NDHHS received absenteeism data from a majority of schools in the state. Data here include absences for medical reasons as well as overall absenteeism.

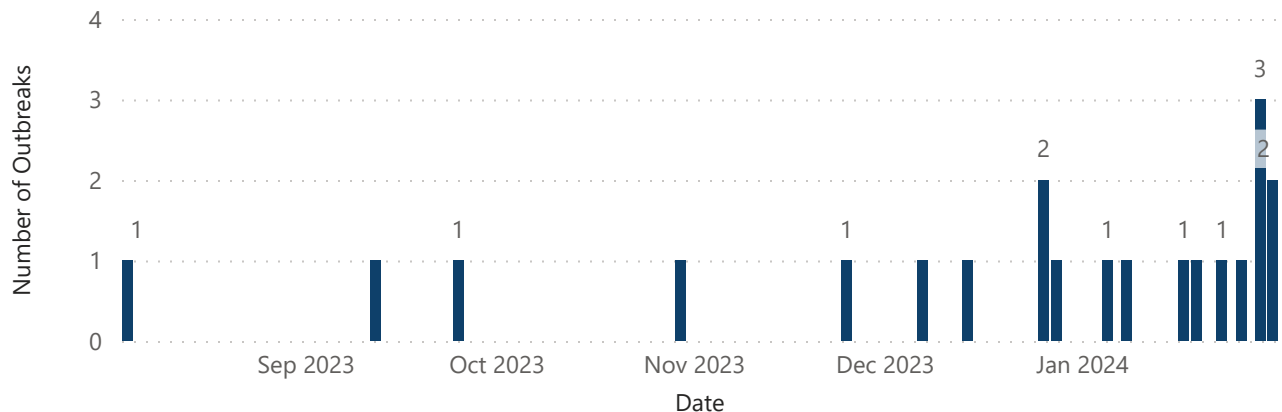
Percent of Children Absent from School by Date



Week End Date	Total Enrollment	Medical Absenteeism	Overall Absenteeism
Saturday, December 23, 2023	127,706	1.95%	17.66%
Saturday, December 30, 2023	127,438	1.66%	16.83%
Saturday, January 06, 2024	5,733	0.00%	0.00%
Saturday, January 13, 2024	128,369	1.25%	13.66%
Saturday, January 20, 2024	128,831	1.64%	16.49%
Saturday, January 27, 2024	129,382	1.49%	15.24%
Saturday, February 03, 2024	129,725	1.84%	17.55%

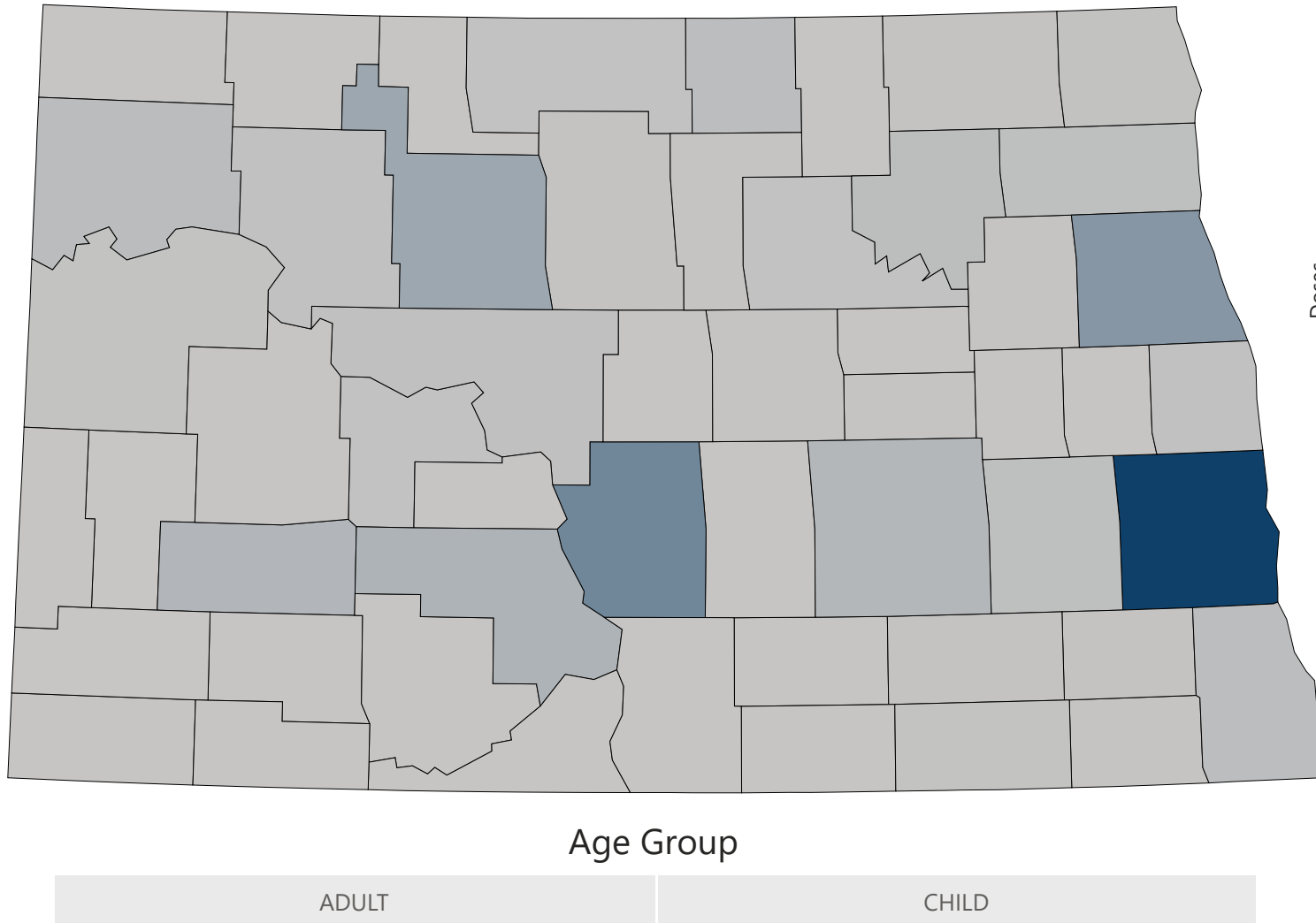
During the influenza season, **influenza outbreaks** are common anywhere people gather, including schools, child care centers, long-term care facilities, and health care facilities. Outbreaks of influenza-like illness may be reported to NDHHS. The following outbreaks have been reported this season.

Congregate Setting Outbreaks, by Date



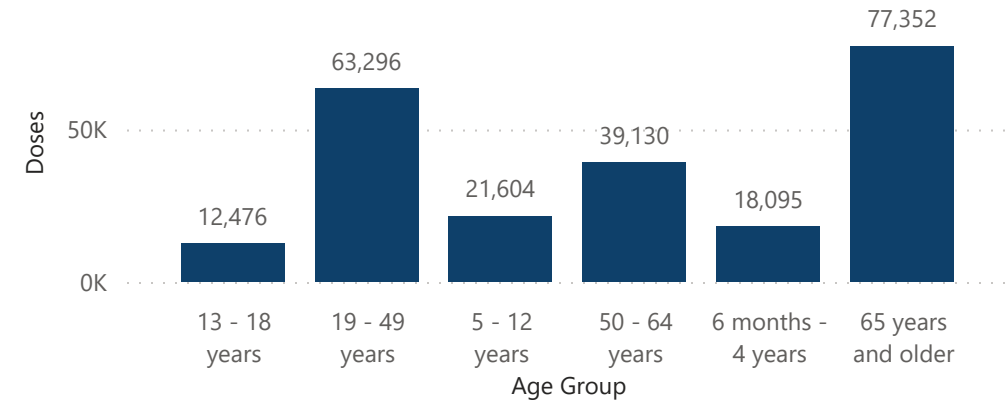
Number of Outbreaks	Congregate Setting Type	Identified Pathogen
1	Assisted Living	Influenza A
1	Assisted Living	Rhinovirus
1	Childcare/Pre-school	Influenza
1	Long-term Care	Strep
2	Long-term Care	
2	Long-term Care	Influenza
2	Long-term Care	Influenza B

Total Influenza Vaccine Doses Administered by County

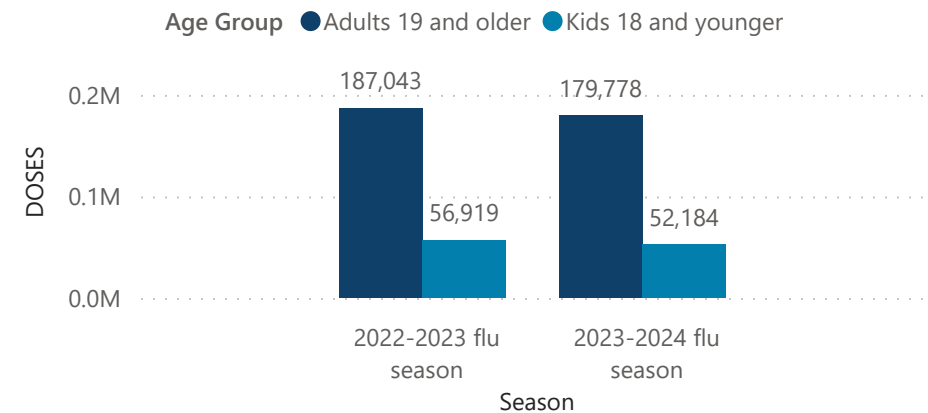


County-level doses administered data includes all administered doses of flu vaccine documented in the NDIIS as given to an individual with an address in the North Dakota county, regardless of where the provider who administered the dose was located.

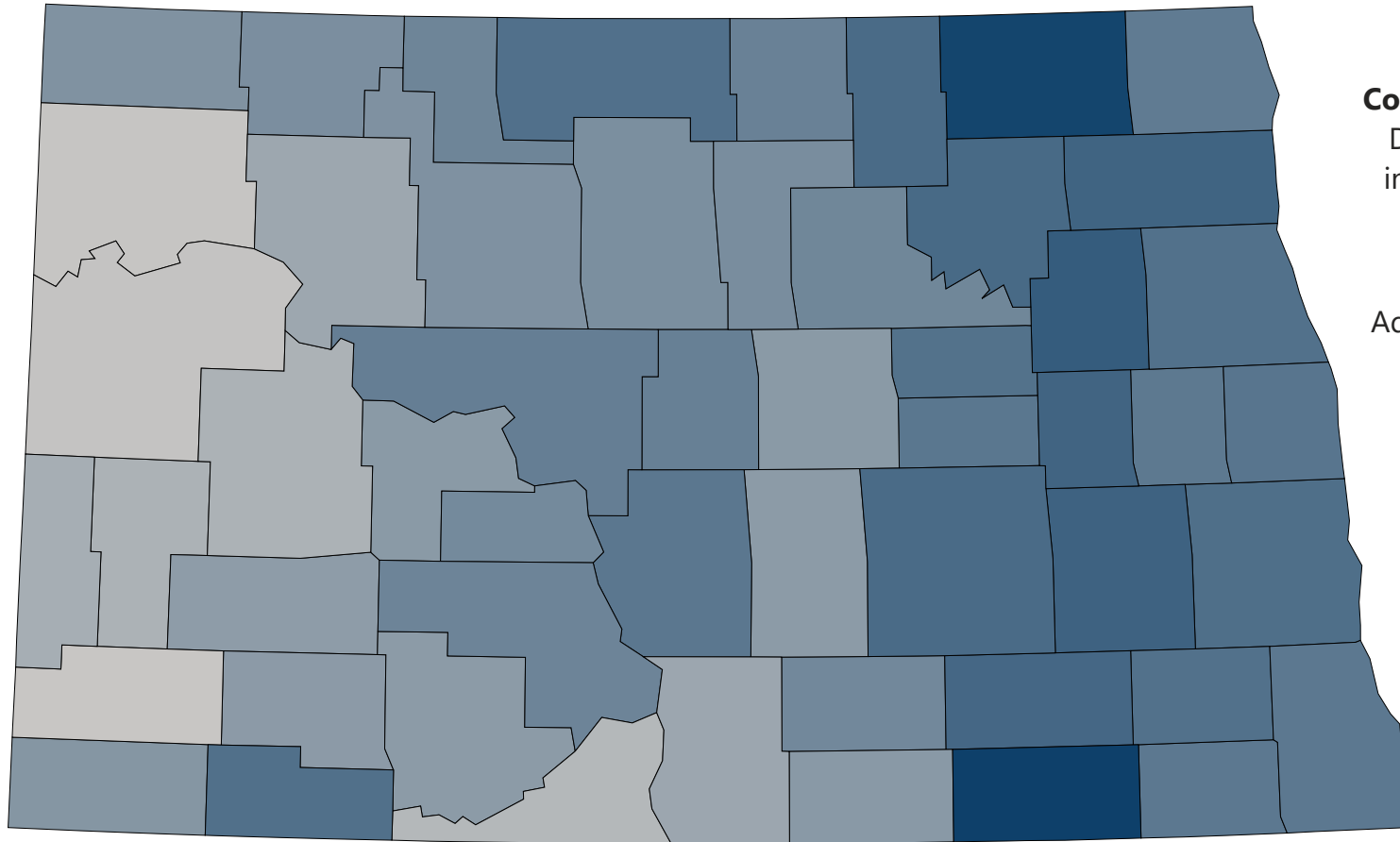
Doses Administered by Age Group



Statewide Doses Administered



Influenza Vaccine County Coverage Rates



Week Number

WEEK05

Age Group

All ND 6 months and older

NDIIS data can also be used to estimate the percent of North Dakotans in each age group that have received at least one dose of influenza vaccine so far this flu season. NDIIS records included in **statewide coverage rates** must have a North Dakota address.

County-level coverage rate data is calculated for the percent of North Dakotans in each age group that have received at least one dose of influenza vaccine so far this flu season and live in the selected North Dakota county.

Adult immunizations do not have to be reported to the NDIIS so adult coverage rates may be higher.

Statewide Flu Coverage for 2023-24 Season

