

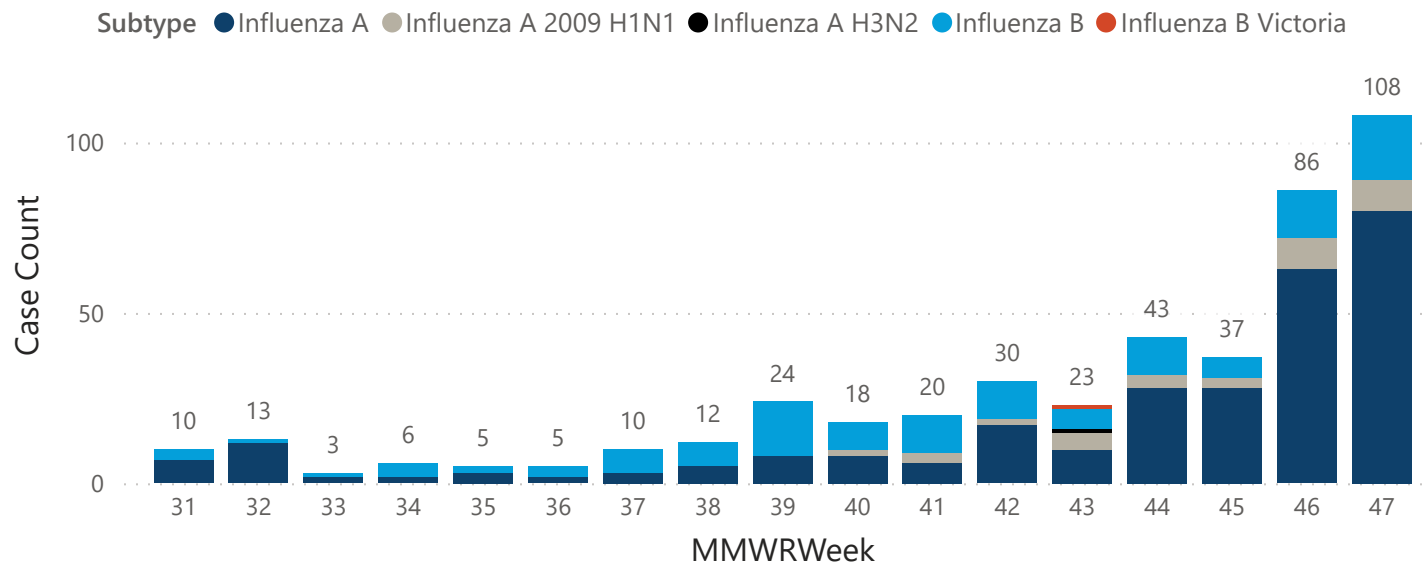
Influenza activity steadily rises with over 100 new laboratory-confirmed cases of flu in the previous week. Nationwide influenza activity continues to increase and is expected to continue increasing in coming weeks. Now is the perfect time to receive the influenza seasonal vaccine- contact your healthcare provider or visit our website for additional information!

The North Dakota Department of Health and Human Services encourages everyone to take everyday preventative steps to reduce the spread of influenza and other respiratory diseases this fall. Additional information regarding influenza or influenza vaccine can be found at ndflu.com.

Subtype	Cases in Previous Week	Total for Season
Influenza A	80	284
Influenza A 2009 H1N1	9	37
Influenza A H3N2	0	1
Influenza B	19	130
Influenza B Victoria	0	1
Total	108	453

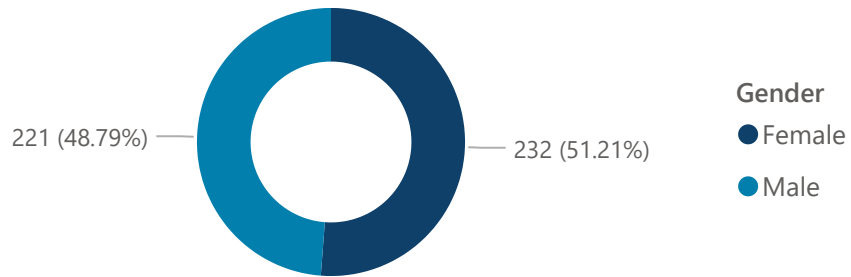
	Last Week	Season Total
New Influenza Cases:	108	453
Outpatient Visits for Influenza-like Illness:	4.69%	2.67%
Laboratory Specimens Positive for Influenza:	3.97%	1.46%
Percentage of Students Absent from School:	10.92%	3.84%
New Hospitalizations due to Influenza:	6	21
New Deaths due to Influenza:	0	1

Influenza Cases by Week Number

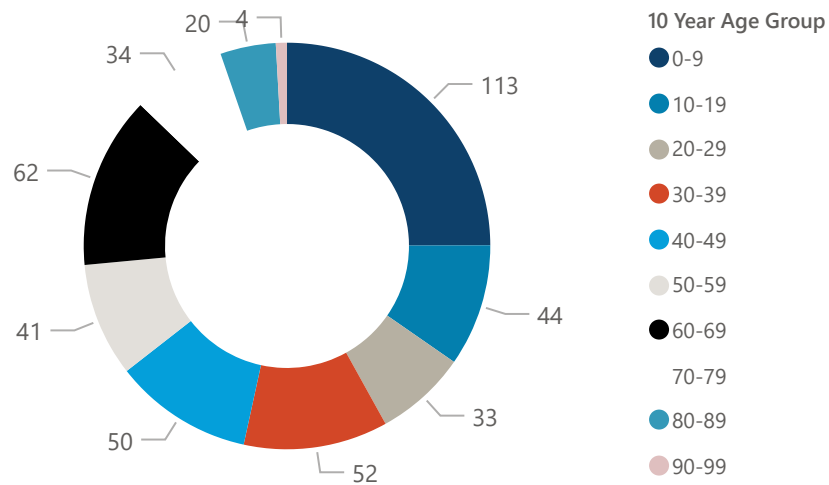


Laboratory-confirmed influenza is a reportable disease in North Dakota. Influenza "cases" include people that have tested positive for influenza in a healthcare setting. It does not include people with influenza who did not seek healthcare, or were diagnosed without a lab test, which is common. The true number of people in North Dakota is underrepresented, but case data allows us where influenza is circulating and in what populations. It also provides context regarding how the current season compares with previous seasons. Find more information about cases on ndflu.com.

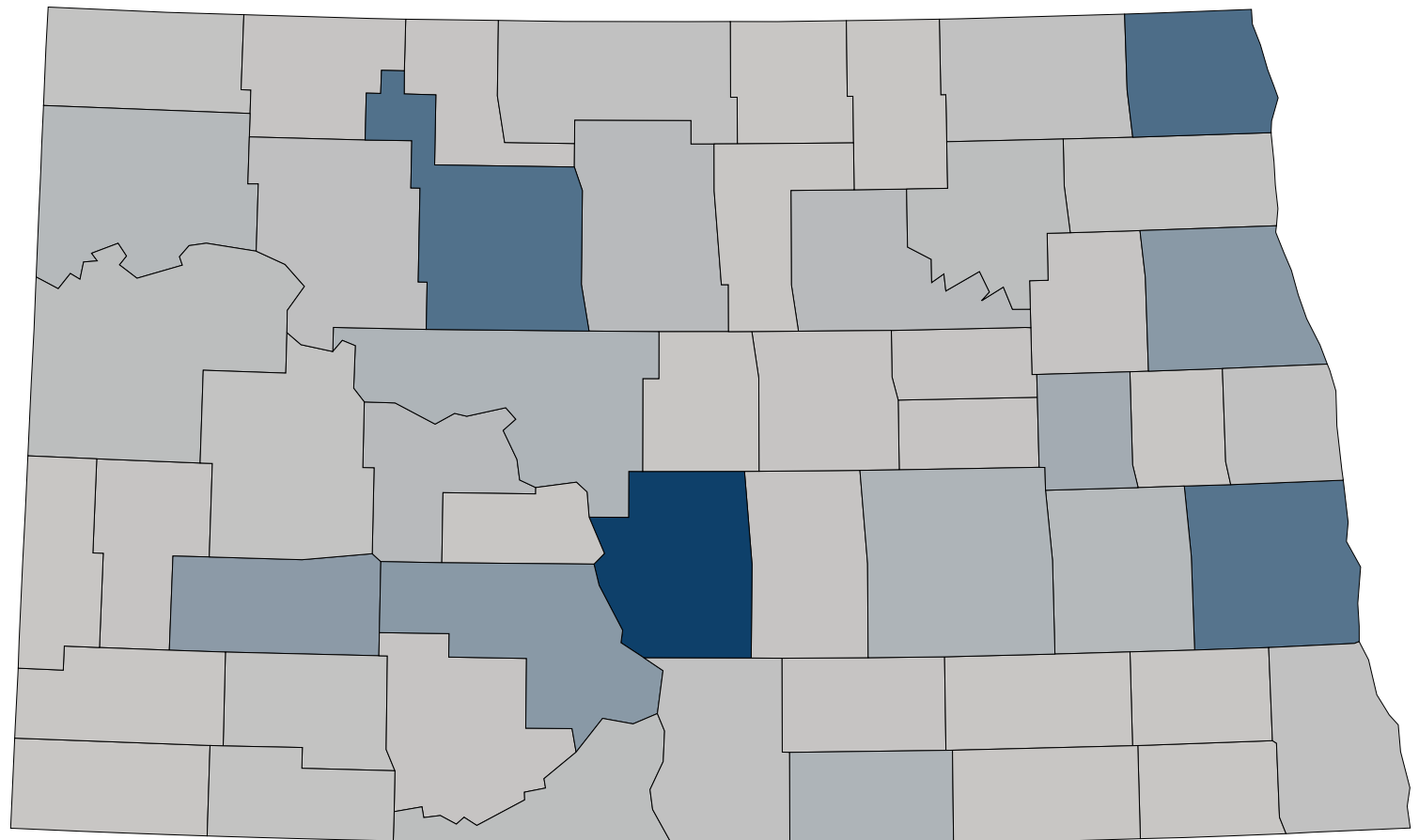
Influenza Cases by Gender



Influenza Cases by Age Group



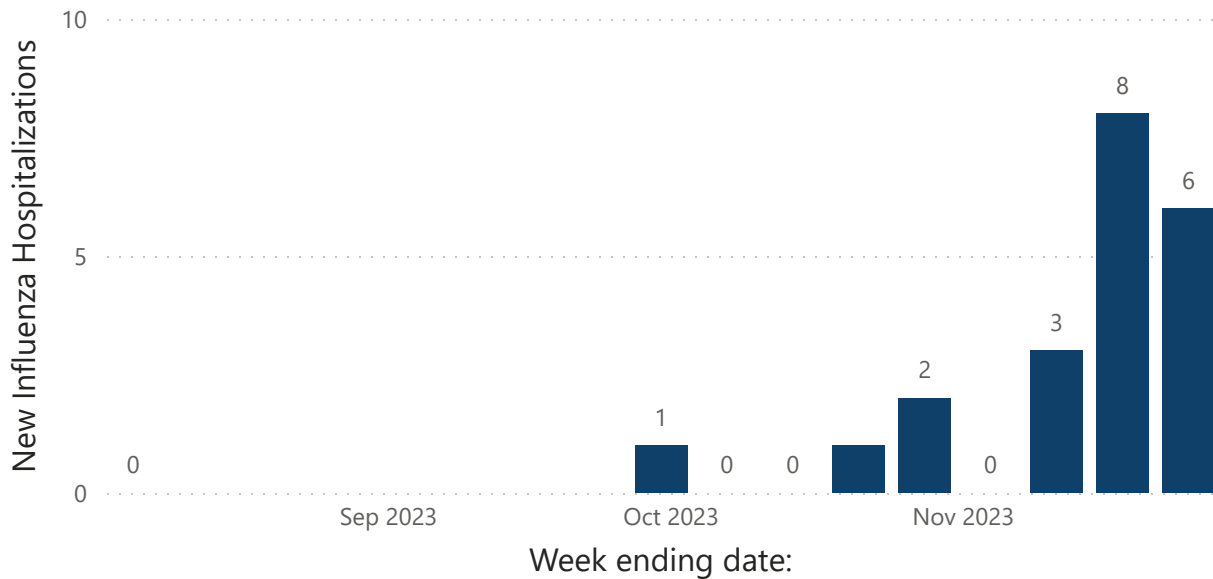
Total Influenza Cases by County



Influenza Hospitalization information is collected via daily aggregated reports to NDHHS. Because this surveillance methodology is new this year, hospitalization numbers this year may not be comparable to previous years.

Influenza Death information is obtained from Vital Records, and is based on the listed cause of death on the individuals death certificate. For more information about the seasonal death estimates, [click here](#).

New Influenza Hospitalizations by Date



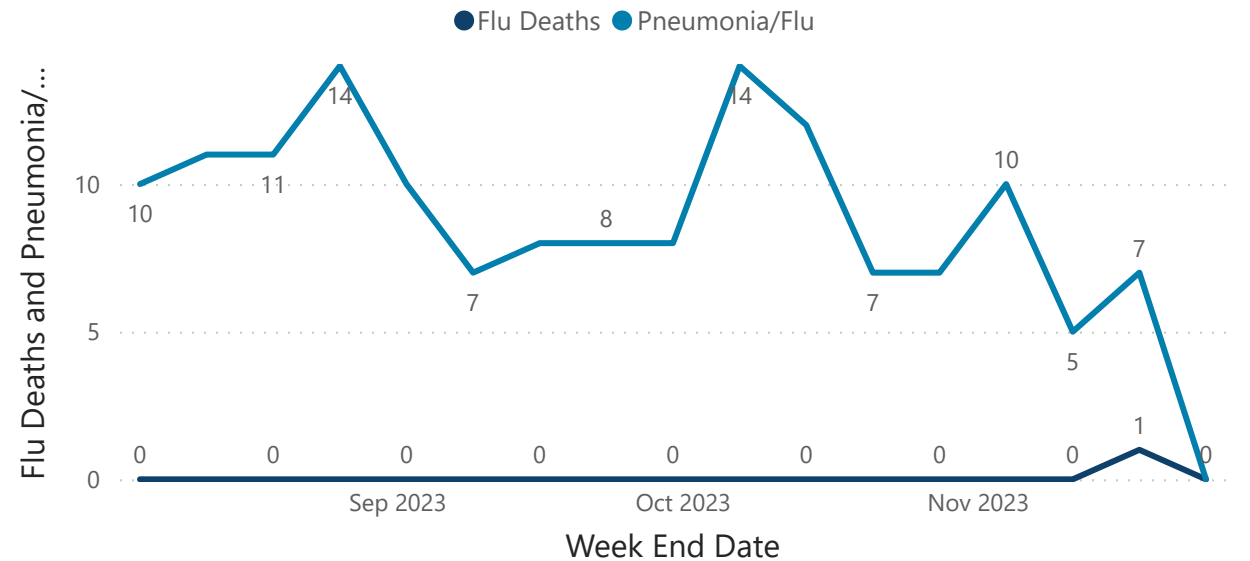
6

New Weekly Hospitalizations

21

Total Hospitalizations for Season

Influenza and Pneumonia Deaths by Date



1

Flu Deaths

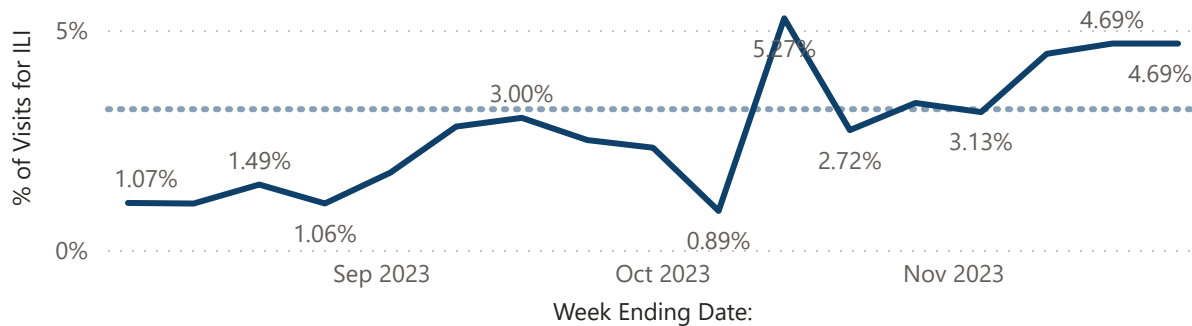
144

Pneumonia/Flu Deaths

Outpatient Influenza-like Illness (ILI) NDHHS participates in the national U.S.

Outpatient Influenza-like Illness Surveillance Network (ILINet). Data from participating outpatient providers in North Dakota are pooled to create a state-wide estimate for the weekly percent of healthcare visits due to influenza-like illness (ILI). Patients presenting with a fever of 100 degrees or greater AND a cough and/or sore throat are considered to have ILI. For more information on state and national ILINet data, see [FluView Interactive](#)

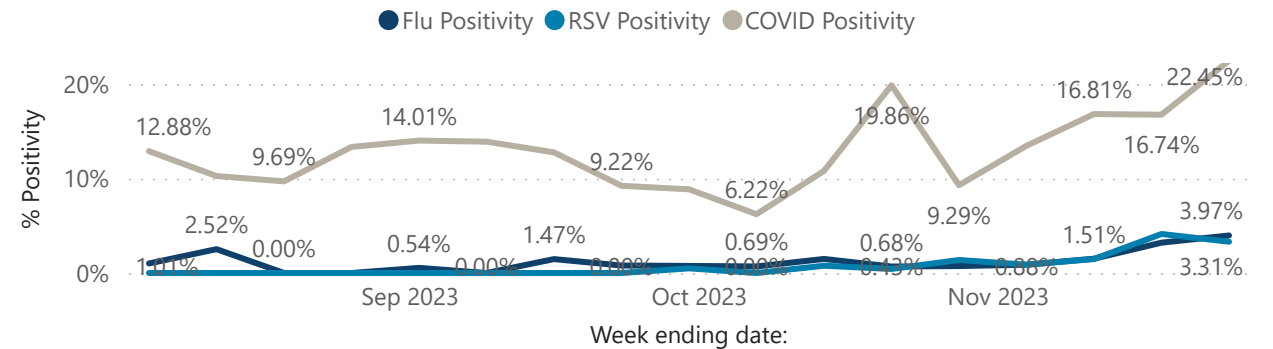
Outpatient ILI by Week



Week Ending Date:	Total # of Patients Seen for Any Reason	Percent ILI
Saturday, October 21, 2023	2,936	2.72%
Saturday, October 28, 2023	3,681	3.34%
Saturday, November 04, 2023	3,701	3.13%
Saturday, November 11, 2023	3,454	4.46%
Saturday, November 18, 2023	3,623	4.69%
Saturday, November 25, 2023	3,261	4.69%
Total	20,656	3.85%

Sentinel Laboratory Data NDHHS receives influenza and RSV testing data from participating sentinel laboratories across the state. The total number of positive tests and the total number of tests conducted are reported and used to create a state-wide percent positivity statistic. RSV is not a reportable condition in North Dakota, but aggregate positivity is reported by participating sentinel laboratories.

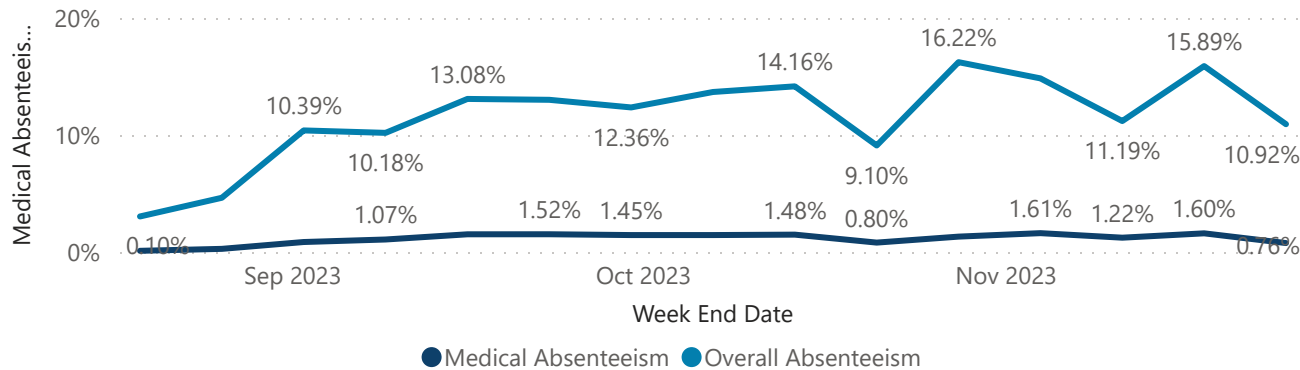
Flu Positivity by Week



Week ending date:	Total # of Specimens Tested	Flu Positivity	RSV Positivity
Saturday, October 21, 2023	586	0.68%	0.43%
Saturday, October 28, 2023	545	0.73%	1.38%
Saturday, November 04, 2023	570	0.88%	0.88%
Saturday, November 11, 2023	661	1.51%	1.48%
Saturday, November 18, 2023	748	3.21%	4.13%
Saturday, November 25, 2023	655	3.97%	3.31%
Total	3,765	1.94%	2.07%

During the influenza season, increases in the **school absenteeism** data can be used as an early indicator for influenza circulation. NDHHS received absenteeism data from a majority of schools in the state. Data here include absences for medical reasons as well as overall absenteeism.

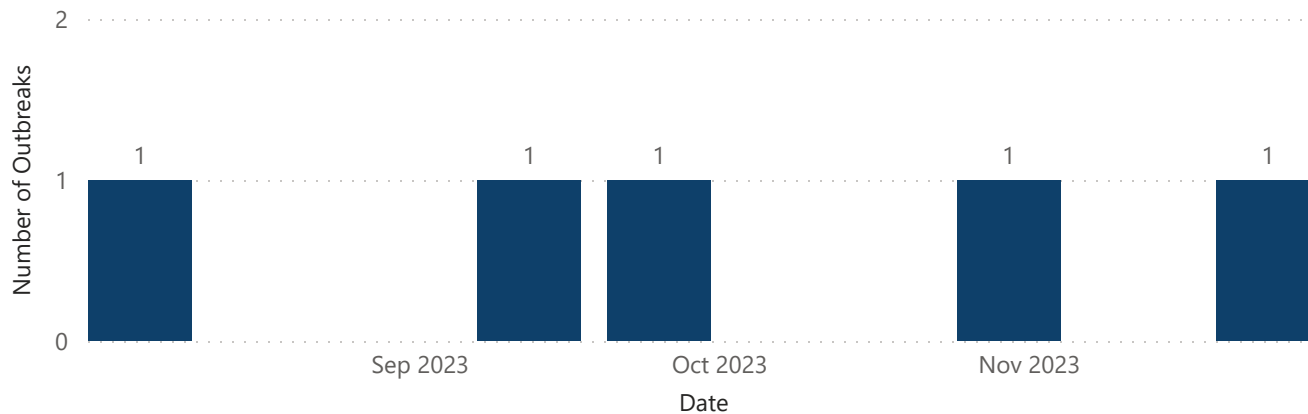
Percent of Children Absent from School by Date



Week End Date	Total Enrollment	Medical Absenteeism	Overall Absenteeism
Saturday, October 14, 2023	127,816	1.45%	13.68%
Saturday, October 21, 2023	128,122	1.48%	14.16%
Saturday, October 28, 2023	128,337	0.80%	9.10%
Saturday, November 04, 2023	128,744	1.31%	16.22%
Saturday, November 11, 2023	129,089	1.61%	14.84%
Saturday, November 18, 2023	129,394	1.22%	11.19%
Saturday, November 25, 2023	129,715	1.60%	15.89%

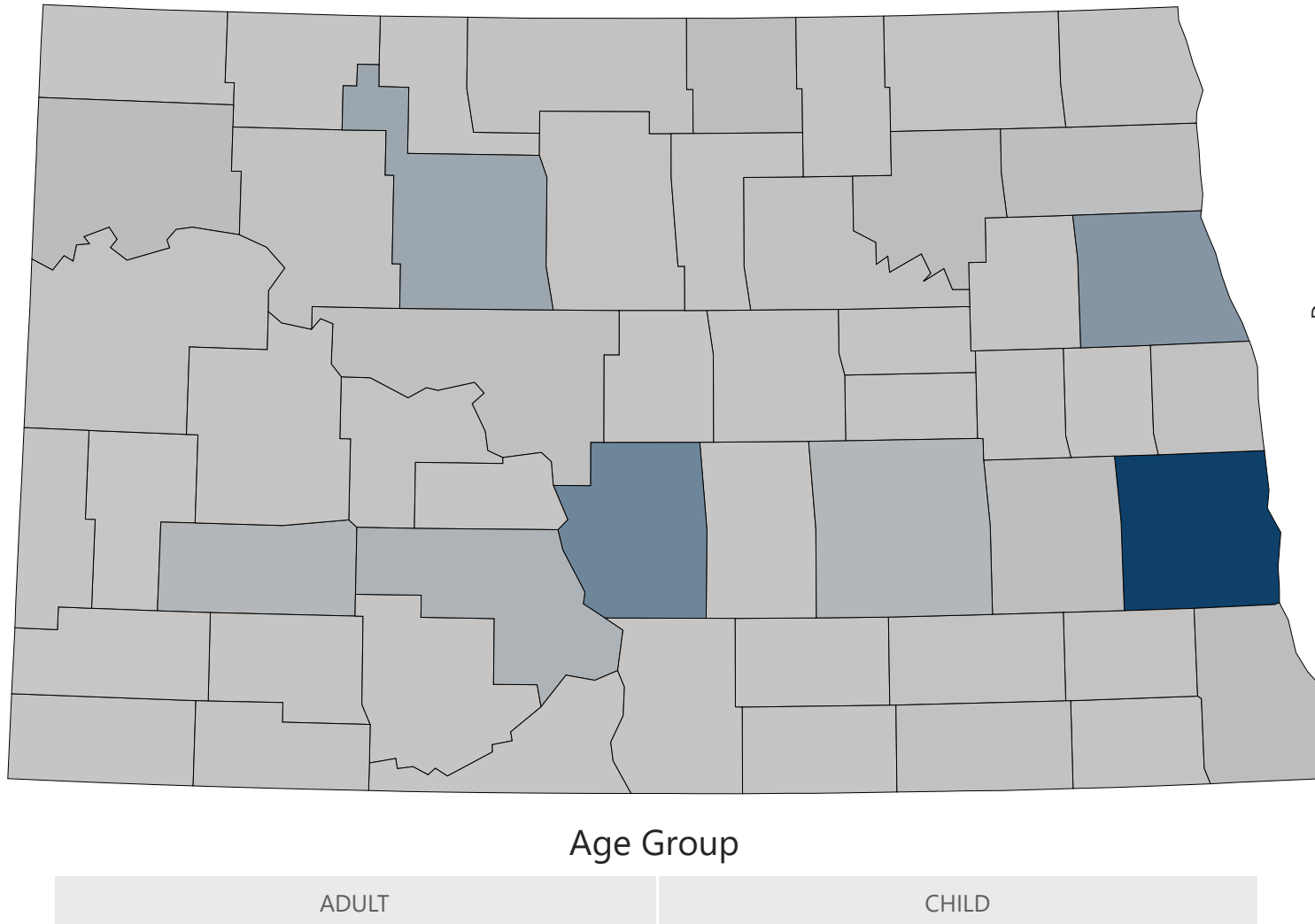
During the influenza season, **influenza outbreaks** are common anywhere people gather, including schools, child care centers, long-term care facilities, and health care facilities. Outbreaks of influenza-like illness may be reported to NDHHS. The following outbreaks have been reported this season.

Congregate Setting Outbreaks, by Date



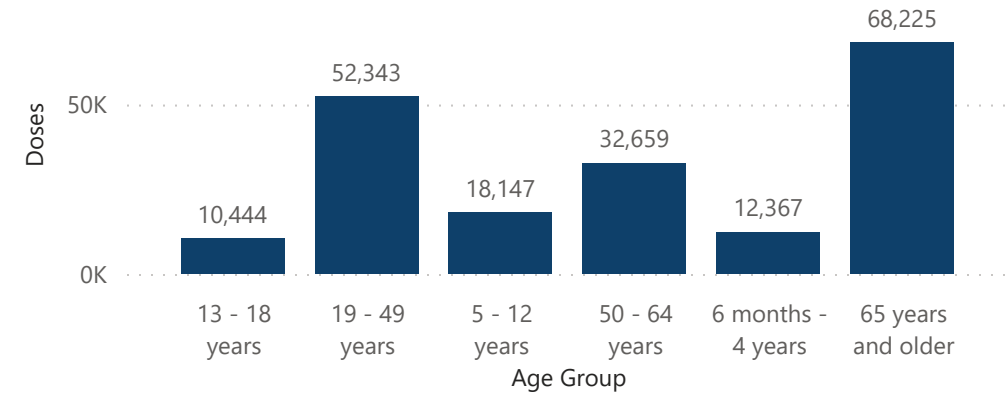
Number of Outbreaks	Congregate Setting Type	Identified Pathogen
1	Assisted Living	Influenza A
1	Assisted Living	Rhinovirus
1	Long-term Care	Influenza A
1	Long-term Care	Influenza B
1	Long-term Care	Strep
5		

Total Influenza Vaccine Doses Administered by County

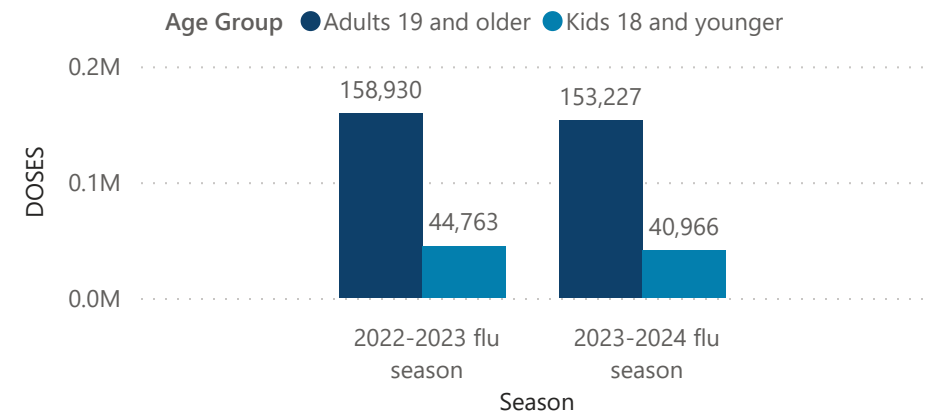


County-level doses administered data includes all administered doses of flu vaccine documented in the NDIIS as given to an individual with an address in the North Dakota county, regardless of where the provider who administered the dose was located.

Doses Administered by Age Group



Statewide Doses Administered

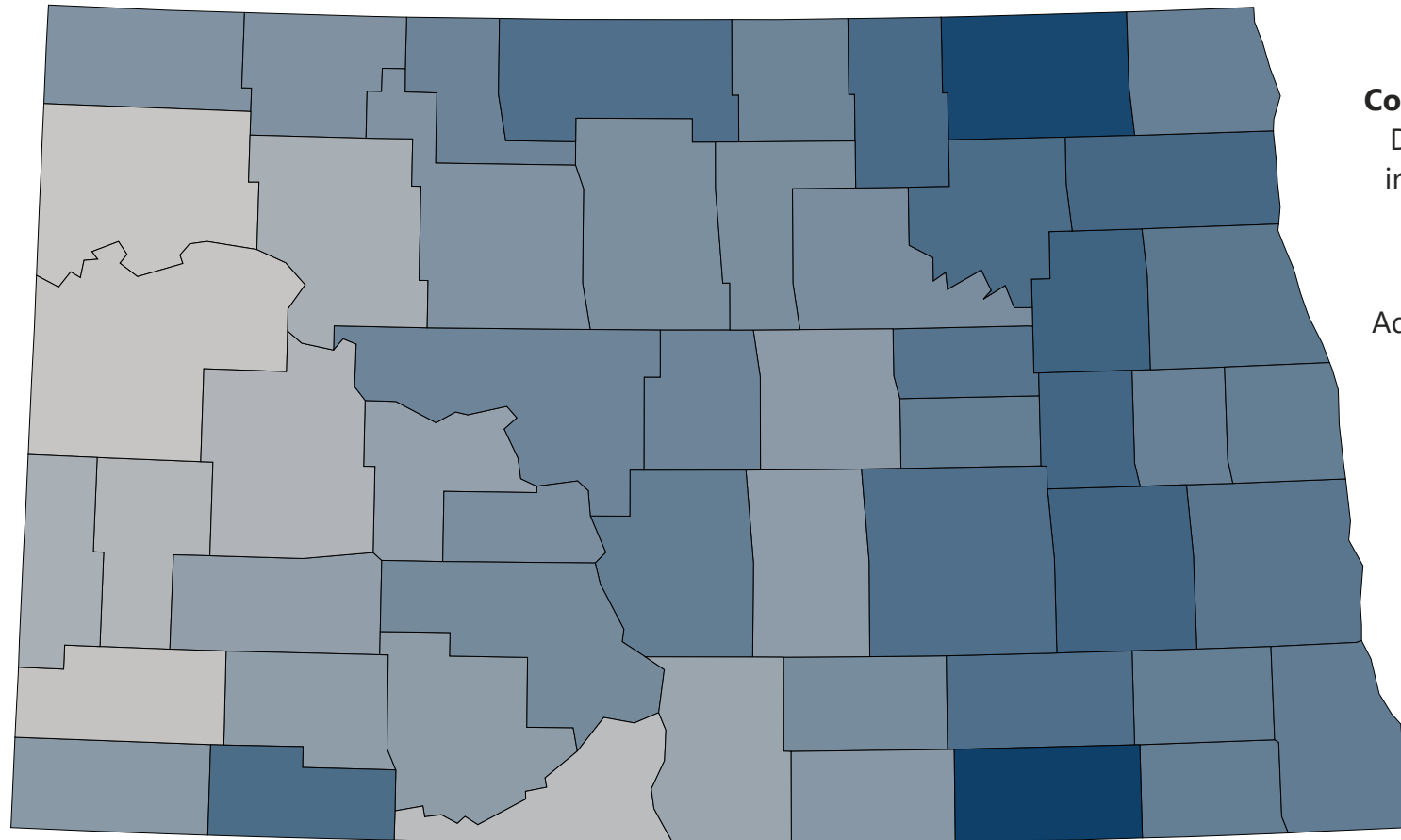


Influenza Vaccine County Coverage Rates

NDIIS data can also be used to estimate the percent of North Dakotans in each age group that have received at least one dose of influenza vaccine so far this flu season. NDIIS records included in **statewide coverage rates** must have a North Dakota address.

County-level coverage rate data is calculated for the percent of North Dakotans in each age group that have received at least one dose of influenza vaccine so far this flu season and live in the selected North Dakota county.

Adult immunizations do not have to be reported to the NDIIS so adult coverage rates may be higher.



Week Number

WEEK47

Age Group

All ND 6 months and older

Statewide Flu Coverage for 2023-24 Season

