

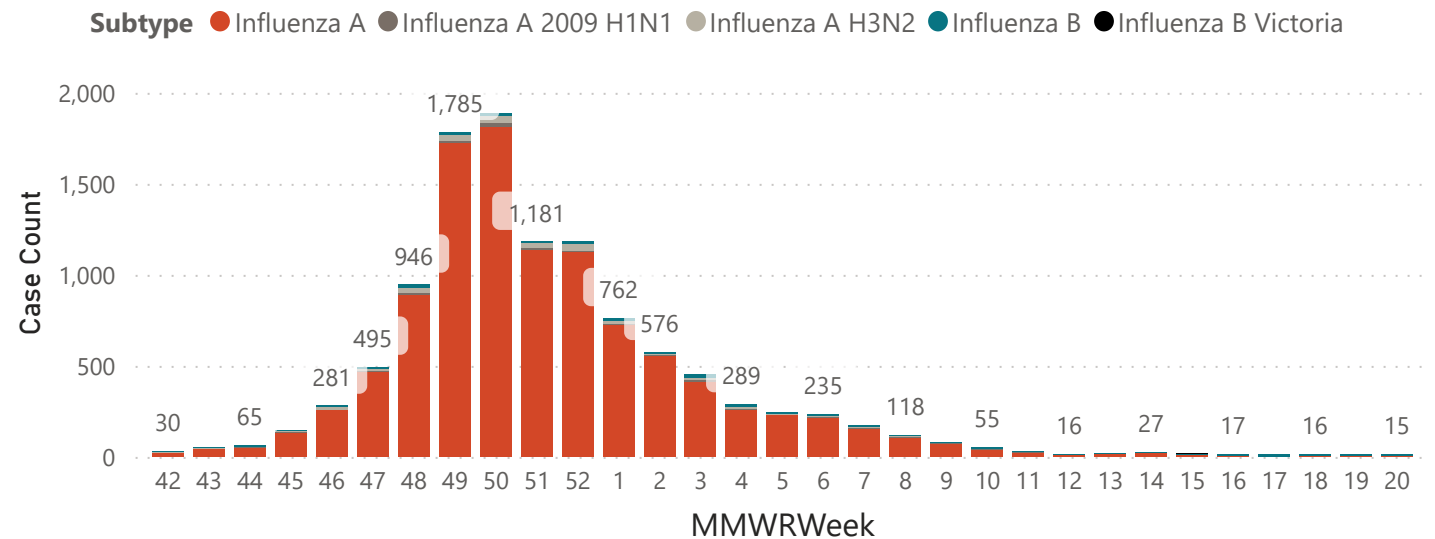
Seasonal influenza activity remains low, both in North Dakota as well as nationwide. No new influenza related hospitalizations or deaths were reported in the previous week, and the percentage of laboratory tests positive for flu stays below the seasonal baseline for our region.,

As we approach the end of the influenza season, the North Dakota Department of Health and Human Services encourages everyone to take everyday preventative steps to reduce the spread of influenza and other respiratory diseases.

	Last Week	Season Total
New Influenza Cases:	15	11,439
Outpatient Visits for Influenza-like Illness:	2.76%	3.75%
Laboratory Specimens Positive for Influenza:	0.35%	8.93%
Percentage of Students Absent from School:	13.87%	14.48%
New Hospitalizations due to Influenza:	0	399
New Deaths due to Influenza:	0	35

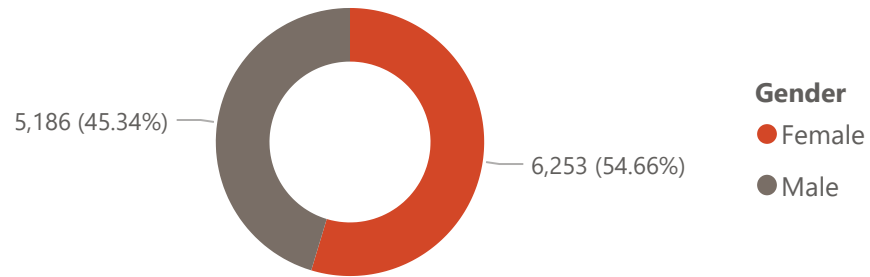
Subtype	Cases in Previous Week	Total for Season
Influenza A	7	10,704
Influenza B	7	309
Influenza A 2009 H1N1	1	144
Influenza A H3N2	0	281
Influenza B Victoria	0	1
<b>Total</b>	<b>15</b>	<b>11,439</b>

### Influenza Cases by Week Number

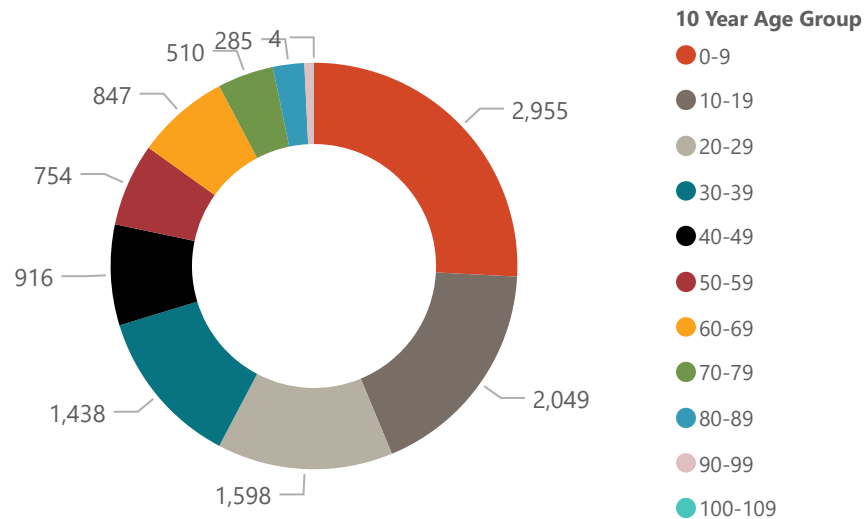


Laboratory-confirmed influenza is a reportable disease in North Dakota. Influenza "cases" include people that have tested positive for influenza in a healthcare setting. It does not include people with influenza who did not seek healthcare, or were diagnosed without a lab test, which is common. The true number of people in North Dakota is underrepresented, but case data allows us where influenza is circulating and in what populations. It also provides context regarding how the current season compares with previous seasons. Find more information about cases on [ndflu.com](http://ndflu.com)

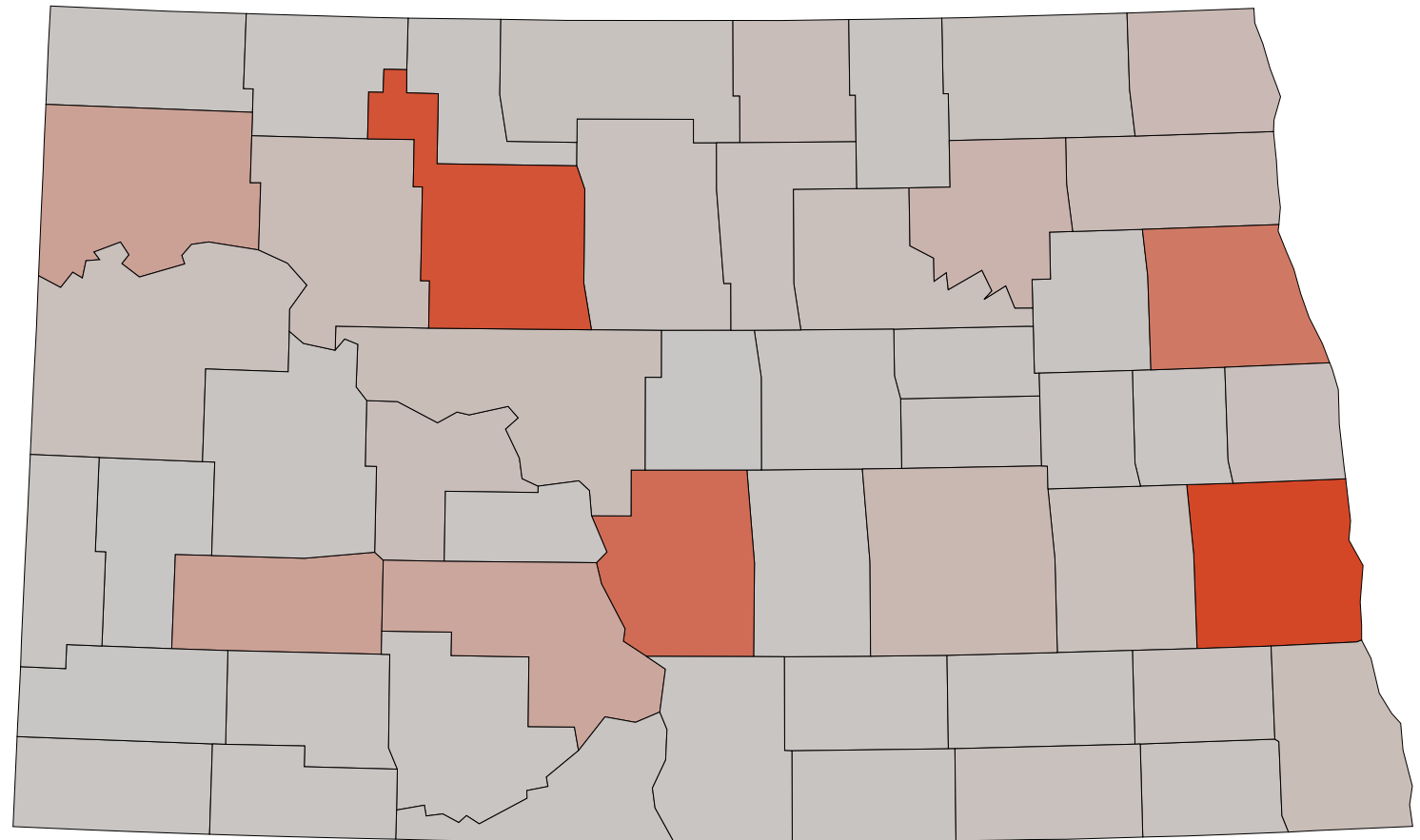
### Influenza Cases by Gender



### Influenza Cases by Age Group



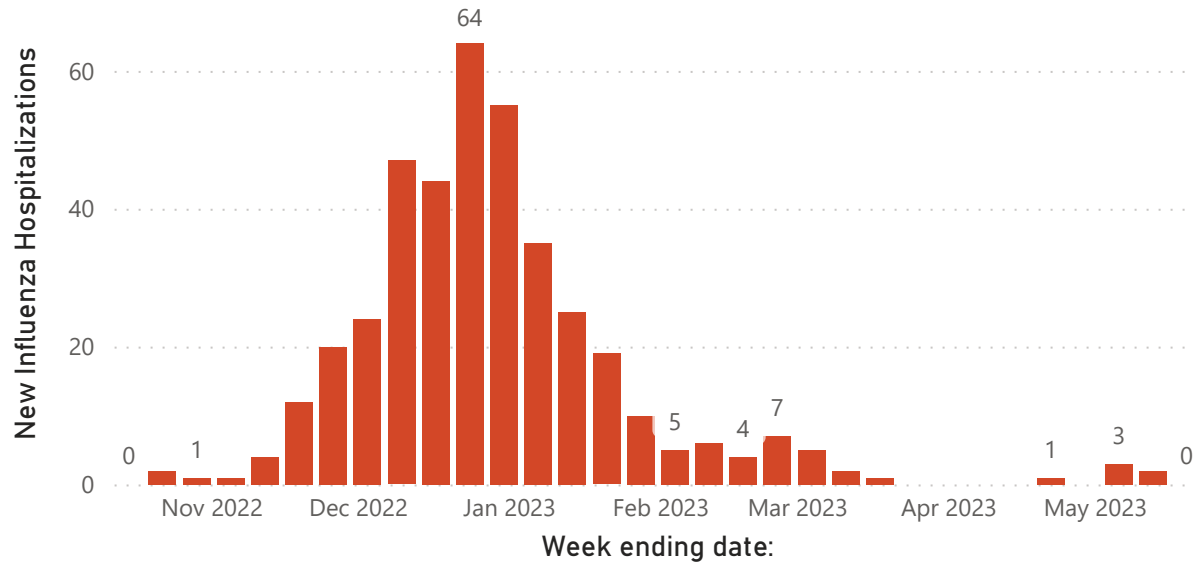
### Total Influenza Cases by County



**Influenza Hospitalization** information is collected via daily aggregated reports to NDHHS. Because this surveillance methodology is new this year, hospitalization numbers this year may not be comparable to previous years.

**Influenza Death** information is obtained from Vital Records, and is based on the listed cause of death on the individuals death certificate. For more information about the seasonal death estimates, [click here](#).

New Influenza Hospitalizations by Date



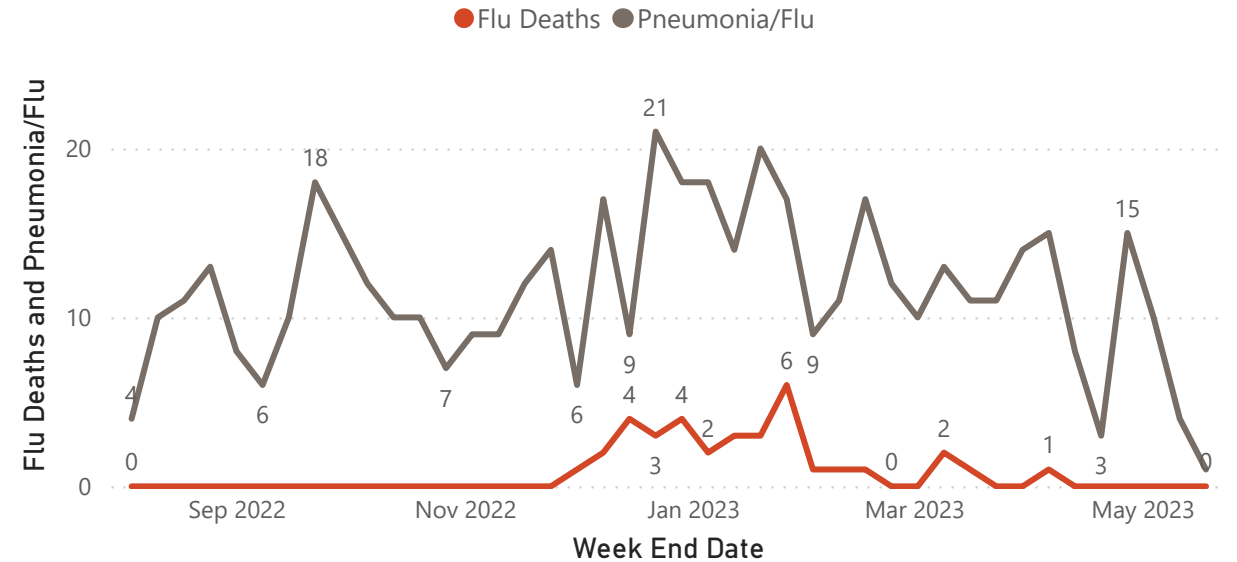
0

New Weekly Hospitalizations

399

Total Hospitalizations for Season

Influenza and Pneumonia Deaths by Date



35

Flu Deaths

482

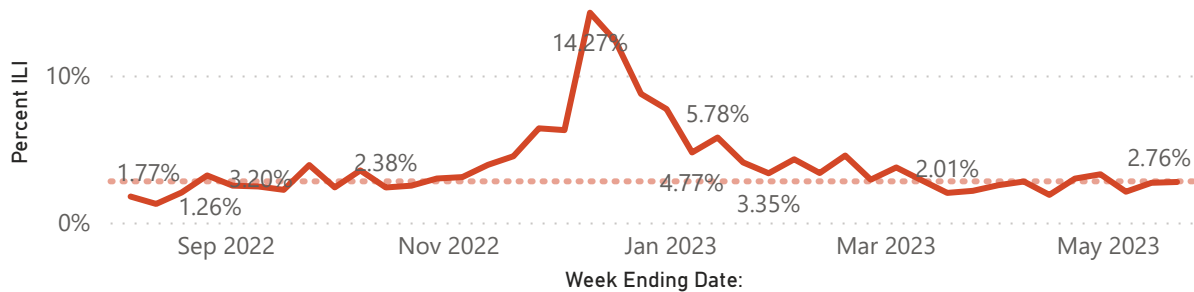
Pneumonia/Flu Deaths

### Outpatient Influenza-like Illness (ILI) NDHHS participates in the national U.S.

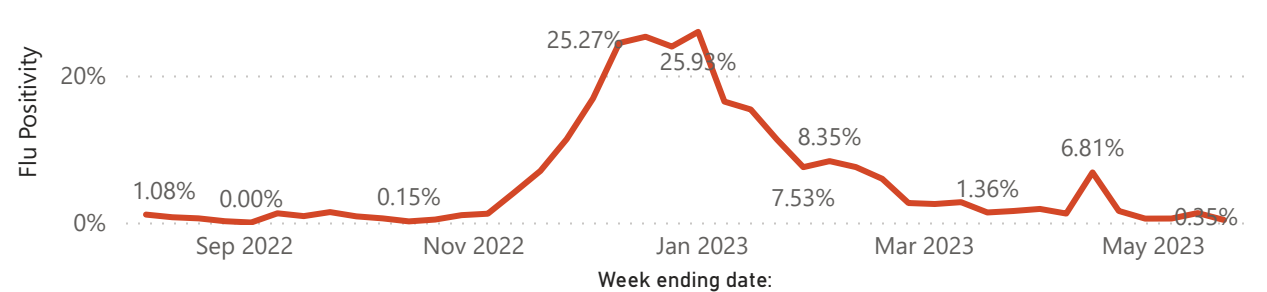
Outpatient Influenza-like Illness Surveillance Network (ILINet). Data from participating outpatient providers in North Dakota are pooled to create a state-wide estimate for the weekly percent of healthcare visits due to influenza-like illness (ILI). Patients presenting with a fever of 100 degrees or greater AND a cough and/or sore throat are considered to have ILI. For more information on state and national ILINet data, see [FluView Interactive](#)

**Sentinel Laboratory Data** NDHHS receives influenza and RSV testing data from participating sentinel laboratories across the state. The total number of positive tests and the total number of tests conducted are reported and used to create a state-wide percent positivity statistic. RSV is not a reportable condition in North Dakota, but aggregate positivity is reported by participating sentinel laboratories.

Percent ILI by Week



Flu Positivity by Week



Week Ending Date:	Total # of Patients Seen for Any Reason	Percent ILI
-------------------	---	-------------

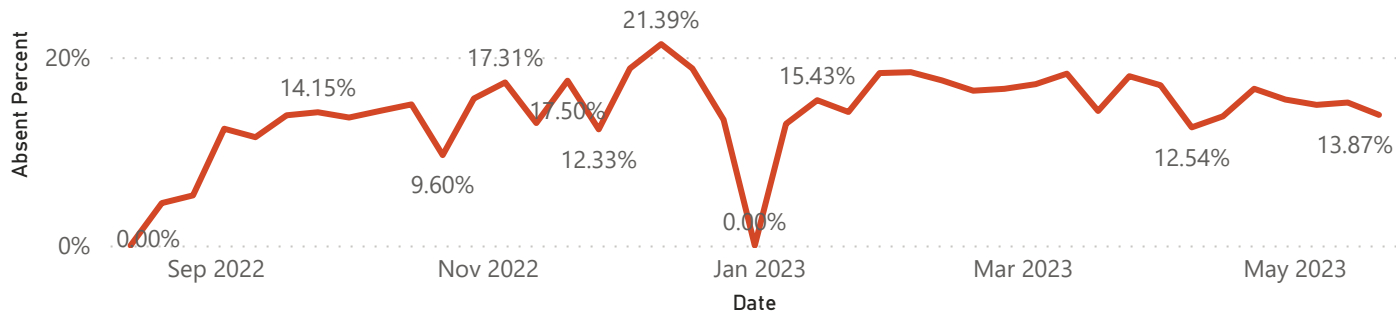
Saturday, April 15, 2023	3,778	1.88%
Saturday, April 22, 2023	3,852	2.99%
Saturday, April 29, 2023	3,536	3.28%
Saturday, May 06, 2023	7,159	2.10%
Saturday, May 13, 2023	3,666	2.70%
Saturday, May 20, 2023	3,592	2.76%
<b>Total</b>	<b>25,583</b>	<b>2.54%</b>

Week ending date:	Total # of Specimens Tested	Flu Positivity	RSV Positivity
-------------------	-----------------------------	----------------	----------------

Saturday, April 15, 2023	499	6.81%	0.00%
Saturday, April 22, 2023	382	1.57%	0.00%
Saturday, April 29, 2023	377	0.53%	0.00%
Saturday, May 06, 2023	370	0.54%	0.00%
Saturday, May 13, 2023	312	1.28%	1.45%
Saturday, May 20, 2023	289	0.35%	2.04%
<b>Total</b>	<b>2,229</b>	<b>2.20%</b>	<b>0.46%</b>

During the influenza season, increases in the **school absenteeism** data can be used as an early indicator for influenza circulation. The NDDoH received absenteeism data from a majority of schools in the state. Data here include absences for all reasons.

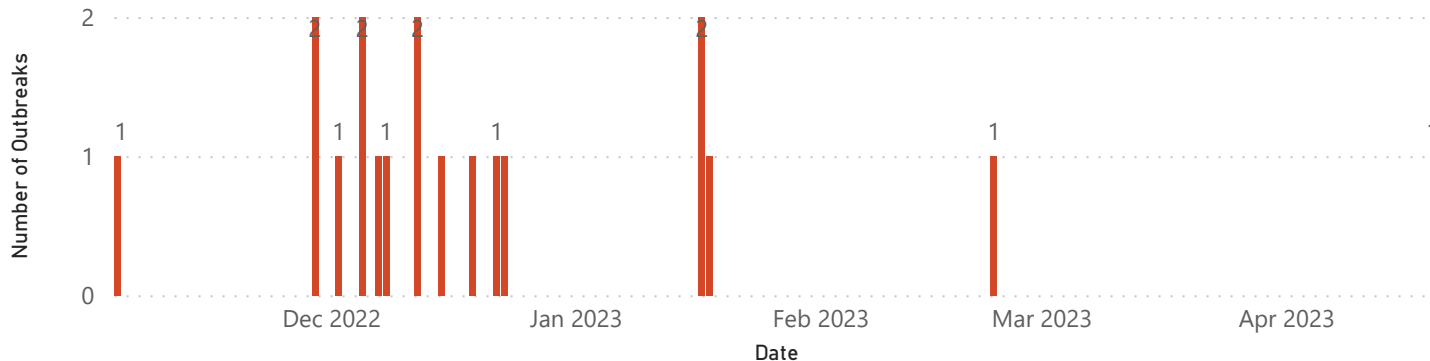
### Percent of Children Absent from School by Date



Week End Date	Total Enrollment	Percent Absent
Saturday, April 22, 2023	125,409	16.64%
Saturday, April 29, 2023	125,571	15.50%
Saturday, May 06, 2023	125,589	14.93%
Saturday, May 13, 2023	125,698	15.18%
Saturday, May 20, 2023	125,127	13.87%

During the influenza season, **influenza outbreaks** are common anywhere people gather, including schools, child care centers, long-term care facilities, and health care facilities. Outbreaks of influenza-like illness may be reported to the NDDoH. The following outbreaks have been reported this season.

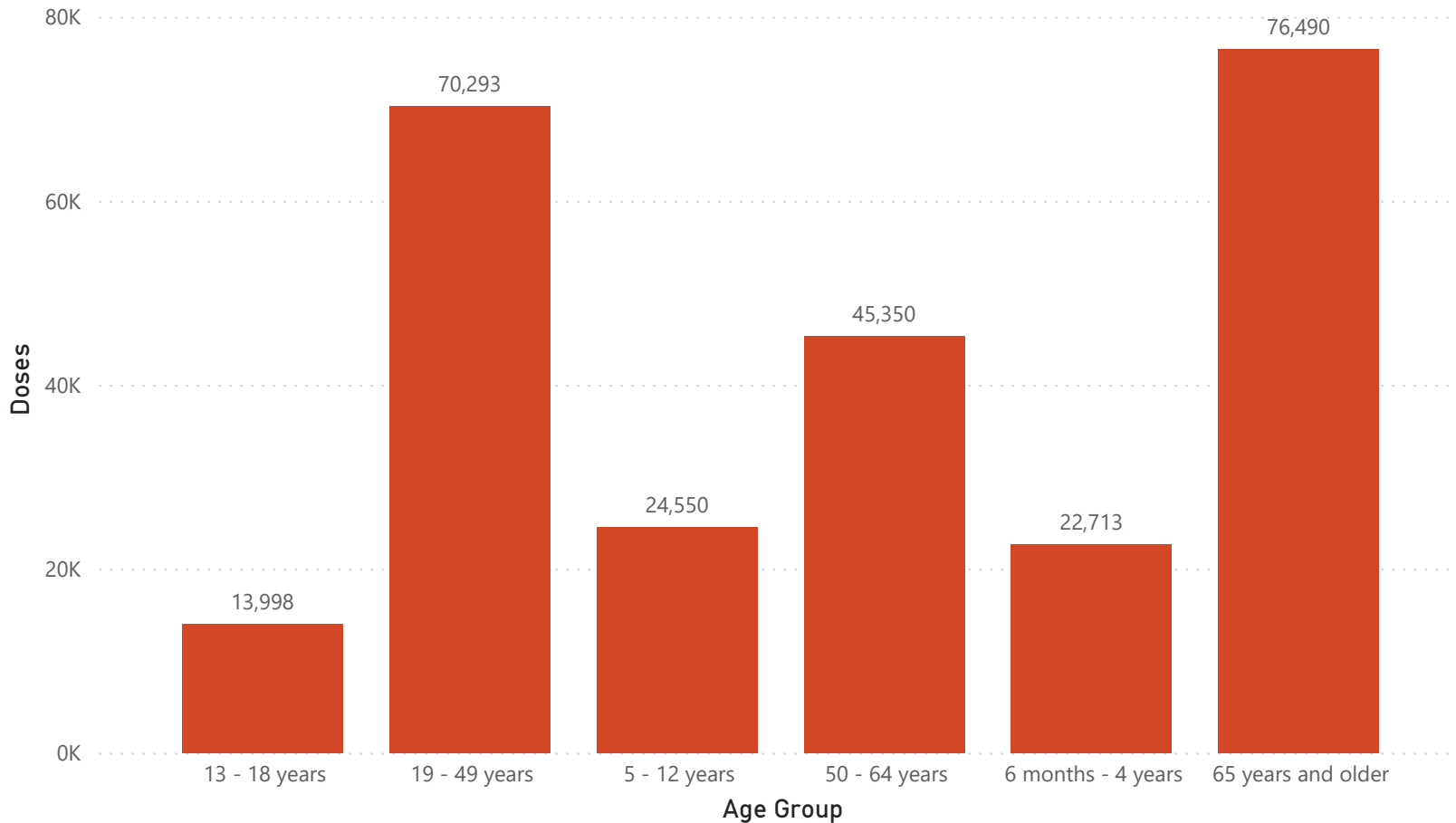
### Congregate Setting Outbreaks, by Date



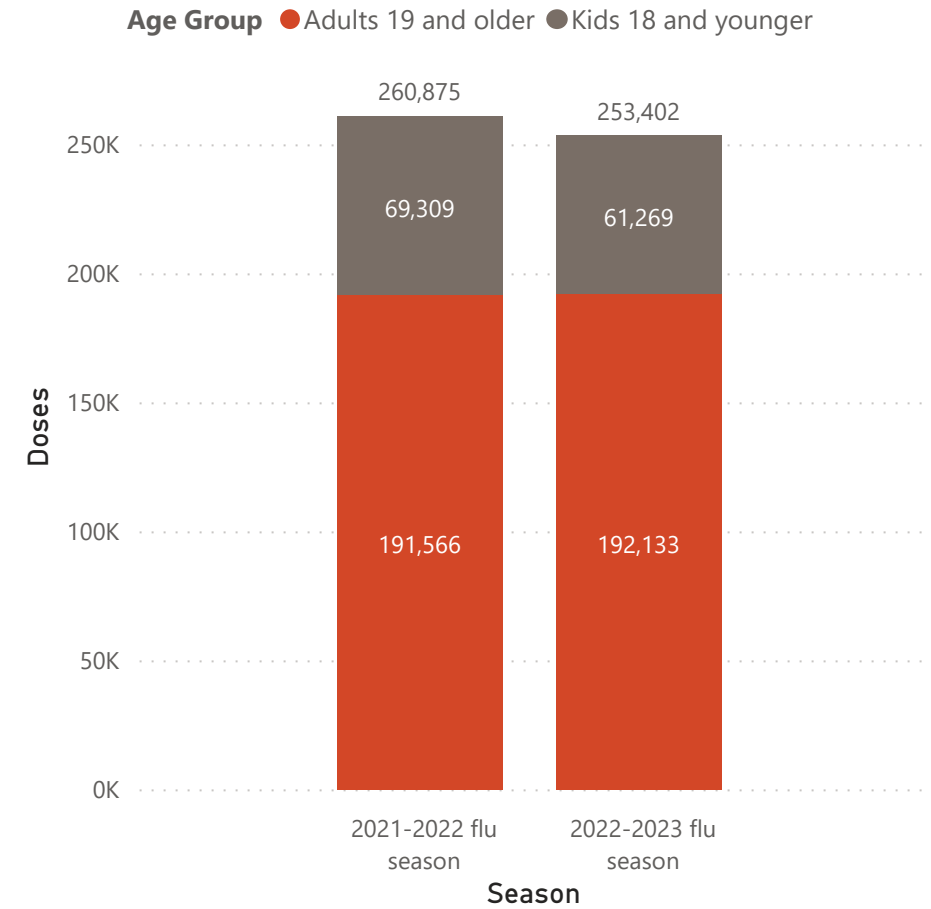
Number of Outbreaks	Congregate Setting Type
5	Assisted Living
1	Basic Care
2	Child Care
1	Long-term Care
1	Memory Care
9	Skilled Nursing
<b>19</b>	

**Influenza vaccine doses administered** data from the North Dakota Immunization Information System (NDIIS) includes all administered doses of flu vaccine documented in the NDIIS to records with a North Dakota address. Adult immunizations do not have to be reported to the NDIIS so there may be more influenza vaccine doses being administered that are not reported to the NDIIS. Age groups are determined base on age at time of vaccination.

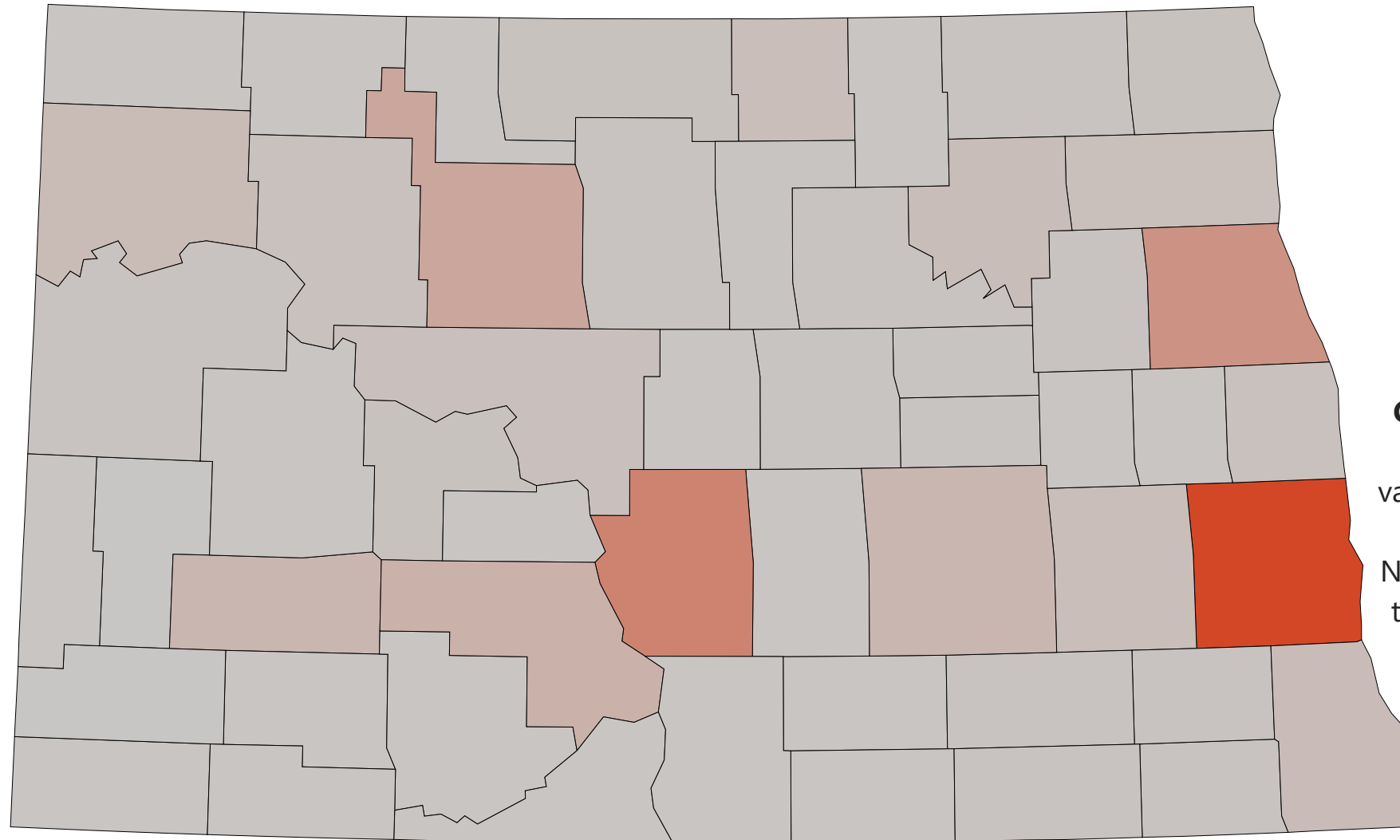
### Doses Administered by Age Group



### Statewide Doses Administered



### Total Influenza Vaccine Doses Administered by County



### Week Number

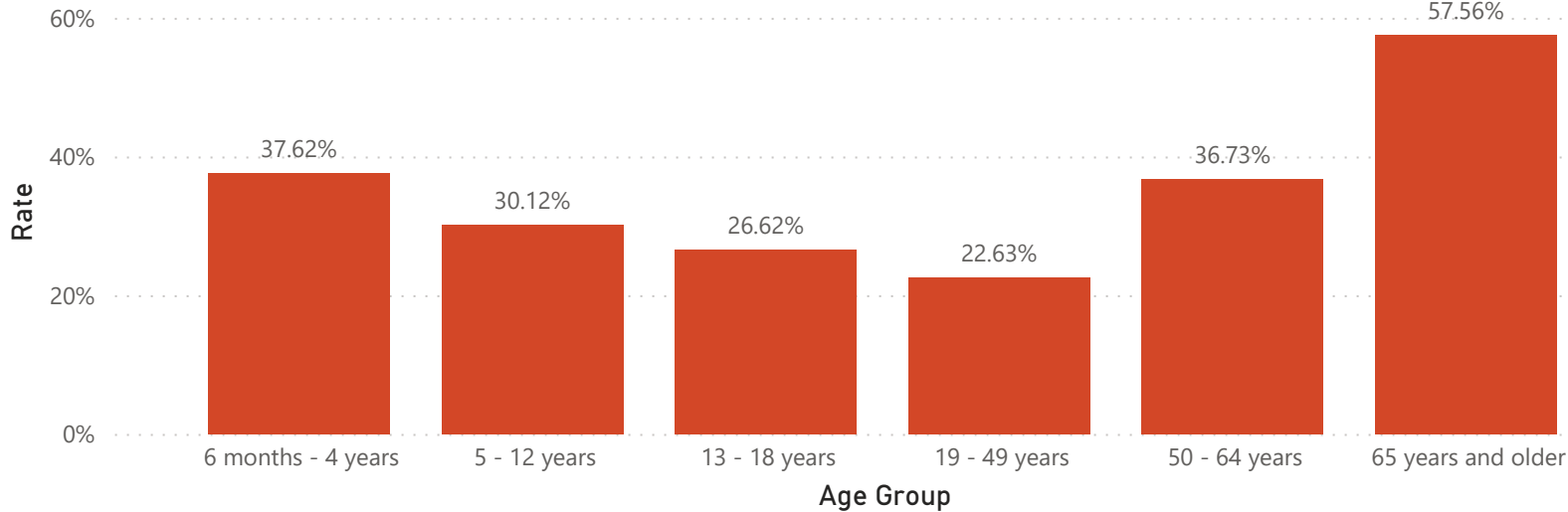
WEEK\_20

### Age Group

- ADULT
- CHILD

**County-level doses administered** data includes all administered doses of flu vaccine documented in the NDIIS as given to an individual with an address in the North Dakota county, regardless of where the provider who administered the dose was located.

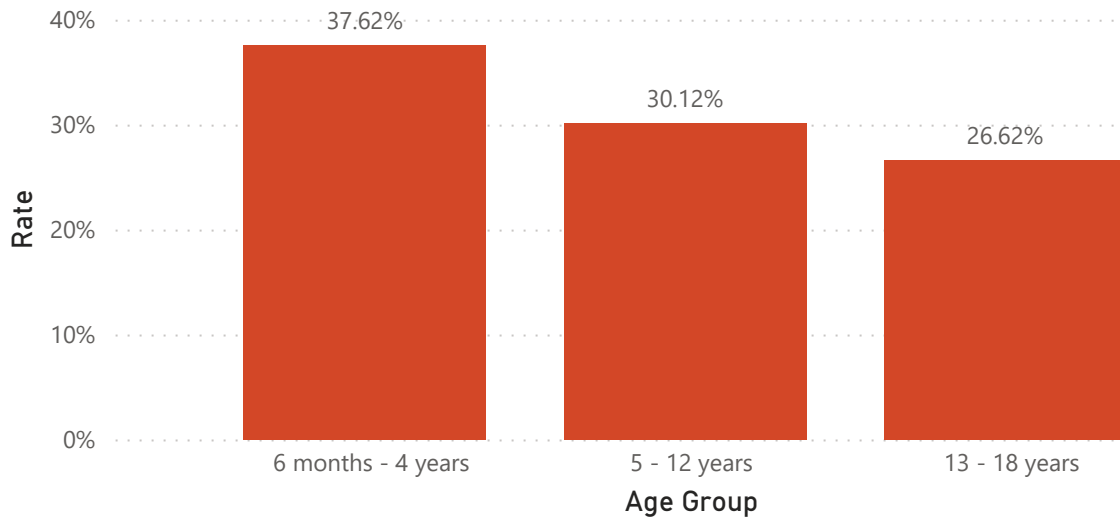
Statewide Flu Coverage for 2022-23 Season



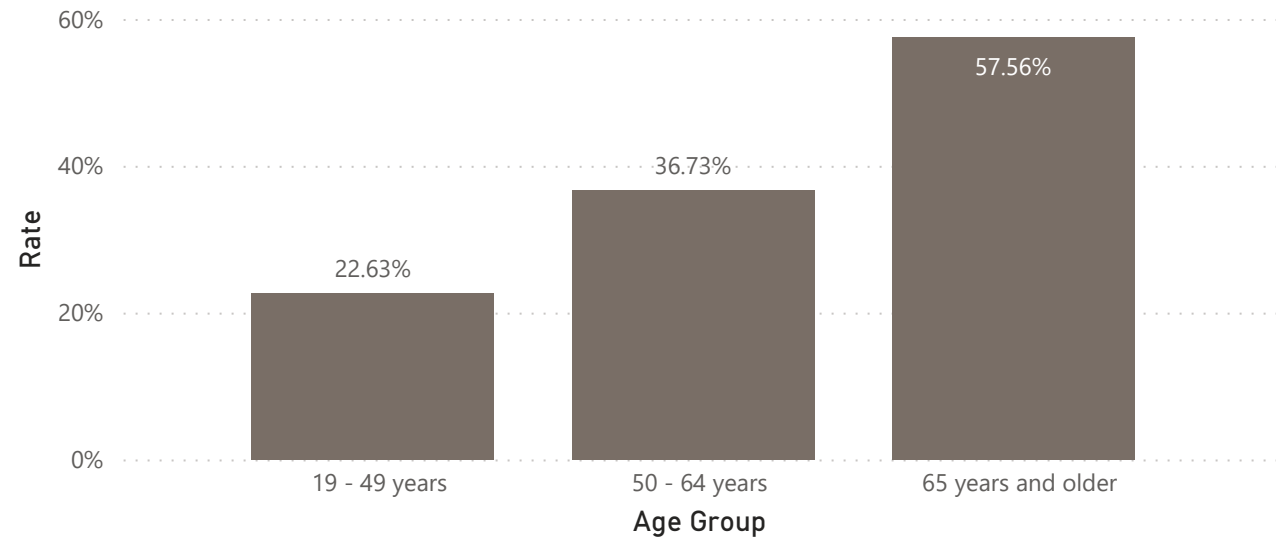
NDIIS data can also be used to estimate the percent of North Dakotans in each age group that have received at least one dose of influenza vaccine so far this flu season. NDIIS records included in **statewide coverage rates** must have a North Dakota address.

Adult immunizations do not have to be reported to the NDIIS so adult coverage rates may be higher.

Statewide Flu Coverage for Children <= 18

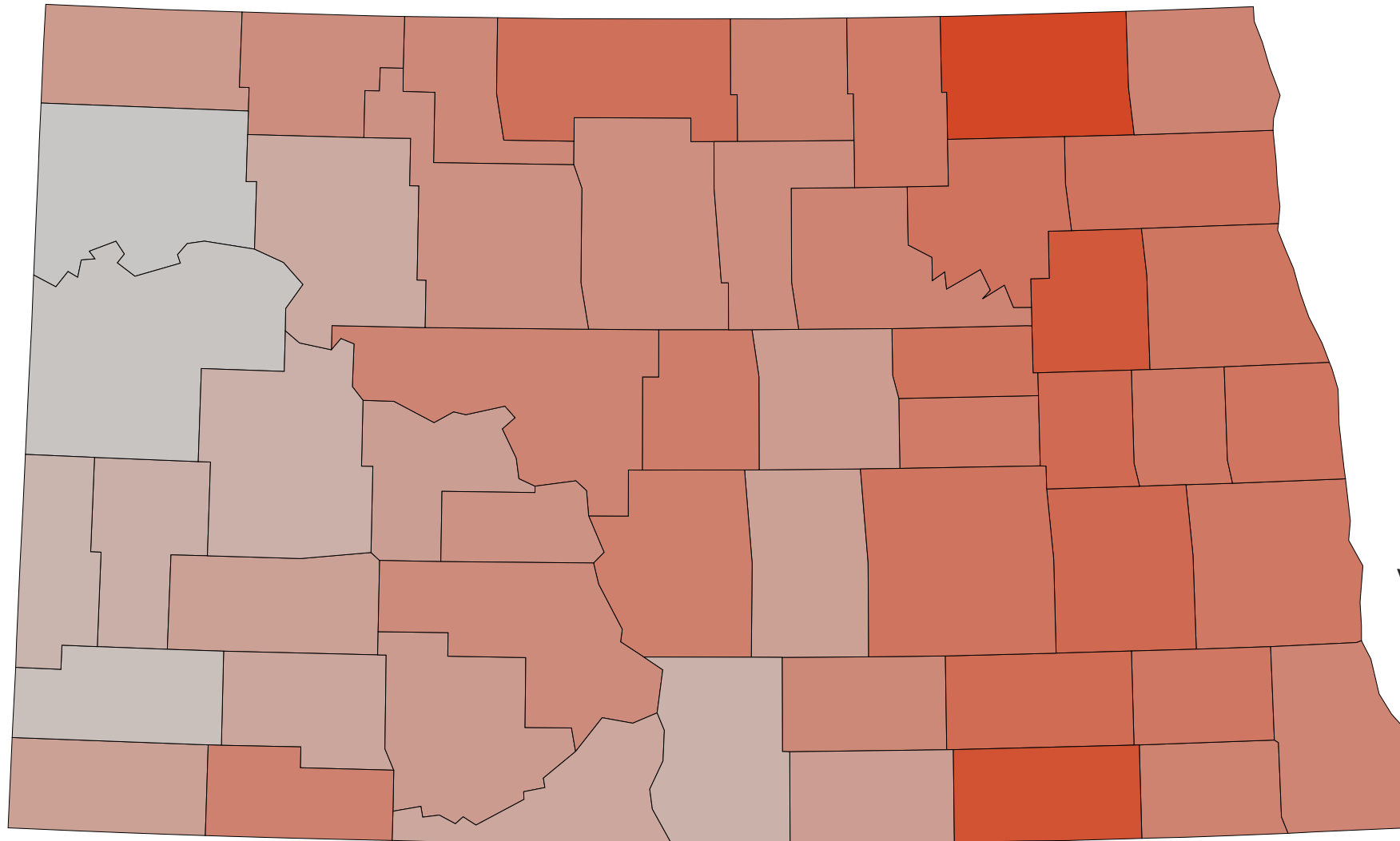


Statewide Flu Coverage for Adults >= 19





### Influenza Vaccine County Coverage Rates



Week Number

WEEK20

Age Group

All ND 6 months and older

**County-level coverage rate** data is calculated for the percent of North Dakotans in each age group that have received at least one dose of influenza vaccine so far this flu season and live in the selected North Dakota county.