

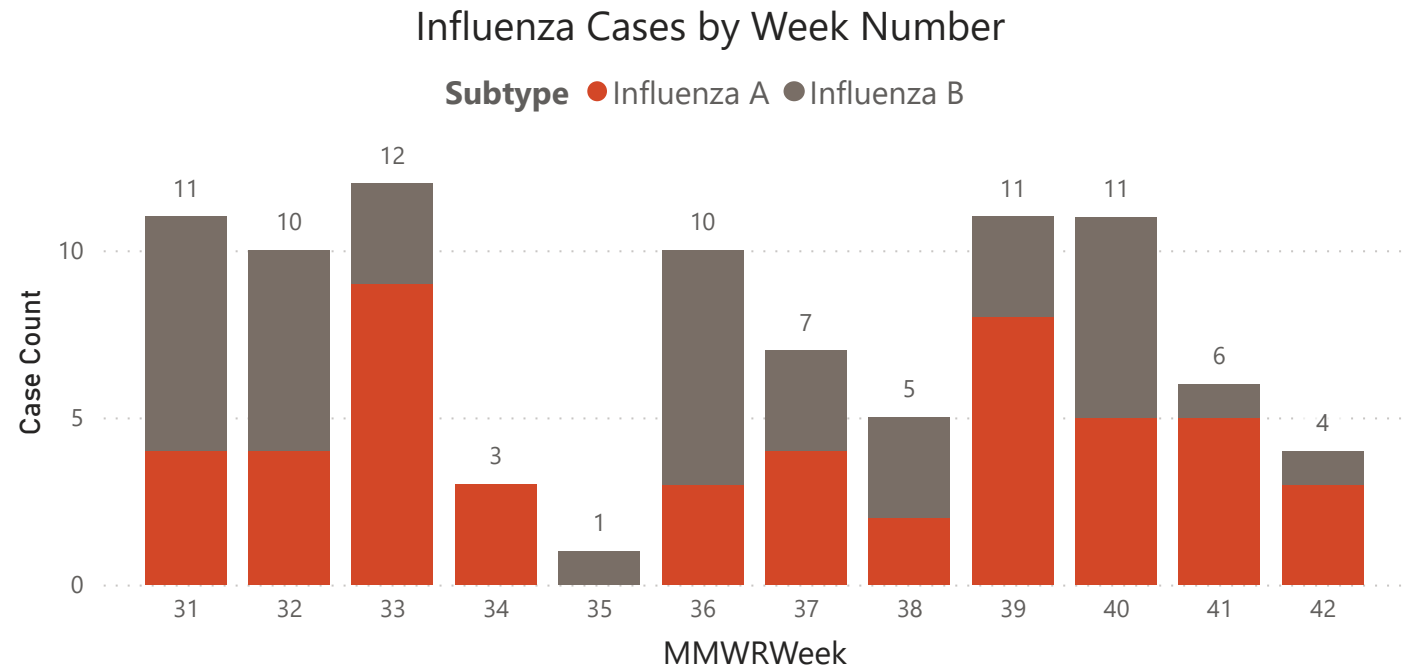
Laboratory-confirmed influenza case counts remain low, with only 4 new influenza cases reported in the previous week. Other markers of flu activity, including laboratory positivity and outpatient ILI visits are trending upward. We also received our first initial reports of influenza hospitalizations in North Dakota for the 22-23 season.

Several states are reporting elevated activity in recent weeks, and while North Dakota is not currently seeing an increase in cases, it is too early to say what upcoming influenza season will look like, it is expected that both COVID-19 and the flu will circulate this fall and winter.

Getting an annual flu vaccine is important to protect yourself, your loved ones, and your community against influenza. For more information regarding flu vaccination, please visit health.nd.gov/immunize

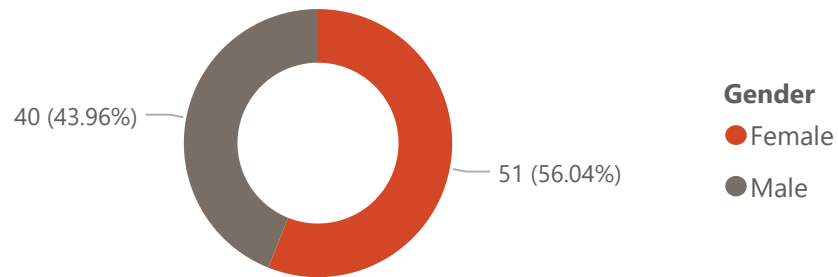
	Last Week	Season Total
New Influenza Cases:	4	91
Outpatient Visits for Influenza-like Illness:	2.55%	2.42%
Laboratory Specimens Positive for Influenza:	0.48%	0.80%
Percentage of Students Absent from School:	9.32%	11.14%
New Hospitalizations due to Influenza:	2	2
New Deaths due to Influenza:	0	0

Subtype	Cases in Previous Week	Total for Season
Influenza A	3	50
Influenza B	1	41
Total	4	91

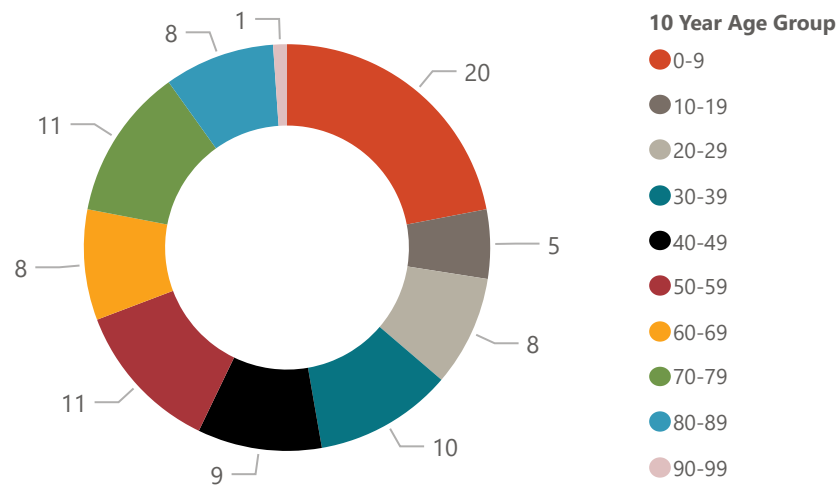


Laboratory-confirmed influenza is a reportable disease in North Dakota. Influenza "cases" include people that have tested positive for influenza in a healthcare setting. It does not include people with influenza who did not seek healthcare, or were diagnosed without a lab test, which is common. The true number of people in North Dakota is underrepresented, but case data allows us where influenza is circulating and in what populations. It also provides context regarding how the current season compares with previous seasons. Find more information about cases on ndflu.com

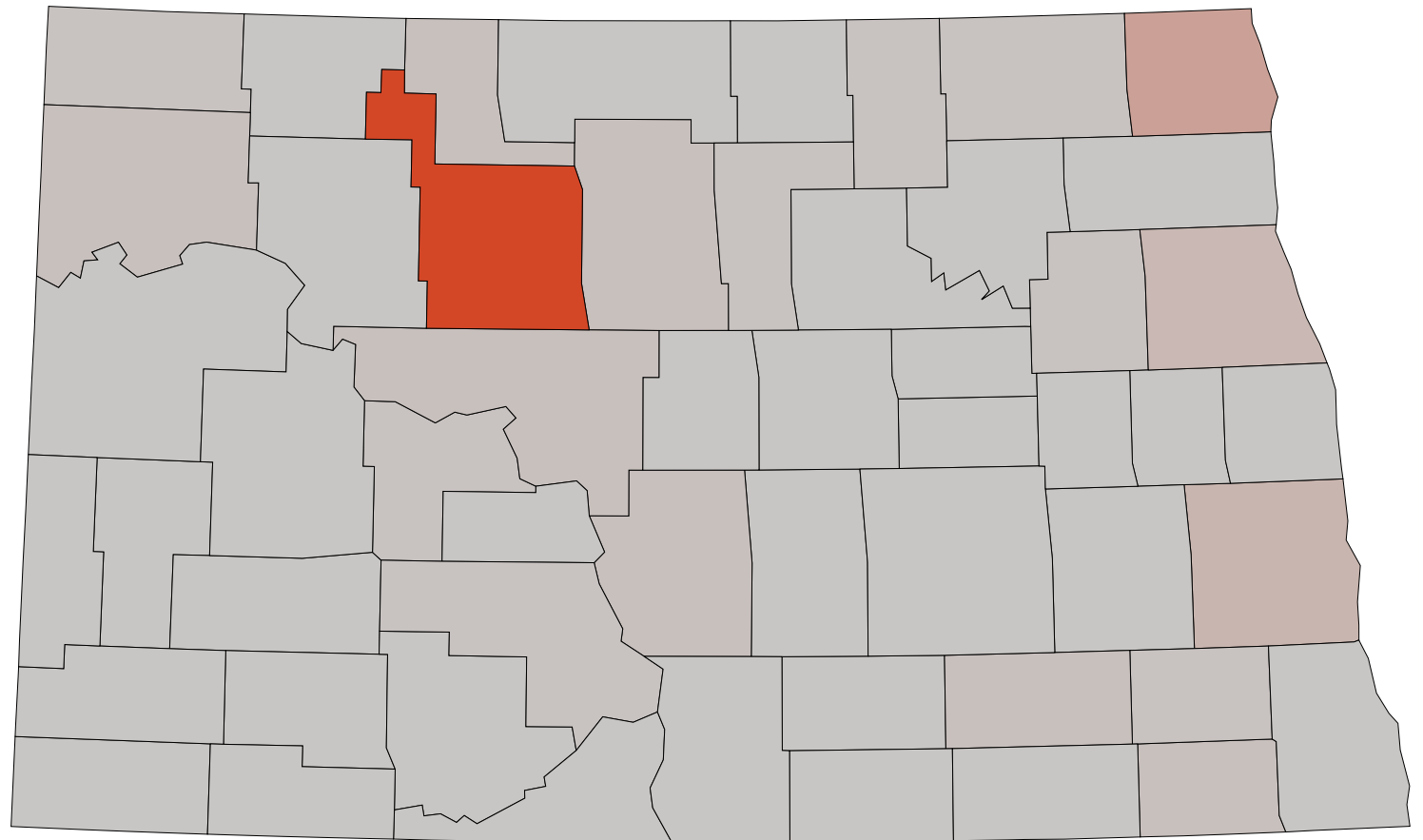
Influenza Cases by Gender



Influenza Cases by Age Group



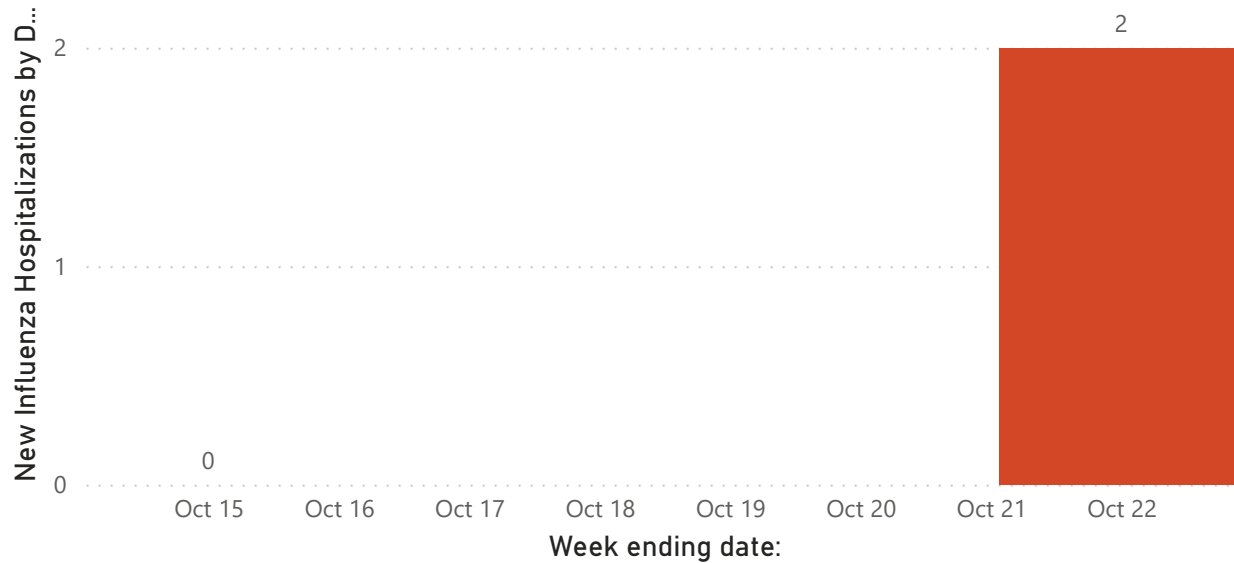
Total Influenza Cases by County



Influenza Hospitalization information is collected via daily aggregated reports to the NDDoH. Because this surveillance methodology is new this year, hospitalization numbers this year may not be comparable to previous years.

Influenza Death information is obtained from Vital Records, and is based on the listed cause of death on the individuals death certificate.

New Influenza Hospitalizations by Date



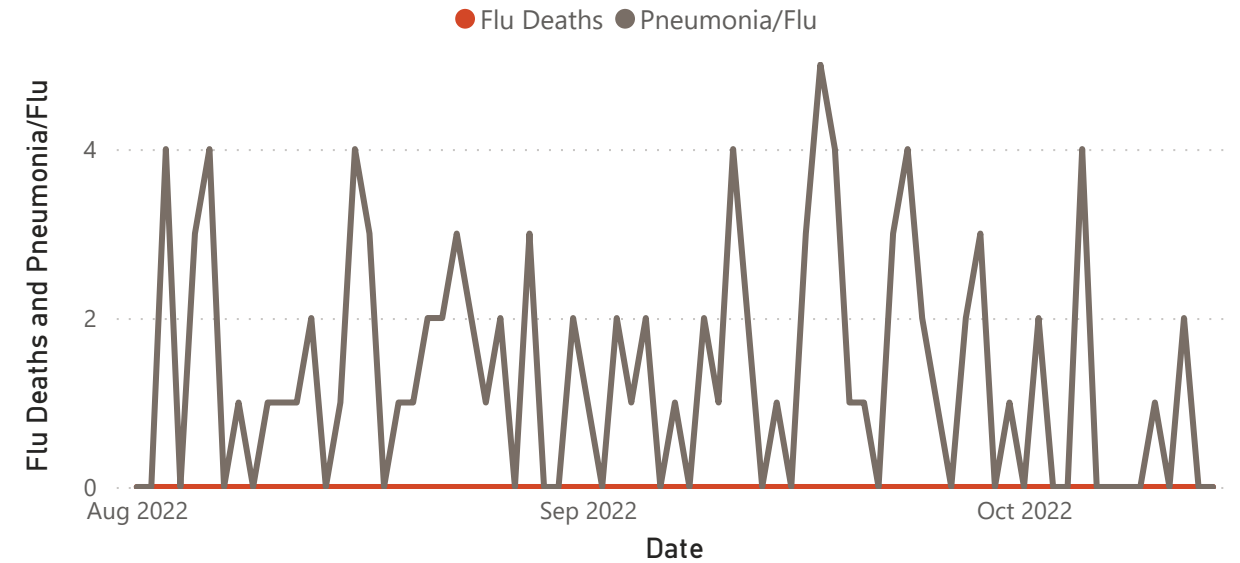
2

New Weekly Hospitalizations

2

Total Hospitalizations for Season

Influenza and Pneumonia Deaths by Date



0

Flu Deaths

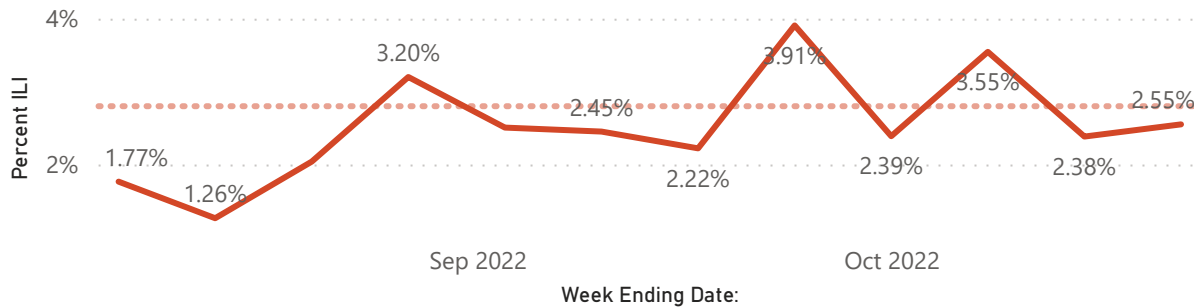
100

Pneumonia/Flu Deaths

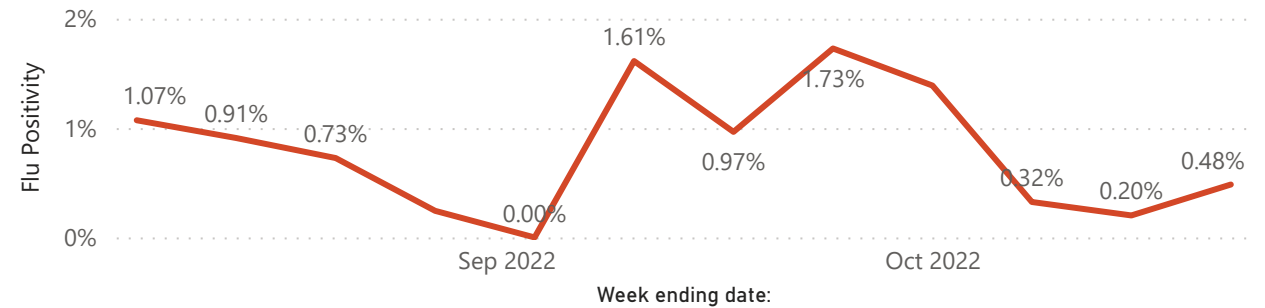
Outpatient Influenza-like Illness (ILI) The NDDoH participates in the national U.S. Outpatient Influenza-like Illness Surveillance Network (ILINet). Data from participating outpatient providers in north Dakota are pooled to create a state-wide estimate for the weekly percent of healthcare visits due to influenza-like illness (ILI). Patients presenting with a fever of 100 degrees or greater AND a cough and/or sore throat are considered to have ILI. For more information on state and national ILINet data, see [FluView Interactive](#)

Sentinel Laboratory Data The NDDoH receives influenza and RSV testing data from participating sentinel laboratories across the state. The total number of positive tests and the total number of tests conducted are reported and used to create a state-wide percent positivity statistic. For influenza, percent positivity of 10% or greater indicates 'season level' influenza activity.

Percent ILI by Week



Flu Positivity by Week

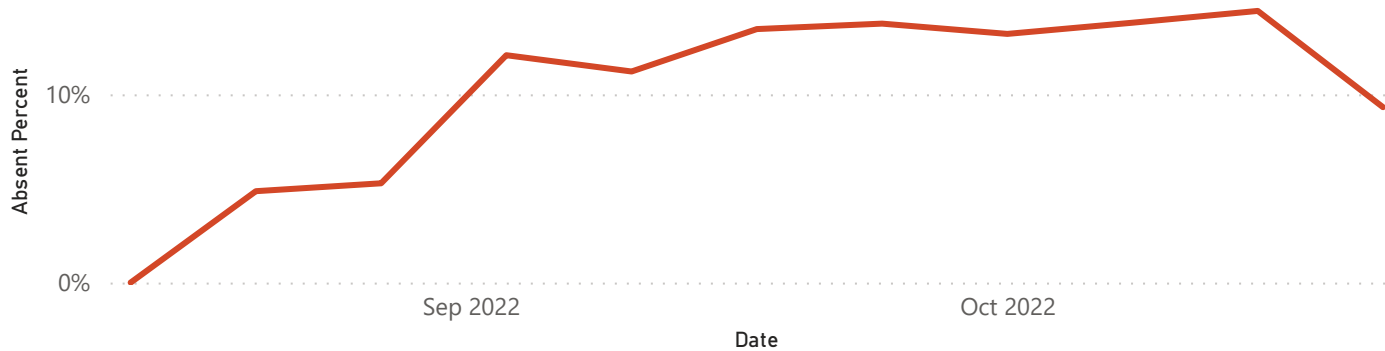


Week Ending Date:	Total # of Patients Seen for Any Reason	Percent ILI
Saturday, September 17, 2022	7,426	2.22%
Saturday, September 24, 2022	2,303	3.91%
Saturday, October 01, 2022	3,558	2.39%
Saturday, October 08, 2022	2,736	3.55%
Saturday, October 15, 2022	3,608	2.38%
Saturday, October 22, 2022	3,881	2.55%
Total	23,512	2.65%

Week ending date:	Total # of Specimens Tested	Flu Positivity	RSV Positivity
Saturday, September 17, 2022	518	0.97%	0.00%
Saturday, September 24, 2022	463	1.73%	2.90%
Saturday, October 01, 2022	432	1.39%	7.02%
Saturday, October 08, 2022	617	0.32%	11.45%
Saturday, October 15, 2022	497	0.20%	4.55%
Saturday, October 22, 2022	620	0.48%	15.17%
Total	3,147	0.79%	7.97%

During the influenza season, increases in the **school absenteeism** data can be used as an early indicator for influenza circulation. The NDDoH received absenteeism data from a majority of schools in the state. Data here include absences for all reasons.

Percent of Children Absent from School by Date



Week End Date	Total Enrollment	Percent Absent
Saturday, September 24, 2022	123,893	13.76%
Saturday, October 01, 2022	124,222	13.21%
Saturday, October 08, 2022	124,625	13.81%
Saturday, October 15, 2022	124,978	14.43%
Saturday, October 22, 2022	125,267	9.32%

During the influenza season, **influenza outbreaks** are common anywhere people gather, including schools, child care centers, long-term care facilities, and health care facilities. Outbreaks of influenza-like illness may be reported to the NDDoH. The following outbreaks have been reported this season.

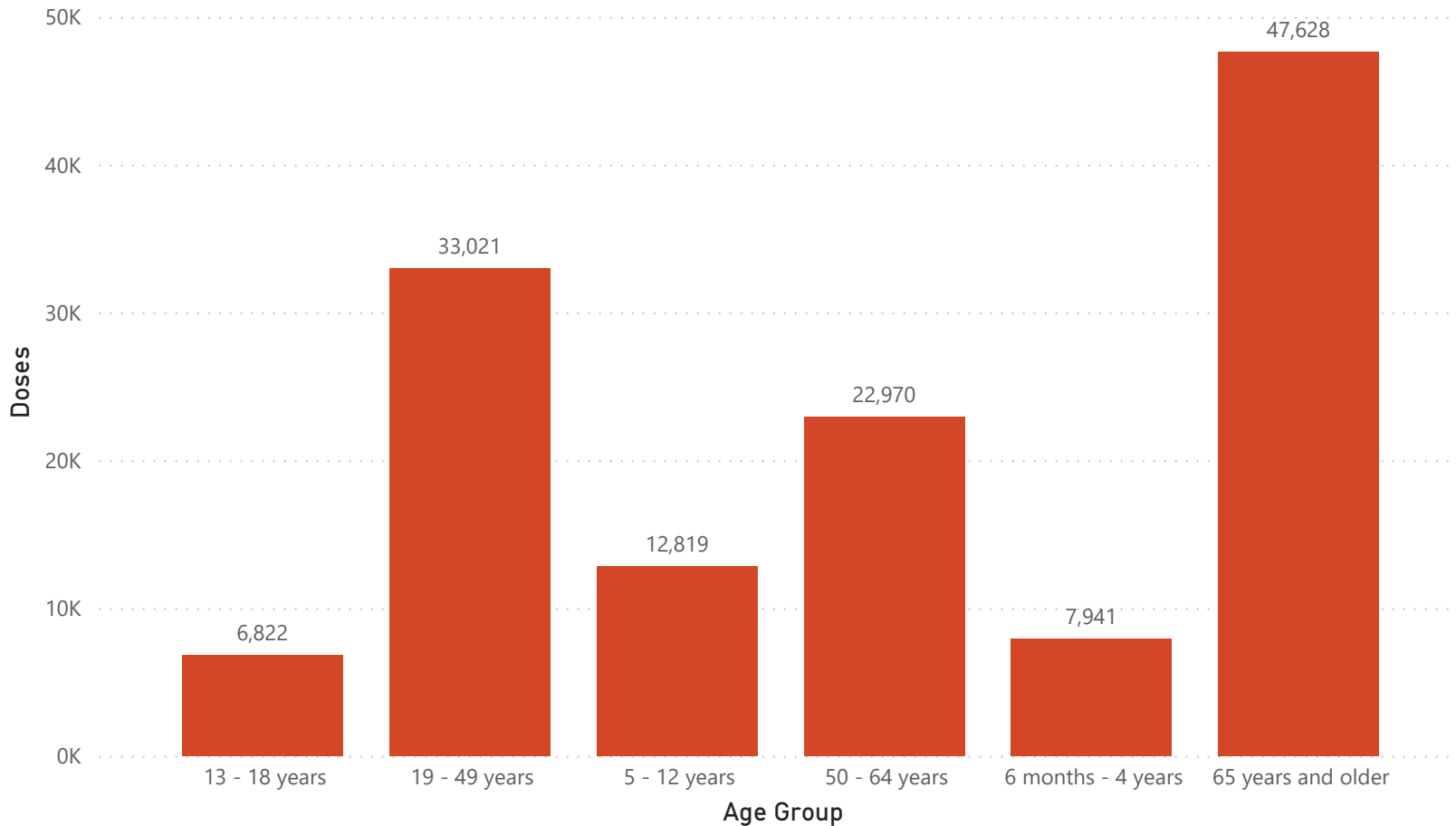
Congregate Setting Outbreaks, by Date

Number of Outbreaks	Congregate Setting Type
---------------------	-------------------------

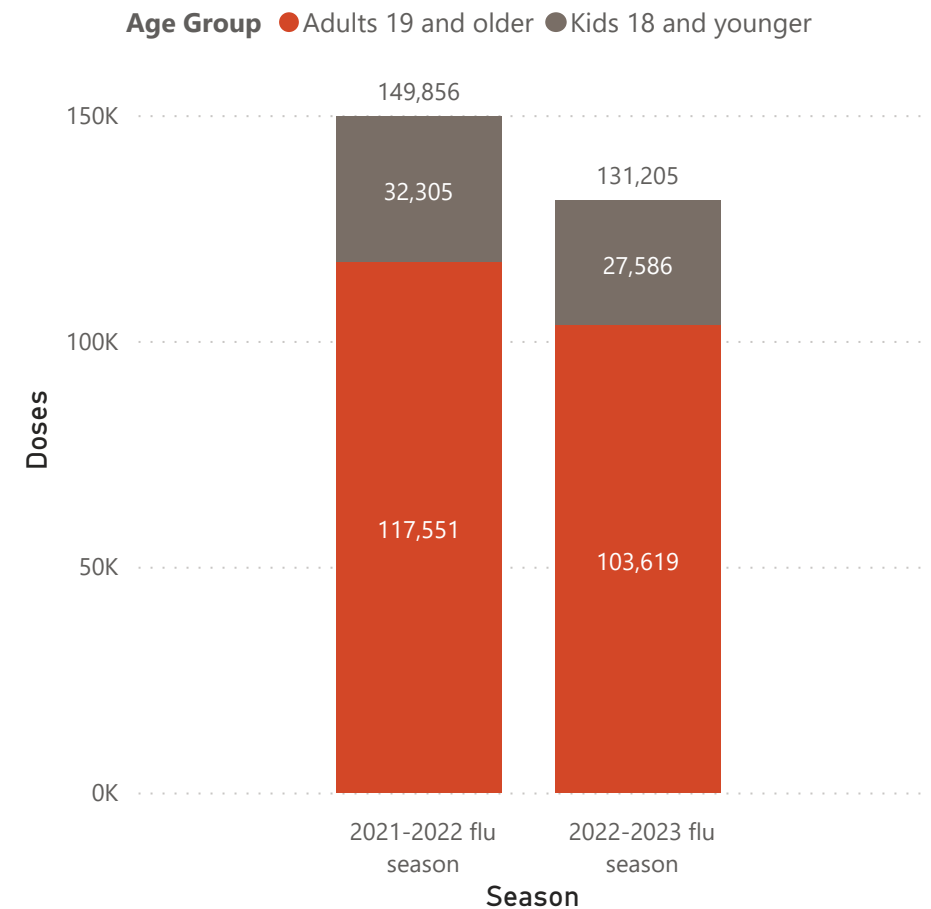
Date

Influenza vaccine doses administered data from the North Dakota Immunization Information System (NDIIS) includes all administered doses of flu vaccine documented in the NDIIS to records with a North Dakota address. Adult immunizations do not have to be reported to the NDIIS so there may be more influenza vaccine doses being administered that are not reported to the NDIIS. Age groups are determined base on age at time of vaccination.

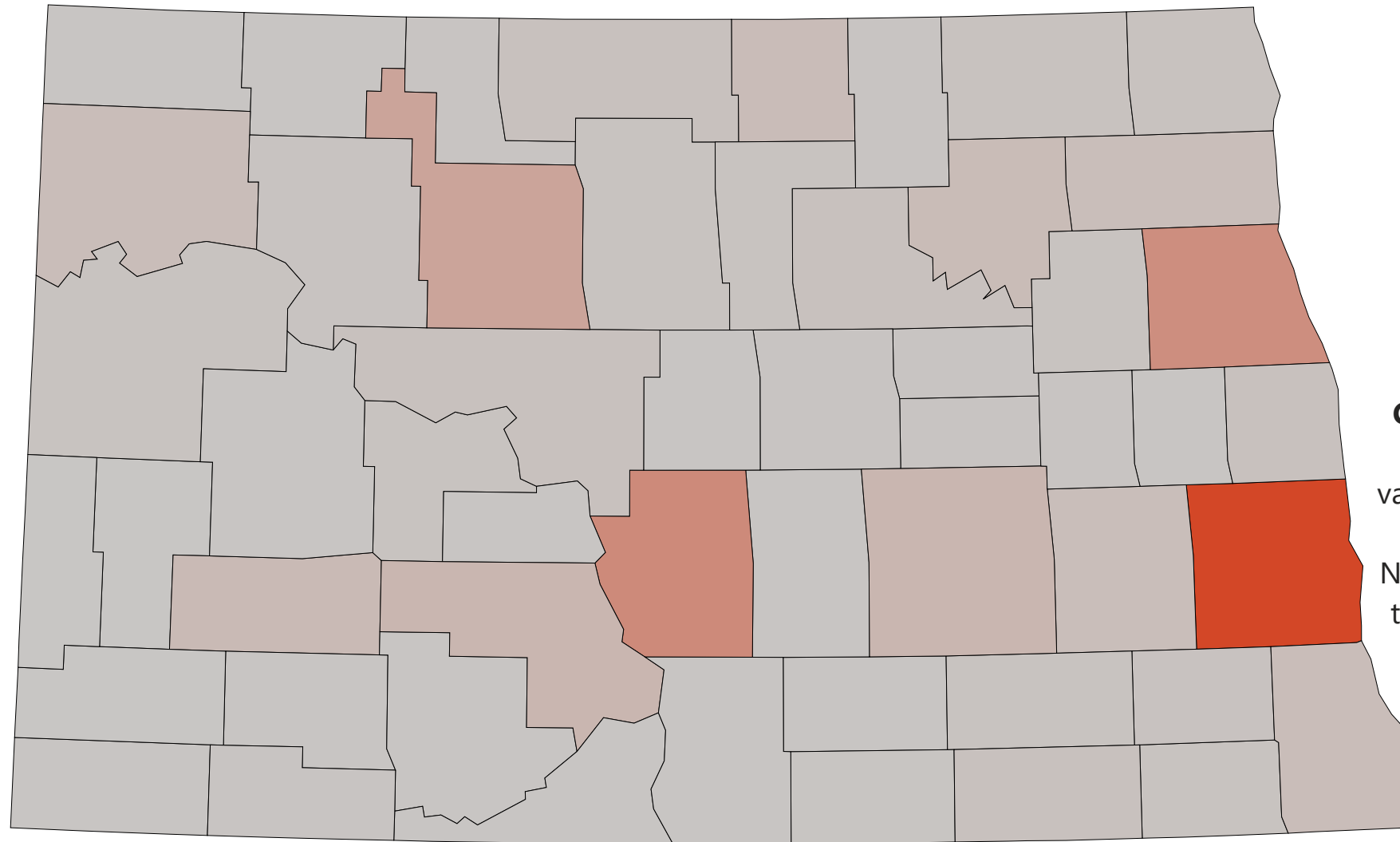
Doses Administered by Age Group



Statewide Doses Administered



Total Influenza Vaccine Doses Administered by County



Week Number

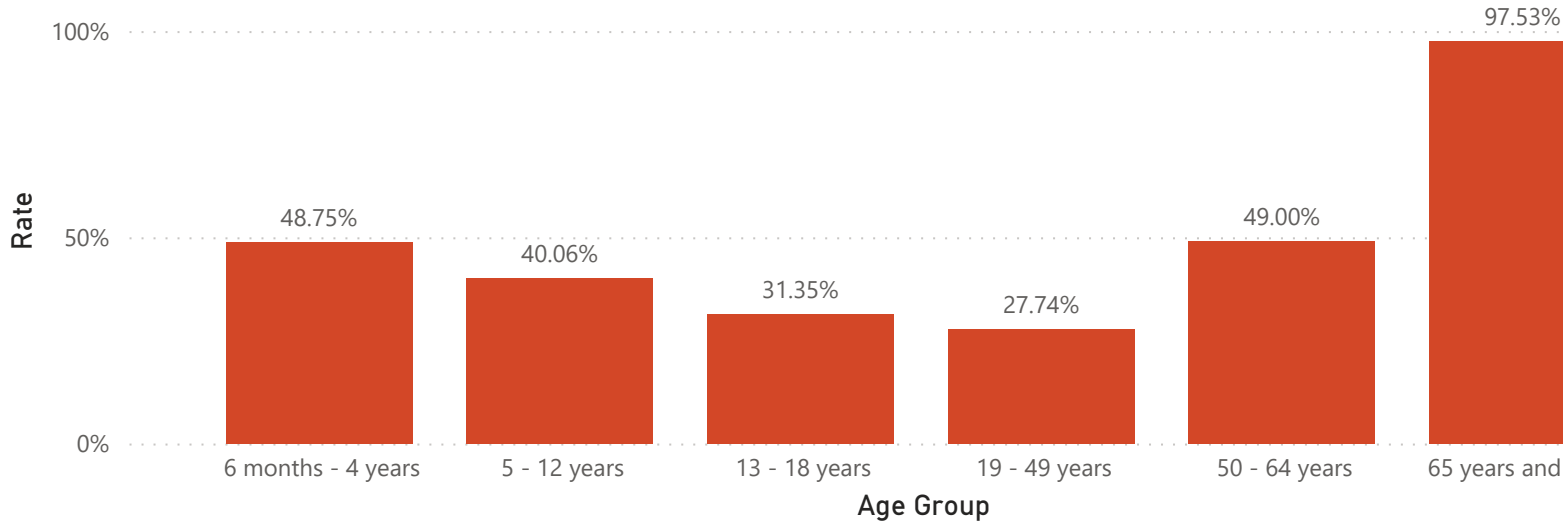
All

Age Group

- ADULT
- CHILD

County-level doses administered data includes all administered doses of flu vaccine documented in the NDIIS as given to an individual with an address in the North Dakota county, regardless of where the provider who administered the dose was located.

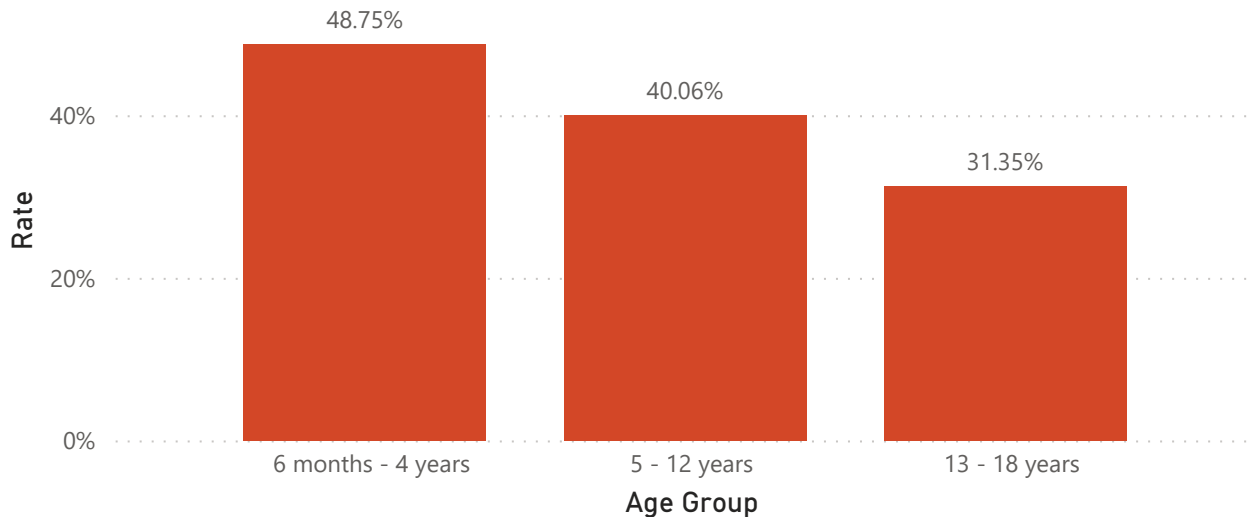
Statewide Flu Coverage for 2022-23 Season



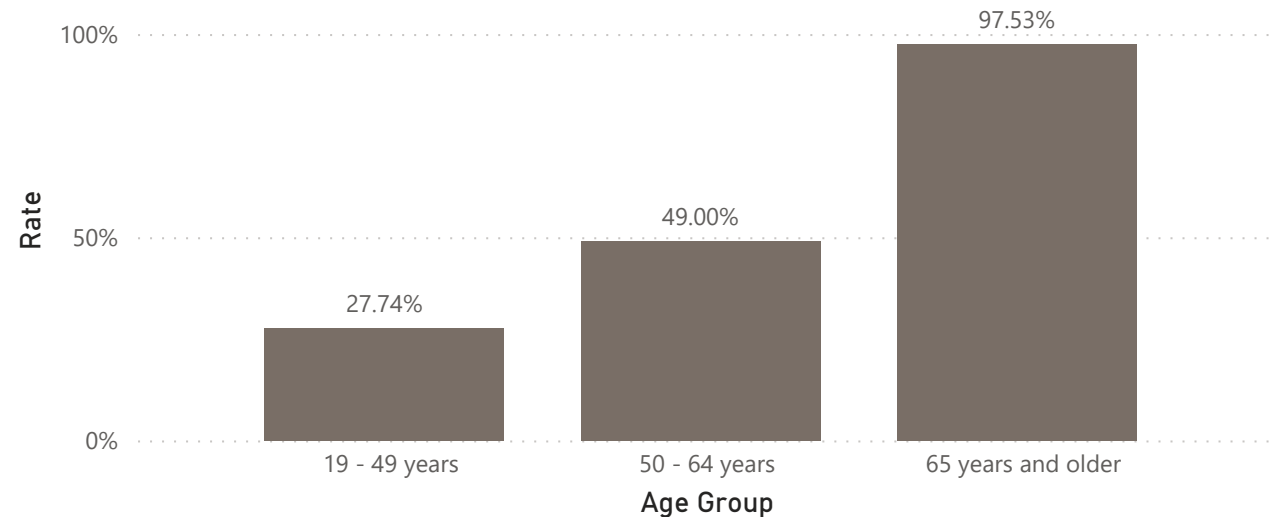
NDIIS data can also be used to estimate the percent of North Dakotans in each age group that have received at least one dose of influenza vaccine so far this flu season. NDIIS records included in **statewide coverage rates** must have a North Dakota address.

Adult immunizations do not have to be reported to the NDIIS so adult coverage rates may be higher.

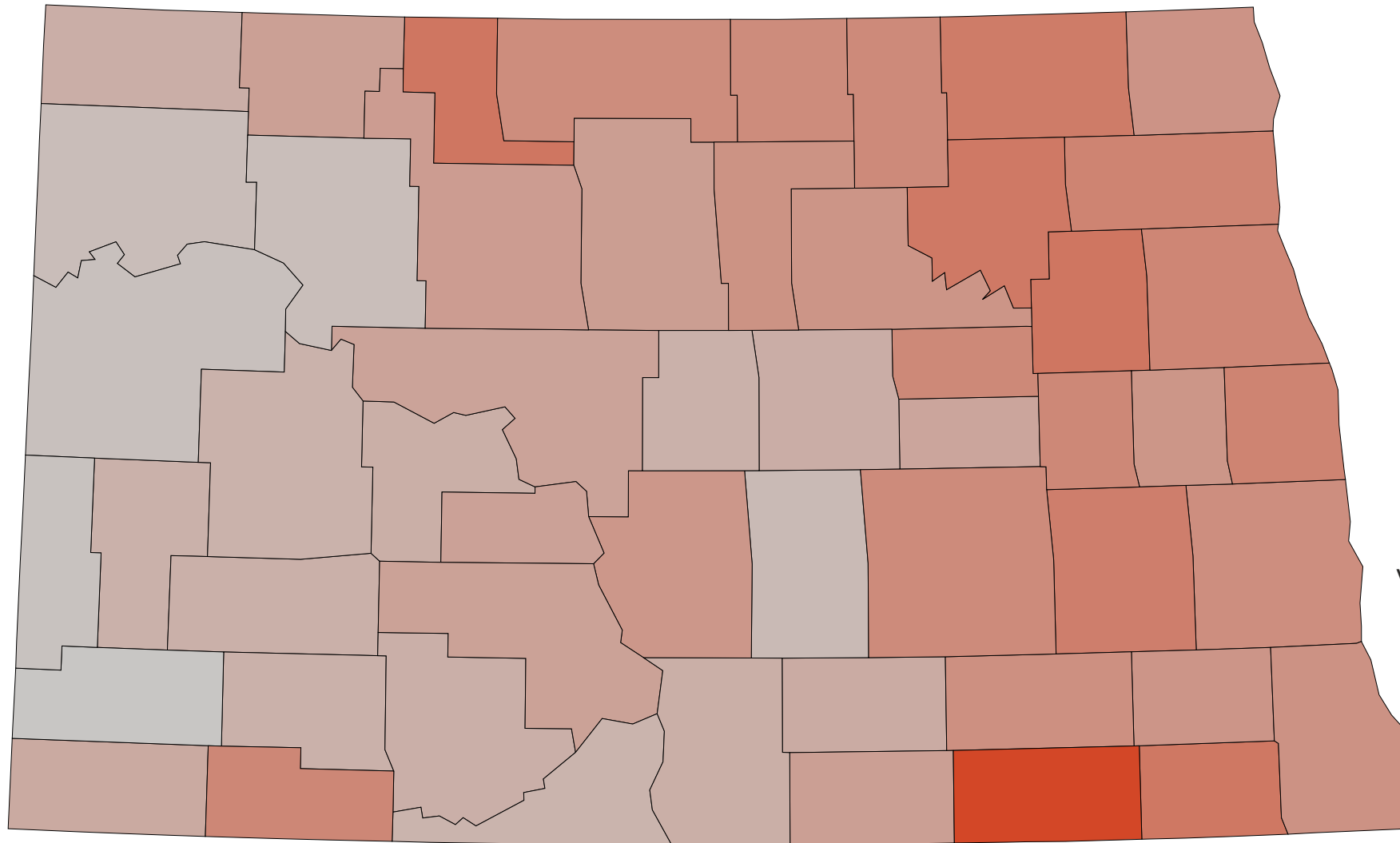
Statewide Flu Coverage for Children <= 18



Statewide Flu Coverage for Adults >= 19



Influenza Vaccine County Coverage Rates



Week Number

WEEK40

Age Group

All ND 6 months and older

County-level coverage rate data is calculated for the percent of North Dakotans in each age group that have received at least one dose of influenza vaccine so far this flu season and live in the selected North Dakota county.