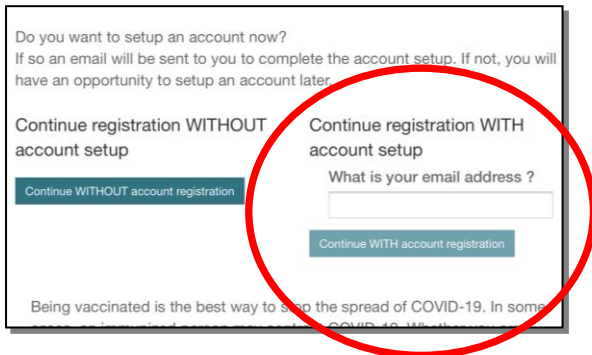
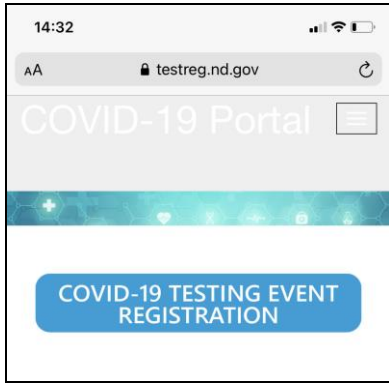


Citizen Portal – Screenshots

How to access results on the citizen portal.

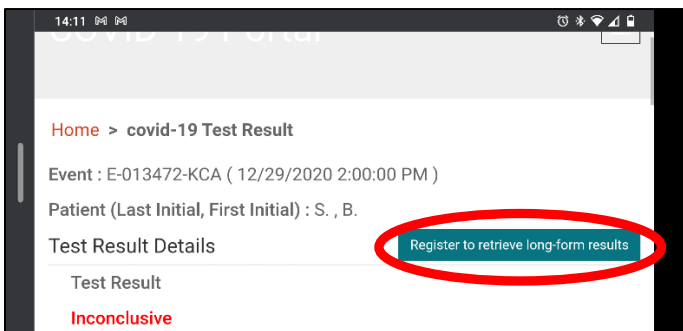
A citizen can setup an account to access their Rapid Antigen or PCR Covid-19 test report at two different times. Both steps will lead to the account setup process.

1. An account can be requested at the time of registration through testreg.nd.gov

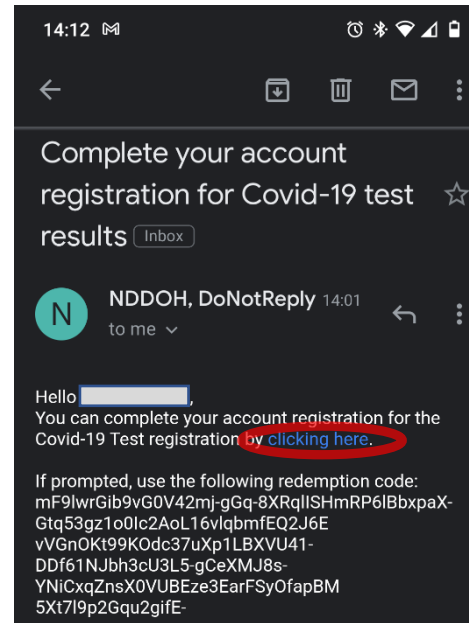


- 1.a. Or a request can be made at the time of automatic notification.

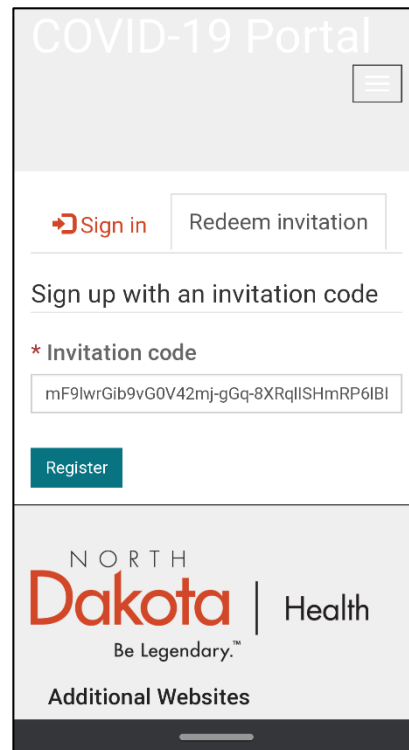
The email/text notification must be opened. On the screen communicating the test result there is a link to 'Register to retrieve long-form results'.



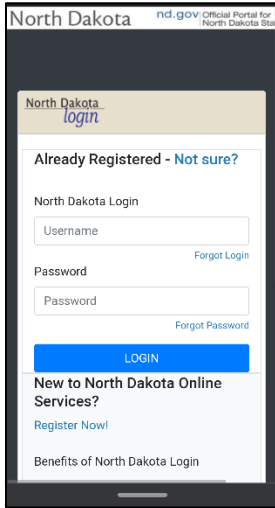
2. Once a request to create an account is made an email will be received.
 - a. Follow the directions of the email by selecting 'clicking here'.



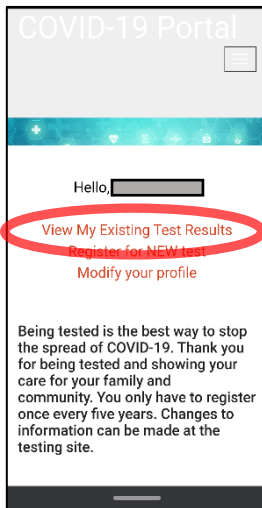
3. This website will open.
 - a. Select either 'Sign in' or 'Register'.



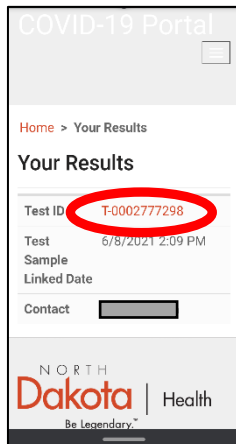
- If you do not know if you have an existing account, select 'Not sure?' to identify if your email is already associated with a NDLogin account. Or select 'Register Now!' for new accounts. Follow all other prompts as needed.



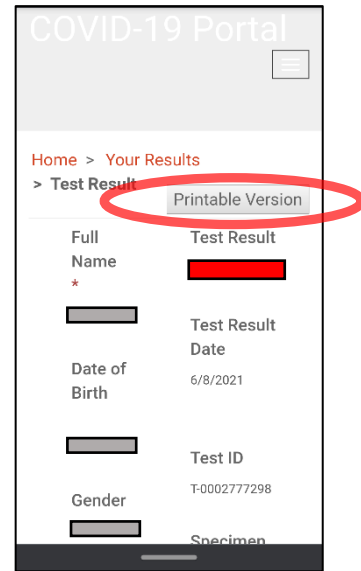
- Once logged in this is the first screen. Select 'View My Existing Test Results'.



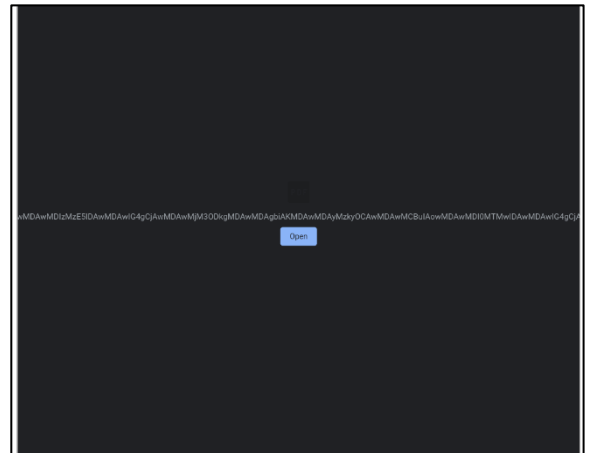
- To access the full form including printable version select the Test ID - Red Numbers.



- A 'long form' of the result will be visible including full name. For a printable lab report select 'Printable Version'.



- Click 'Open'



- A full Covid-19 lab report will open as a printable PDF.
- If you have questions-
 - With accessing a COVID-19 Test result,
 - fill out the [online travel survey](https://www.health.nd.gov/covidtravel) at <https://www.health.nd.gov/covidtravel>. Surveys will be answered Monday-Friday 8am to 5pm.
 - Or contact the North Dakota Department of Health at 701-204-6664 Monday-Friday 8am to 5pm.
 - With the NDLogin, contact the North Dakota Information Technology (NDIT) Service Desk at (877) 328-4470.