

TOPIC 11: PPE PART 3 – RESPIRATORS AND N95 USER SEAL CHECK



AGENDA

- Introductions
- Videos and Discussion
 - What is a Respirator?
 - What is an N95 Respirator?
 - How Do I Test the Seal on my N95?
- Reflection



LEARNING OBJECTIVES

- Describe one (1) job of a respirator.
- Describe two (2) aspects of N95s that ensure they protect the wearer from inhaling very small particles.
- Explain one (1) way to perform an N95 user seal check and why it is important.
- Discuss two (2) possible actions you can take if a leak in the N95 is detected.

ACKNOWLEDGEMENT

This Project Firstline Presentation is brought to you by the North Dakota Department of Health (NDDoH), Division of Infectious Diseases and Epidemiology, and presented by NDDoH COVID-19 Nurse Consultants. All presenters have been trained on Project Firstline materials in correlation with the Centers for Disease Control and Prevention (CDC).

INTRODUCTIONS

Please introduce yourself with:

- Your name
- Your role (e.g., organization, unit)
- Do you regularly wear respirators on the job?

WE ARE **PROJECT FIRSTLINE**

CS320316-1



INTRODUCTIONS



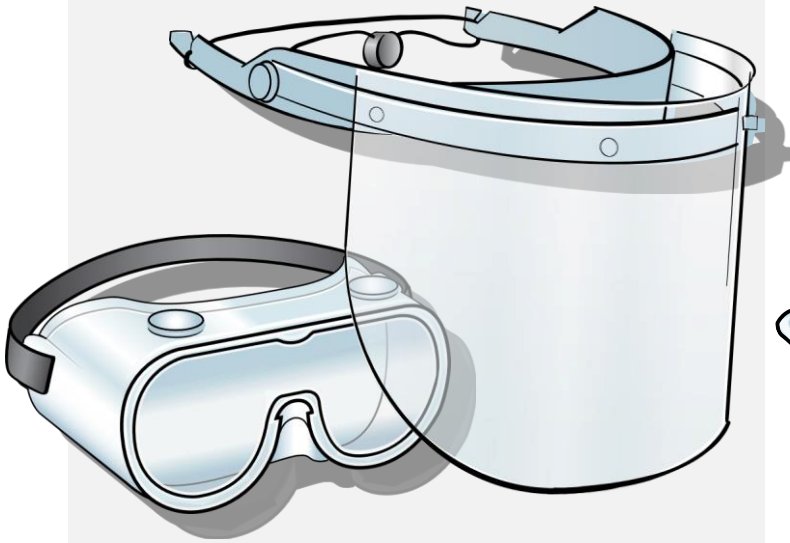
- Candy Wormsbecker, BSN, RN
- Minot, ND
- COVID 19 Nurse Consultant
- ICAR Facilitator
- Project Firstline Facilitator

INTRODUCTIONS

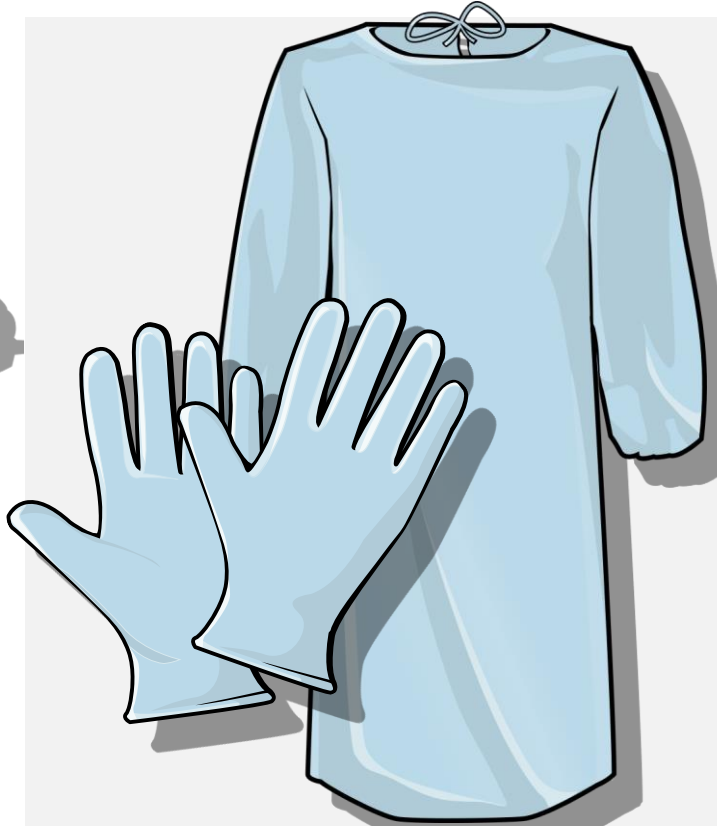


- COVID 19 Nurse Consultant
- Project Firstline Facilitator


RECOMMENDED PPE FOR COVID-19



Eye Protection



Gloves & Gown



Respirator

How do you use **respirators?**



RESPIRATORS

While watching the videos, jot down:

- A simple **definition** of a respirator
- **Three types** of respirators commonly used in healthcare
- A brief description of an **N95 Respirator**

INSIDE INFECTION CONTROL

WHAT IS A RESPIRATOR?

EPISODE 13



INSIDE INFECTION CONTROL

WHAT IS AN N95 RESPIRATOR?


EPISODE 14



What did you
learn about
respirators?




Frequently Asked Questions



MORE ABOUT N95s

N95 USER SEAL CHECK

- A **“user seal check”** makes sure you have a good seal every time you use your N95 so that all the air you’re breathing in passes through the filtering material and doesn’t leak in around the edges.




N95 USER SEAL CHECK

- Do a user seal check **every time you use your N95**, because it is possible to put on an N95 using the correct technique and still not have a good seal around the edges.

N95 USER SEAL CHECK

- Most of the time, the best way to check the seal is with a **“positive pressure” check**: gently breathe out while blocking the paths where air might escape to make sure there aren't any leaks around your face or in the filter itself.



CHECKING FOR LEAKS

What if you detect a leak in your N95?

- Use both hands to mold the metal nose strip to the bridge of your nose, starting from the top.
- Readjust the straps at the top and base of your head.
- If there is still a leak, you may need a new N95, a different size or model of N95, or a different type of respirator.

INSIDE INFECTION CONTROL

HOW DO I TEST THE SEAL ON MY N95?

EPISODE 15



N95 RESPIRATORS AND COVID-19

When to Wear an N95

- During care of those who are confirmed or are suspected to have COVID-19.
- During care of new admits who are unvaccinated and have not had COVID-19 in the past 90 days.
- When facility is in outbreak status or has ongoing transmission.
- When providing nebulizer or any aerosol generating procedure when county is in moderate to substantial transmission

SOURCE CONTROL

Source control options for HCP include:

- A NIOSH-approved N95 or equivalent or higher-level respirator OR
- A respirator approved under standards used in other countries that are similar to NIOSH-approved N95 filtering facepiece respirators (Note: These should not be used instead of a NIOSH-approved respirator when respiratory protection is indicated) OR
- A well-fitting facemask.

What did you
learn today?



Questions?



KEY TAKEAWAYS

- The job of a respirator is to keep you from breathing in things in the air that might hurt you, including germs.
- N95s, a type of respirator, are designed to filter out very small particles, including droplets, in the air.
- N95s work not only because of the filtering material but also because of how they fit, which ensures that all the air that you breathe in goes through the filter first and doesn't leak around the edges.

KEY TAKEAWAYS

- Do a “user seal check” every time you use your N95, because it is possible to put on an N95 using the correct technique and still not have a good seal around all the edges.
- If there’s a leak or bad seal, then it’s likely you’ll breathe in unfiltered air, which could have germs in it, from around the sides of the N95.
- Most of the time, the best way to check your seal is with a “positive pressure” check.

RESOURCES AND FUTURE TRAINING SESSIONS

Project Firstline on CDC:

https://www.cdc.gov/infection_control/projectfirstline/index.html

Project Firstline on Facebook:

<https://www.facebook.com/CDCProjectFirstline/>

Twitter:

https://twitter.com/CDC_Firstline

YouTube:

<https://www.youtube.com/playlist?list=PLvrp9iOILTQZQGtDnSDGViKDdRtlc13VX>

To sign up for Project Firstline e-mails, click here:

<https://www.cdc.gov/infectioncontrol/projectfirstline/index.html>

EVALUATION

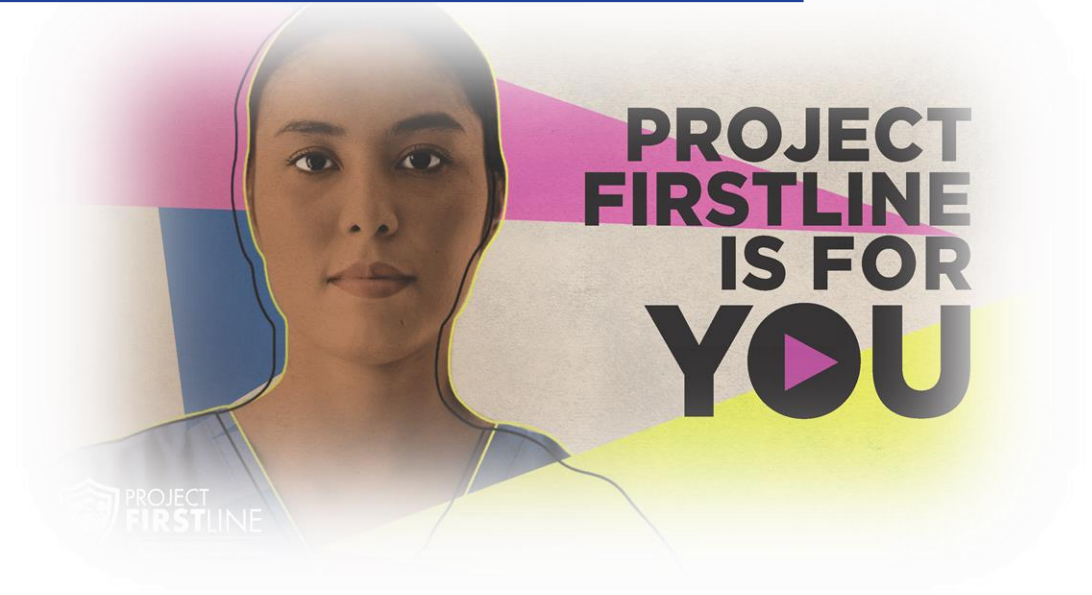
Take the end of course evaluation for CEU certificate:

https://ndhealth.co1.qualtrics.com/jfe/form/SV_5irJaiaKtKQ12ia

If you are a room moderator for a group in attendance, fill out the Group Attendance Form. EACH attendee will need to complete the evaluation form. Submit all forms to dohpfl@nd.gov for certificates.

Recordings can be found on:

www.health.nd.gov/projectfirstline



Questions? Email us: dohpfl@nd.gov

Call us: (701)-328-2378