

NORTH DAKOTA DEPARTMENT OF HUMAN SERVICES

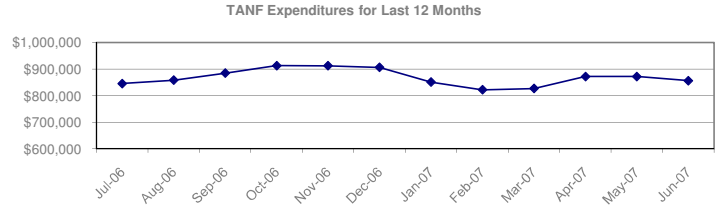
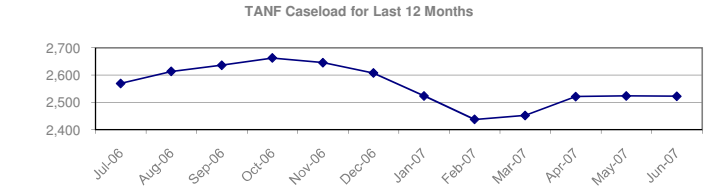
QUARTERLY BUDGET INSIGHT

FINAL BIENNIUM INFORMATION ON SELECTED DEPARTMENT PROGRAMS

JULY 2005 - JUNE 2007

Section 1: TEMPORARY ASSISTANCE FOR NEEDY FAMILIES (TANF) APPROPRIATION 2005-2007 BIENNIUM \$24,260,000

BUDGET (7/05-6/07)		ACTUAL (7/05-6/07)			
Monthly Avg Cases	Monthly Avg Cost per Case	Monthly Avg Cases	Monthly Avg Cost per Case	Spent to Date	Percent of Appropriation Used*
2,973	\$ 340	2,634	\$ 334	\$ 21,138,397	87.1%

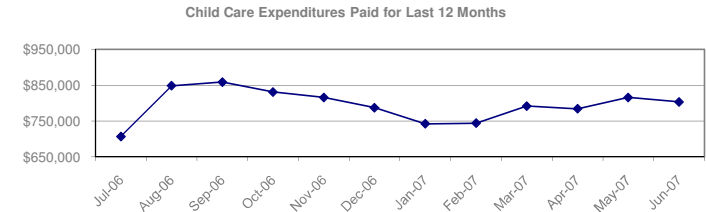
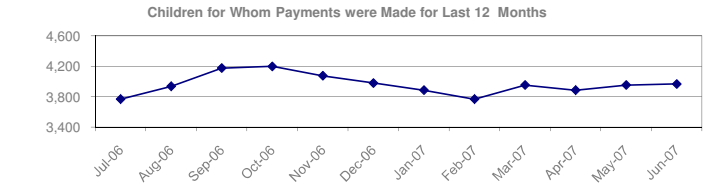


PROGRAM NOTES:

Average monthly TANF recipients:	6,825
Average number of children receiving TANF benefits:	4,836
Average number of child only cases:	679
Average number of individuals participating in work activities:	1,746
Amount of Child Support Collections used to pay TANF grants (see section 6):	\$4,056,936

Section 2: CHILD CARE ASSISTANCE (CCA) APPROPRIATION 2005-2007 BIENNIUM \$21,963,124

BUDGET (8/05-7/07)		ACTUAL (8/05-7/07)			
Monthly Avg Children for whom CCA paid	Monthly Avg Cost per Child	Monthly Avg Children for whom CCA paid	Monthly Avg Cost per Child	Spent to Date	Percent of Appropriation Used**
4,878	\$ 188	4,003	\$ 197	\$ 18,963,799	86.3%

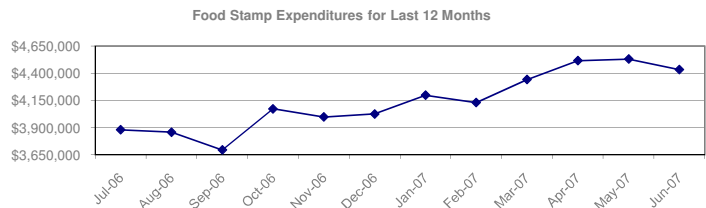
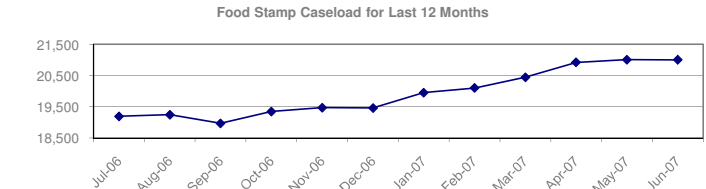


PROGRAM NOTES:

Average number of Non-TANF children:	2,924
Average number of TANF children:	880
Average number of families receiving payments:	2,476
Average payment per family:	\$319

Section 3: FOOD STAMPS APPROPRIATION 2005-2007 BIENNIUM \$105,840,659

BUDGET (7/05-6/07)		ACTUAL (7/05-6/07)			
Monthly Avg Cases	Monthly Avg Cost per Case	Monthly Avg Cases	Monthly Avg Cost per Case	Spent to Date	Percent of Appropriation Used*
21,799	\$ 202	19,570	\$ 203	\$ 95,360,800	90.1%



PROGRAM NOTES:

Average number of individuals receiving food stamps:	43,239
Average number of children under 18 receiving food stamps:	19,801
Average number of cases with an elderly person (60 or older) :	3,568
Average number of cases with earned income:	8,495

Simplified Reporting began November 1, 2006.

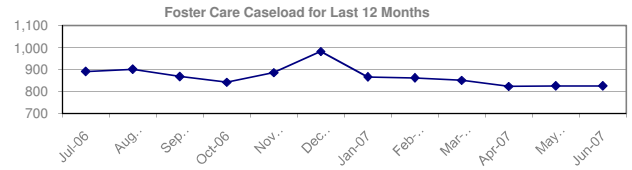
***Percent of Biennium Expired 100.0%** - Payments for TANF, Food Stamps, and Adoption are made at the beginning of the month for the current month. Payments for Foster Care are made the last day of the month for the current month. Therefore 24 months of payments have been made or 100.0% (24/24) of the biennium has expired.

****Percent of Biennium Expired 100.0%** - Payments for Child Care, Medical Assistance, and Long Term Care are made when a billing for the previous month's services have been received. Therefore approximately 24 months of payments have been made or 100.0% (24/24) of the biennium has expired.

**NORTH DAKOTA DEPARTMENT OF HUMAN SERVICES
 QUARTERLY BUDGET INSIGHT
 FINAL BIENNIUM INFORMATION ON SELECTED DEPARTMENT PROGRAMS
 JULY 2005 - JUNE 2007 (continued)**

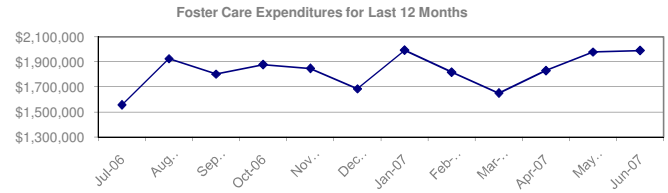
**Section 4: FOSTER CARE (MAINTENANCE AND REHAB)
 APPROPRIATION 2005-2007 BIENNIUM \$58,311,009**

BUDGET (7/05-6/07)		ACTUAL (7/05-6/07)			
Monthly Avg Cases	Monthly Avg Cost	Monthly Avg Cases	Monthly Avg Cost	Spent to Date	Percent of Appropriation Used *
1,114	Varied by placement	\$ 918	See program notes	\$ 52,628,160	90.3%



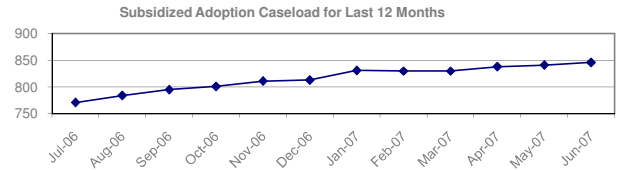
PROGRAM NOTES:

Average monthly cost foster care family homes (44% of caseload):	\$663
Average monthly cost therapeutic family foster care (21% of caseload):	\$4,686
Average monthly cost Residential Child Care Facilities/Group Homes (25% of caseload):	\$4,471
Average monthly cost Residential Treatment Centers: (10% of caseload):	\$9,414
Amount of Child Support Collections used to pay Foster Care grants (see section 6):	\$3,009,337



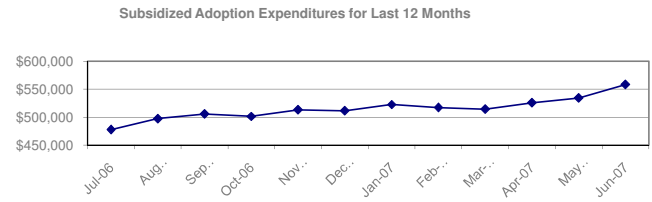
**Section 5: SUBSIDIZED ADOPTION FOR SPECIAL NEEDS CHILDREN
 APPROPRIATION 2005-2007 BIENNIUM \$10,970,862**

BUDGET (7/05-6/07)		ACTUAL (7/05-6/07)			
Monthly Avg Cases	Monthly Avg Cost	Monthly Avg Cases	Monthly Avg Cost	Spent to Date	Percent of Appropriation Used*
782	\$ 585	780	\$ 623	\$ 11,655,465	106.2%

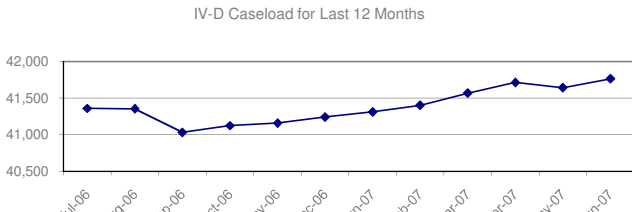
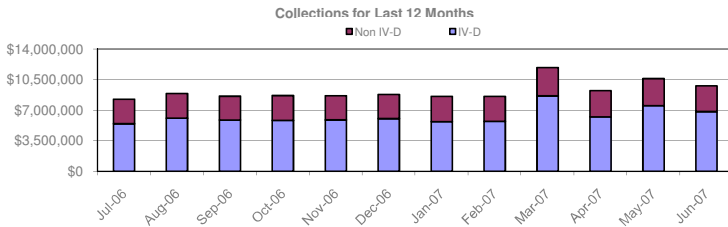


PROGRAM NOTES:

A special needs child is a child legally available for adoptive placement and who is seven years of age or older; under eighteen years of age with a physical, emotional, or mental disability or has been diagnosed to be a high risk for such a disability; a member of a minority; or a member of a sibling group.



Section 6 - CHILD SUPPORT ENFORCEMENT



Total Collections for Last 12 Months \$110,605,324

% of Collections Received from

-IV-D clients	68.5%
-Non-IV-D clients	<u>31.5%</u>
	100.0%

Collections Distributed to

-TANF Grant Program (see section 1)	1.5%
-Foster Care Program (see section 4)	1.6%
-Federal government reimbursement	3.1%
-IV-D Families	41.9%
-Non-IV-D Families	31.5%
-Other States	5.3%
-Other	<u>15.1%</u>
	100.0%

PROGRAM NOTES:

A IV-D case is any case in which the custodial parent has assigned their rights to receive support payments to the State as a condition of receiving public assistance or has filed as application for services provided by the Child Support Enforcement Agency

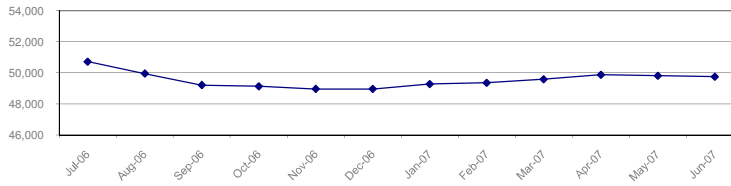
A Non-IV-D case is any case in which the custodial parent has neither assigned their right to receive support over to the State nor has filed an application for services provided by the Child Support Enforcement Agency or once had a IV-D case which was subsequently closed.

***Percent of Biennium Expired 100.0%** - Payments for TANF, Food Stamps, and Adoption are made at the beginning of the month for the current month. Payments for Foster Care are made the last day of the month for the current month. Therefore 24 months of payments have been made or 100.0% (24/24) of the biennium has expired.

**NORTH DAKOTA DEPARTMENT OF HUMAN SERVICES
QUARTERLY BUDGET INSIGHT
FINAL BIENNIUM INFORMATION ON SELECTED DEPARTMENT PROGRAMS
JULY 2005 - JUNE 2007 (continued)**

**Section 7 - MEDICAID ELIGIBLES
2005 - 2007 BIENNIUM**

Medicaid Eligibles for the Last 12 Months



Note: Eligibles include all Medical Assistance and Long Term Care Continuum Medicaid eligibles with the exception of SPED, Expanded SPED and Basic Care.

Approximately 51% of the above eligibles are under the age of 21, 16% are disabled and 12% are classified as Aged.

**Section 8 - MEDICAL ASSISTANCE
APPROPRIATION 2005 - 2007 BIENNIUM \$381,532,375**

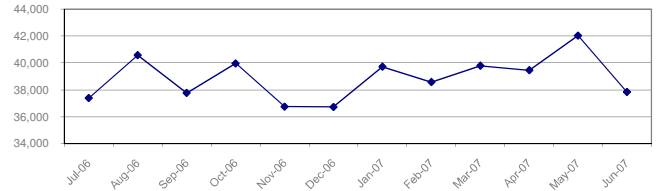
Service	Actual Paid (8/05-7/07)			
	Monthly Average Number of People Receiving	Monthly Average Cost Per Person	Spent to Date	Percentage of Appropriation Used to Date**
Inpatient Hospital	876	4,376	91,995,648	113.8%
Outpatient Hospital	5,673	326	44,440,496	110.0%
Physician	16,605	137	54,513,116	97.5%
Net Drugs (Includes Rebates)	17,895	112	48,060,074	78.0%
Dental	2,861	179	12,258,455	92.3%
Healthy Steps	3,575	180	15,441,449	127.9%
Other	--	--	90,461,114	71.4%
Total Medical Assistance Expenditures to Date ¹			357,170,352	93.6%

¹ Due to system problems the Total Medical Assistance Expenditures for the Biennium are understated.

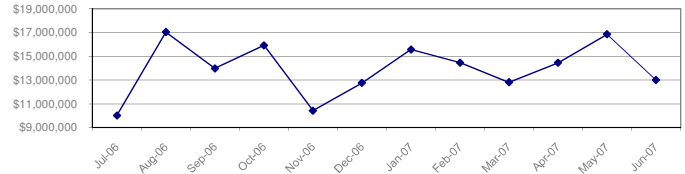
PROGRAM NOTES:

Provider payouts made in July 2007 totaling \$7,434,733 are not reflected in the figures above. The addition of these payouts would bring the total for the biennium to \$364,605,085 and Appropriation Used to 95.6%.

Recipient Claims Paid for Medical Assistance for the Last 12 Months



Medical Assistance Expenditures for the Last 12 Months



**Section 9 - LONG TERM CARE CONTINUUM
APPROPRIATION 2005 - 2007 BIENNIUM \$382,405,933**

Service	Budget (8/05-7/07)		Actual Paid (8/05-7/07)			
	Monthly Average Number of People Receiving	Monthly Average Cost Per Person	Monthly Average Number of People Receiving	Monthly Average Cost Per Person	Spent to Date	Percentage of Appropriation Used to Date**
Nursing Homes (& Hospice)	3,600	3,924	3,800	3,602	328,453,380	98.1%
Basic Care	457	1,201	470	1,109	12,043,088	92.7%
SPED	1,458	366	1,336	307	10,671,245	94.7%
Expanded SPED	198	172	126	183	505,077	61.0%
TBI - Waiver	49	2,402	27	2,657	1,633,860	57.0%
Aged & Disabled Waiver	439	333	243	421	2,366,526	69.6%
Targeted Case Management	503	169	356	107	880,177	42.6%
Personal Care Option	707	903	564	1,173	13,733,939	97.7%
Total Long-Term Care Continuum Expenditures to Date ¹					370,287,292	96.8%

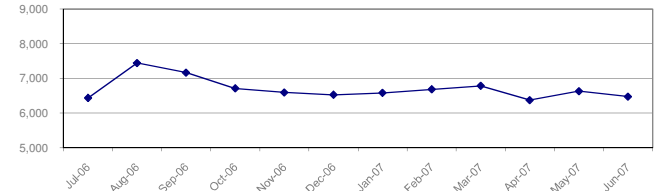
¹ Due to system problems the Total Long Term Care Expenditures for the Biennium are understated.

PROGRAM NOTES:

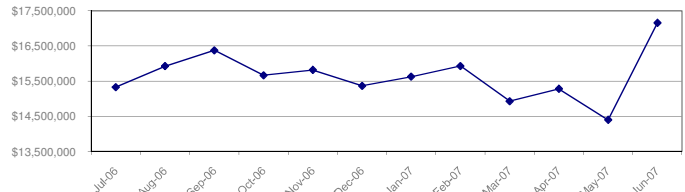
The Nursing Home rates are adjusted on January 1st of each year.

Provider payouts made in July 2007 totaling \$2,069,801 are not reflected in the figures above. The addition of these payouts would bring the total for the biennium to \$372,357,093 and Appropriation Used to 97.4%.

Recipient Claims Paid for the Long Term Care Continuum for the Last 12 Months



Long Term Care Continuum Expenditures for the Last 12 Months



****Percent of Biennium Expired 100.0%** - Payments for Child Care, Medical Assistance, and Long Term Care are made when a billing for the previous month's services have been received. Therefore approximately 24 months of payments have been made or 100.0% (24/24) of the biennium has expired.

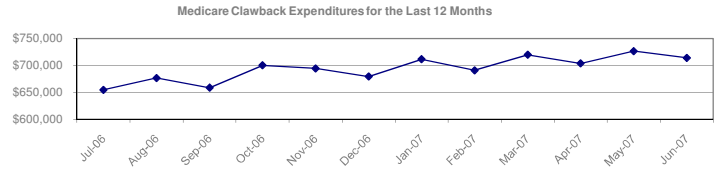
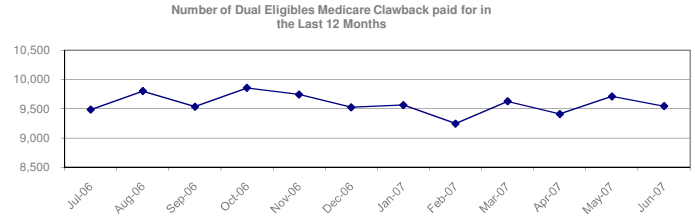
NORTH DAKOTA DEPARTMENT OF HUMAN SERVICES
QUARTERLY BUDGET INSIGHT
FINAL BIENNIUM INFORMATION ON SELECTED DEPARTMENT PROGRAMS
JULY 2005 - JUNE 2007 (continued)

Section 10 - MEDICARE CLAWBACK
APPROPRIATION 2005 - 2007 BIENNIUM \$15,851,709

Budget (8/05-7/07)		Actual Paid (8/05-7/07)			
Monthly Average Number of People Receiving	Monthly Average Cost Per Person	Monthly Average Number of People Receiving	Monthly Average Cost Per Person	Spent to Date	Percentage of Appropriation Used to Date**
10,962	77	9,522	71	12,222,366	77.1%

PROGRAM NOTES:

The first Medicare Clawback payment was due in January 2006, therefore the biennium appropriation is for only 18 months and 18 payments have been made or 100.0% (18/18) of the biennium has expired.



**Percent of Biennium Expired 100.0% - Payments for the Medicare Clawback are made when a billing for the previous month's services have been received. Therefore approximately 18 months of payments have been made or 100.0% (18/18) of the biennium has expired.