

NORTH DAKOTA MINI EPIDEMIOLOGICAL PROFILE

UNDERAGE DRINKING

Compiled and Developed by:
*The North Dakota State Epidemiological
Outcomes Workgroup*

September 2016

Recommended citation:

Department of Human Services, Behavioral Health Division. (2016). North Dakota Mini Epidemiological Profile: Underage Drinking in North Dakota. Bismarck, ND.

Contact Information:

North Dakota Department of Human Services
Behavioral Health Division
1237 West Divide Avenue, Suite 1C
Bismarck, ND 58501-1208
Phone: (701) 328-8920
Toll Free: (800) 755-2719
Fax: (701) 328-8969
Email: ndprmc@nd.gov
Web: www.prevention.nd.gov/data

Table of Contents

I. EXECUTIVE SUMMARY	5
A. Youth (12-20 Years)	5
B. Middle School Students (Grades 7-8).....	5
C. High School Students (Grades 9-12).....	5
D. College Students	5
II. DATA PRESENTATION	6
A. Prevalence/Consumption	6
1. Current Alcohol Use	6
1.1. Youth (12-20 Years).....	6
1.2. High School Students (Grades 9-12)	9
1.3. College Students (Under 21 Years)	12
2. Ever Alcohol Use	13
2.1. Middle School Students (Grades 7-8).....	13
2.2. High School Students (Grades 9-12)	16
B. Root Causes.....	19
1. Age of Initiation.....	19
1.1. Middle School Students (Grades 7-8).....	19
1.2. High School Students (Grades 9-12)	22
1.3. College Students.....	25
2. Access.....	26
2.1 High School Students (Grades 9-12)	26
2.2. College Students (Under 21 Years)	27
3. Attitudes Toward Alcohol Use.....	29

C. Consequences	30
1. Alcohol Dependence or Abuse	30
1.1. Youth (12-17 Years).....	30
2. Driving and driving.....	32
2.1. High School Students (Grades 9-12)	32
3. DUI Arrests	35
4. Liquor Law Violations	36
5. Juvenile Court Referrals	37
6. Attended School Under Influence	38
6.1. High School Students (Grades 9-12)	38
7. Suspension/Expulsion for Alcohol Incidents	41
8. Cost.....	42
III. APPENDICES	44
A. Figures	44
IV. REFERENCES	47

I. EXECUTIVE SUMMARY

Included are selections of key findings from the 2016 Underage Drinking Mini Epidemiological Profile. It is important to note i) this section is not intended to be exhaustive, and ii) statistical tests are not used to assess whether differences are significant.

A. YOUTH (12-20 YEARS)

- In 2013-2014, 28.4 percent of North Dakotans ages 12-20 consumed one or more alcoholic drinks during the 30 days before the survey (NSDUH, 2014).

B. MIDDLE SCHOOL STUDENTS (GRADES 7-8)

- In 2015, 21 percent of North Dakota middle school students had at least one drink of alcohol on at least one day during their life, down from 28.2 percent in 2011 (YRBS, 2015).
- In 2015, 6.5 percent of North Dakota middle school students reporting having their first drink before the age of 11, down from 9.9 percent in 2011 (YRBS, 2015).

C. HIGH SCHOOL STUDENTS (GRADES 9-12)

- The percentage of North Dakota high school students who reported having one or more drinks of alcohol during the past 30 days, decreased from 60.5 percent in 1999, to 30.8 percent in 2015 (YRBS, 2015).
- The percentage of North Dakota high school students who reported having at least one drink of alcohol on at least one day during their life, decreased from 73.9 percent in 2007 to 62.1 percent in 2015 (YRBS, 2015).
- The percentage of North Dakota high school students who reported having their first drink before the age of 13, decreased from 32.3 percent in 1995, to 12.4 percent in 2015. (YRBS, 2015).

D. COLLEGE STUDENTS

- The percentage of North Dakota college students, under 21 years of age, who reported consuming one or more drinks of alcohol during the 30 days before the survey, decreased from 67.7 percent in 2008, to 60.9 percent in 2014 (NDUS NDCORE, 2014).
- The percentage of North Dakota college students who reported having their first drink before the age of 13, decreased from 15.2 percent in 1994, to 8.2 percent in 2014 (NDUS NDCORE, 2014).

II. DATA PRESENTATION

A. PREVALENCE/CONSUMPTION

1. CURRENT ALCOHOL USE

1.1. Youth (12-20 Years)

Chart: Alcohol Use (Past 30 Days), Youth (12-20 Years), North Dakota, 2010-2014

Data Source: National Survey on Drug Use and Health (NSDUH)

Definition: “Current alcohol use” is defined as consuming one or more drinks during the 30 days before the survey.

Notable Findings for North Dakota:

- In 2013-2014, 28.4 percent of North Dakotans ages 12-20 consumed one or more alcoholic drinks during the 30 days before the survey.

Figure 1. Alcohol Use (Past 30 Days), Youth (12-20 Years), North Dakota, 2010-2014

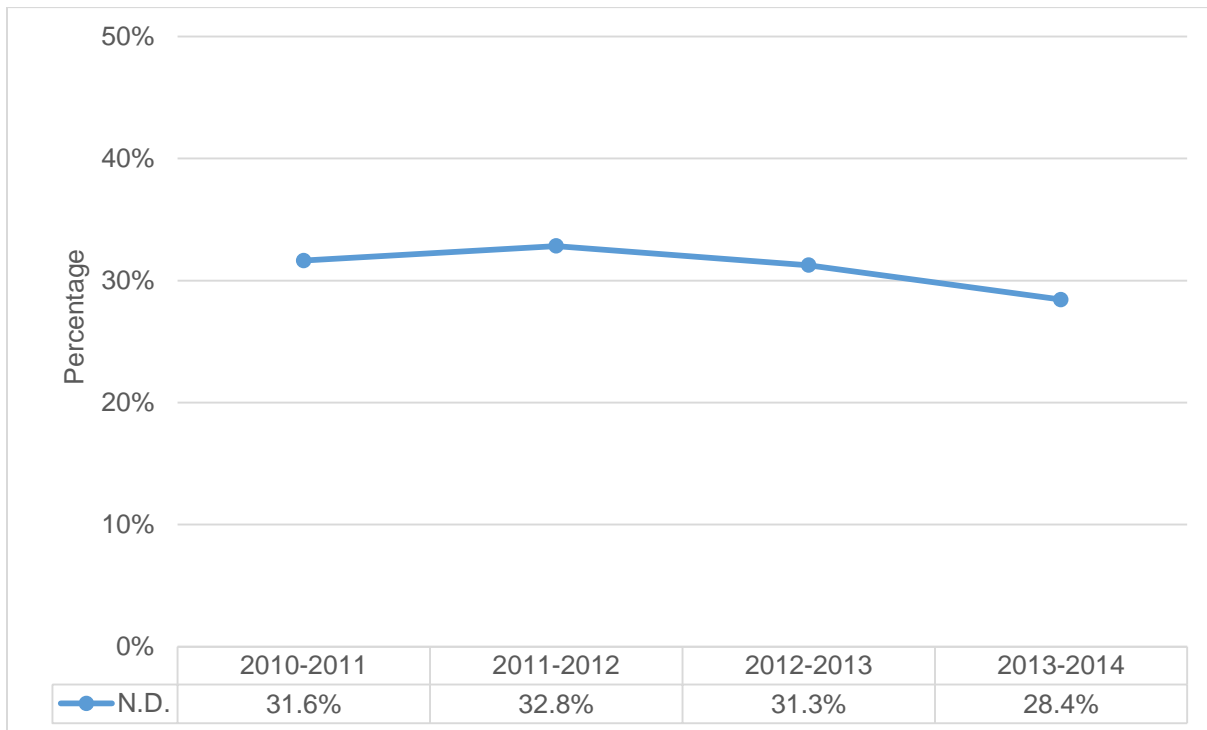


Chart: Alcohol Use (Past 30 Days), Youth (12-17 Years), North Dakota and United States, 2008-2014

Data Source: National Survey on Drug Use and Health (NSDUH)

Definition: “Current alcohol use” is defined as consuming one or more drinks during the 30 days before the survey.

Notable Findings for North Dakota:

- In 2013-2014, 10.9 percent of North Dakotans ages 12-17 consumed one or more alcoholic drinks during the 30 days before the survey.

Figure 2. Alcohol Use (Past 30 Days), Youth (12-17 Years), North Dakota and United States, 2008-2014

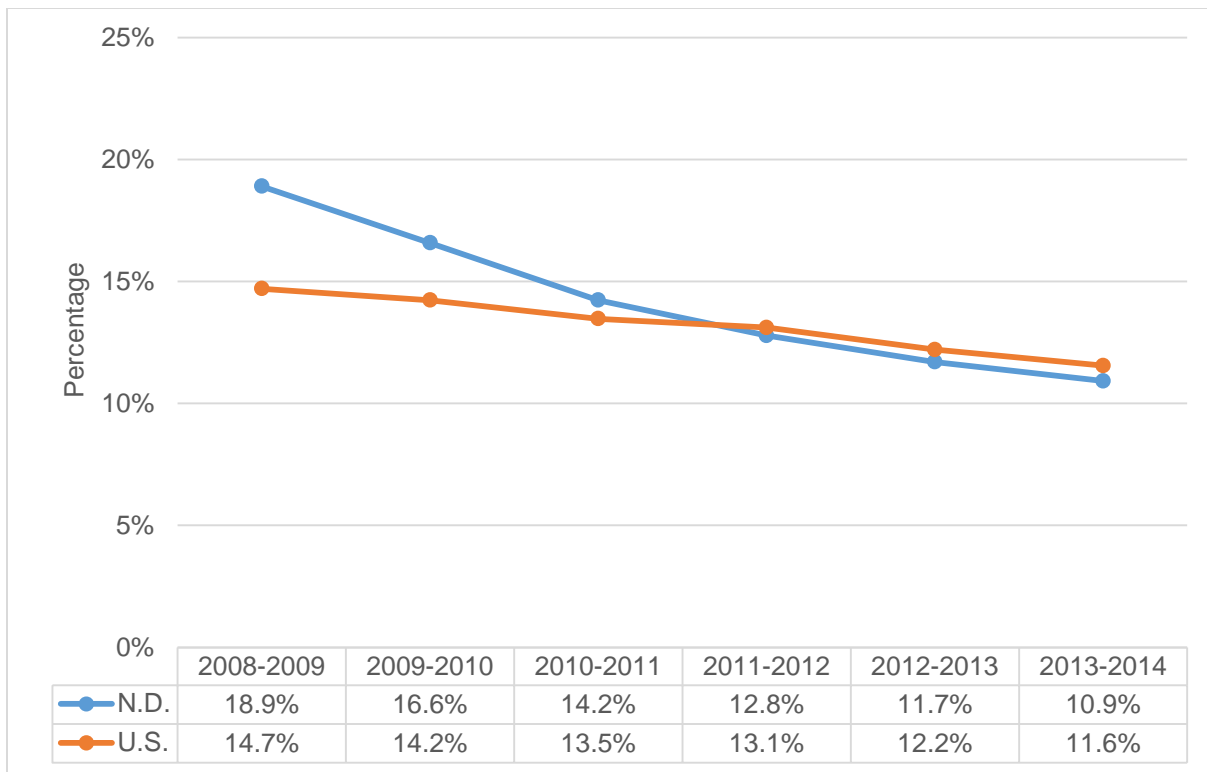


Chart: Alcohol Use (Past 30 Days), Youth (12-17 Years), *by State*, 2013-2014

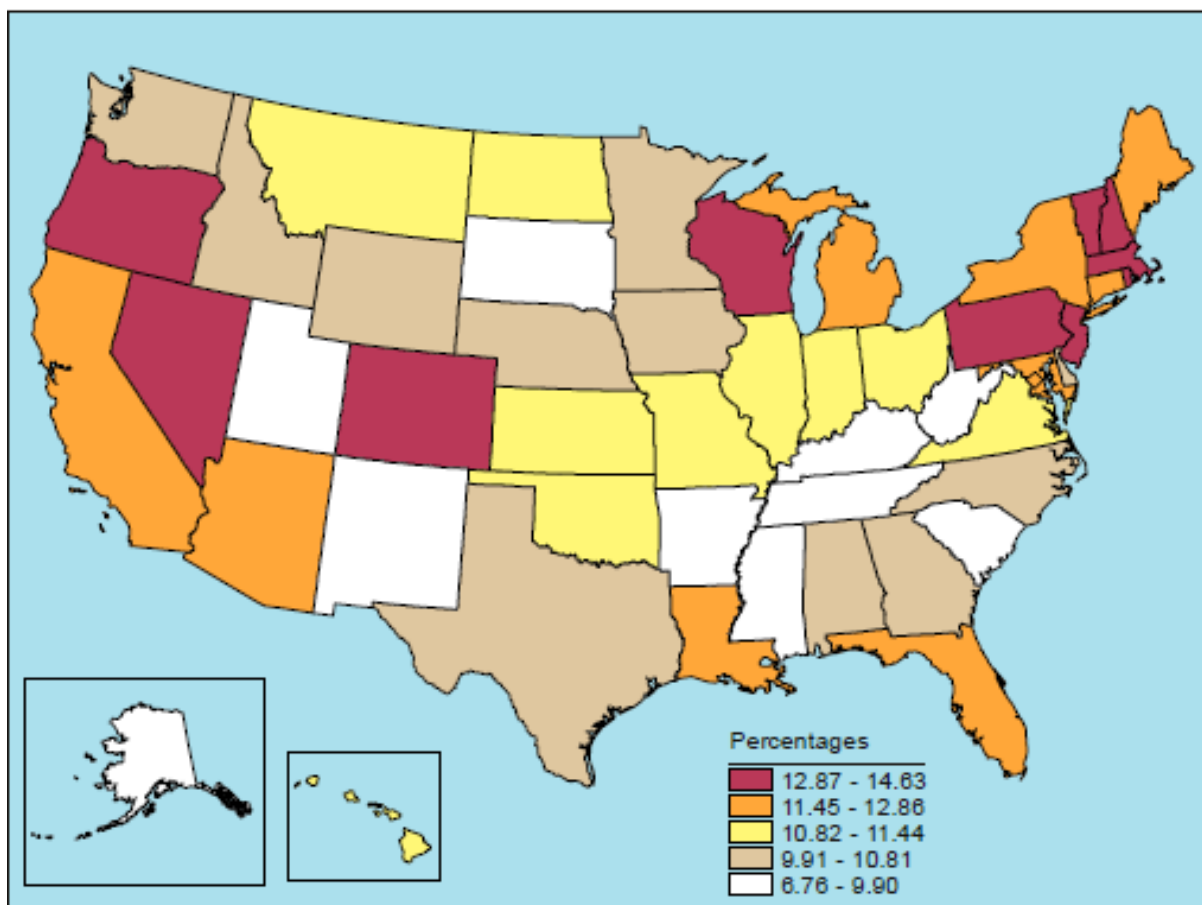
Data Source: National Survey on Drug Use and Health (NSDUH)

Definition: “Current alcohol use” is defined as consuming one or more drinks during the 30 days before the survey.

Notable Findings for North Dakota:

- In 2013-2014, North Dakota had a higher prevalence than South Dakota, of individuals consuming one or more drinks of alcohol during the 30 days before the survey, among individuals ages 12-17.

Figure 3. Alcohol Use (Past 30 Days), Youth (12-17 Years), *by State*, 2013-2014



Note: Adapted from NSDUH (2014). South Dakota was selected as a comparison state, due to the similarities in location, size, demographics, economics, and culture, to North Dakota.

1.2. High School Students (Grades 9-12)

Chart: Alcohol Use (Past 30 Days), High School Students (Grades 9-12), North Dakota and United States, 1999-2015

Data Source: Youth Risk Behavior Survey (YRBS)

Definition: “Current alcohol use” is defined as consuming one or more alcoholic drinks during the 30 days before the survey. The question is worded, “During the past 30 days, on how many days did you have at least one drink of alcohol?”

Notable Findings for North Dakota:

- In 2015, 30.8 percent of North Dakota high school students consumed one or more alcoholic drinks during the 30 days before the survey.

Figure 4. Alcohol Use (Past 30 Days), High School Students (Grades 9-12), North Dakota and United States, 1999-2015

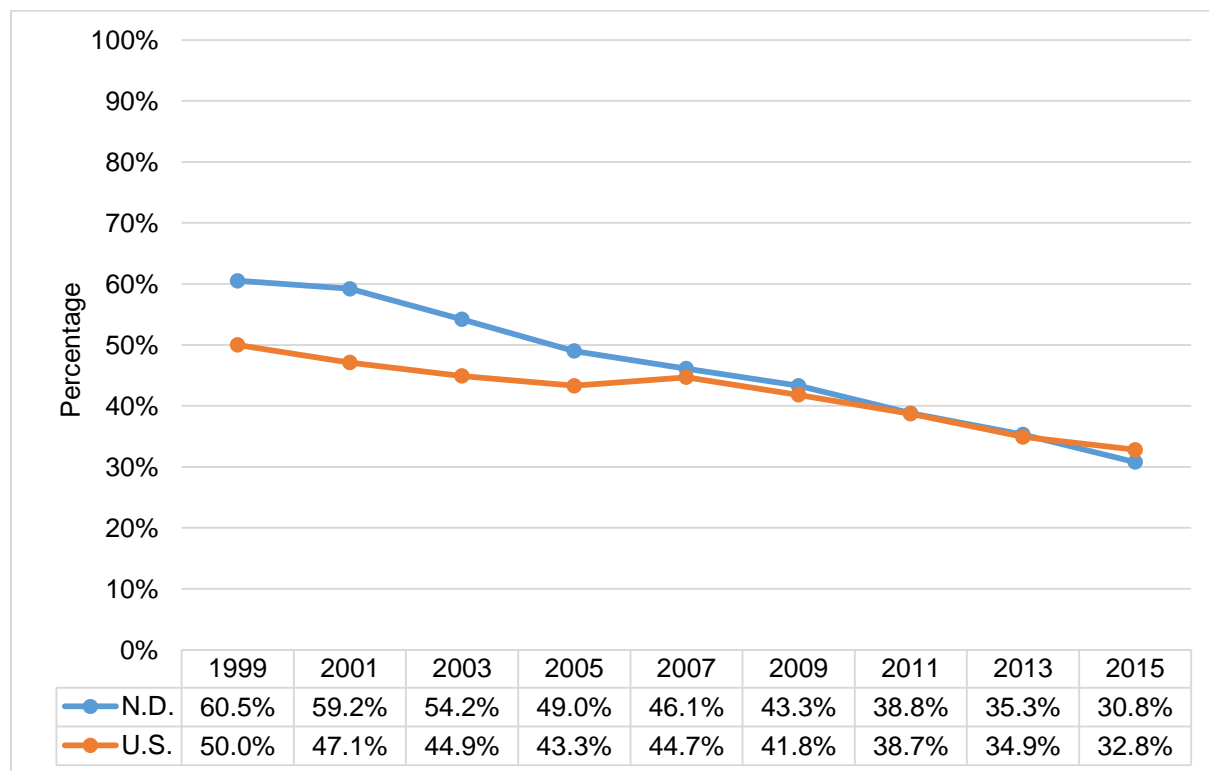


Chart: Alcohol Use (Past 30 Days), High School Students (Grades 9-12), *by Gender*, North Dakota, 1999-2015

Data Source: Youth Risk Behavior Survey (YRBS)

Definition: “Current alcohol use” is defined as consuming one or more alcoholic drinks during the 30 days before the survey. The question is worded, “During the past 30 days, on how many days did you have at least one drink of alcohol?”

Notable Findings for North Dakota:

- In 2015, 29.6 percent of female and 31.9 percent of male North Dakota high school students consumed one or more alcoholic drinks during the 30 days before the survey.

Figure 5. Alcohol Use (Past 30 Days), High School Students (Grades 9-12), *by Gender*, North Dakota, 1999-2015

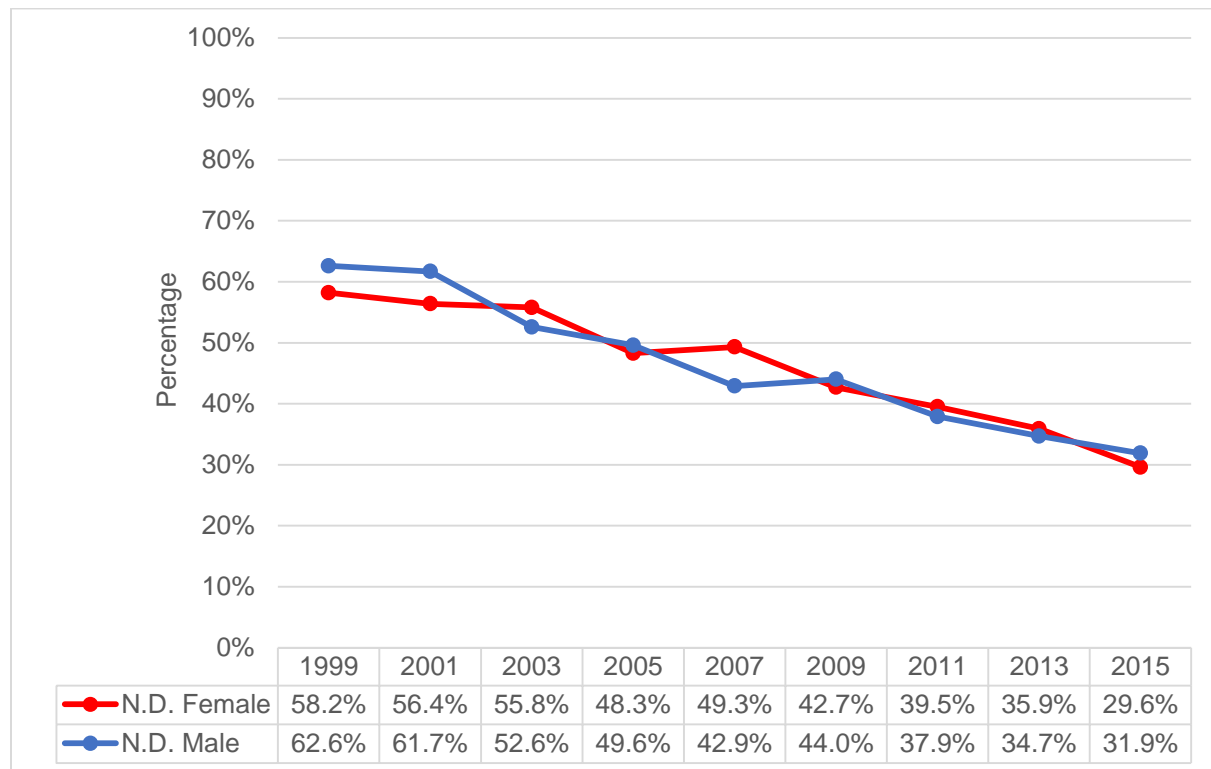


Chart: Alcohol Use (Past 30 Days), High School Students (Grades 9-12), *by Grade*, North Dakota, 2009-2015

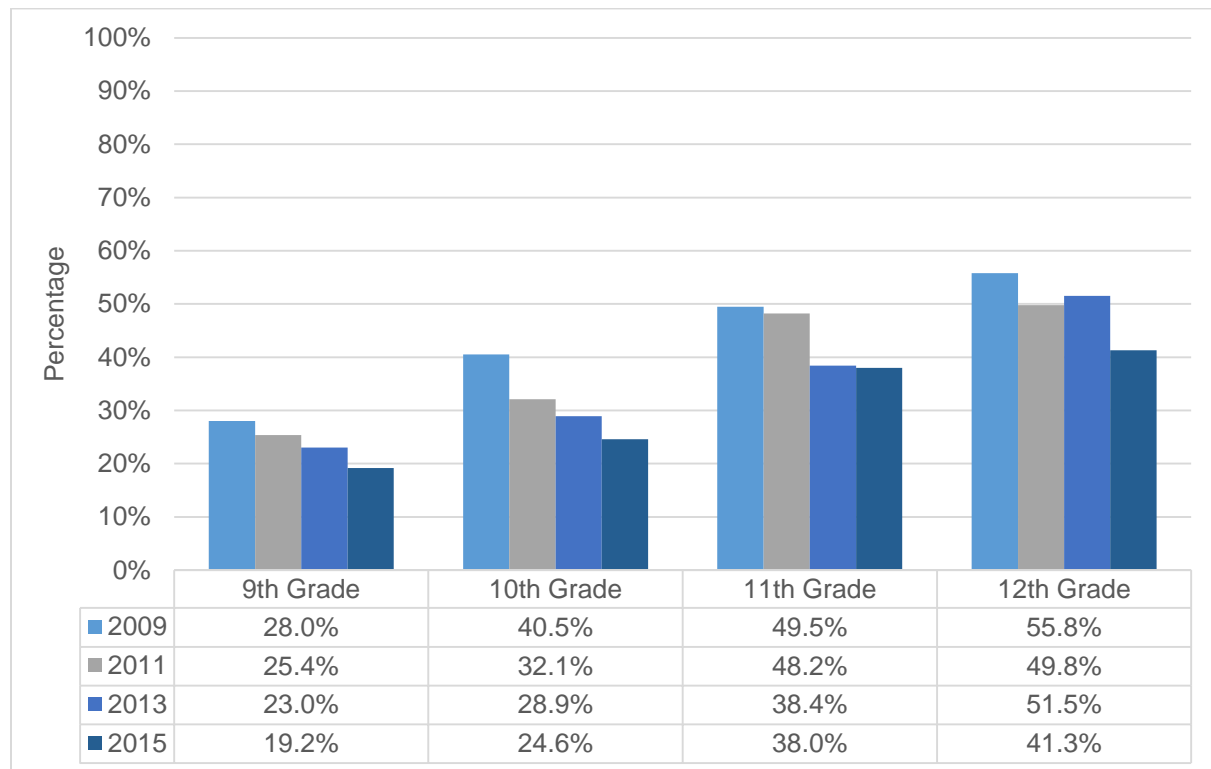
Data Source: Youth Risk Behavior Survey (YRBS)

Definition: “Current alcohol use” is defined as consuming one or more alcoholic drinks during the 30 days before the survey. The question is worded, “During the past 30 days, on how many days did you have at least one drink of alcohol?”

Notable Findings for North Dakota:

- In 2015, 19.2 percent of ninth graders and 41.3 percent of twelfth graders in North Dakota reported consuming one or more alcoholic drinks during the 30 days before the survey.

Figure 6. Alcohol Use (Past 30 Days), High School Students (Grades 9-12), *by Grade*, North Dakota, 2009-2015



1.3. College Students (Under 21 Years)

Chart: Alcohol Use (Past 30 Days), College Students (Under 21 Years), North Dakota and United States, 2008-2014

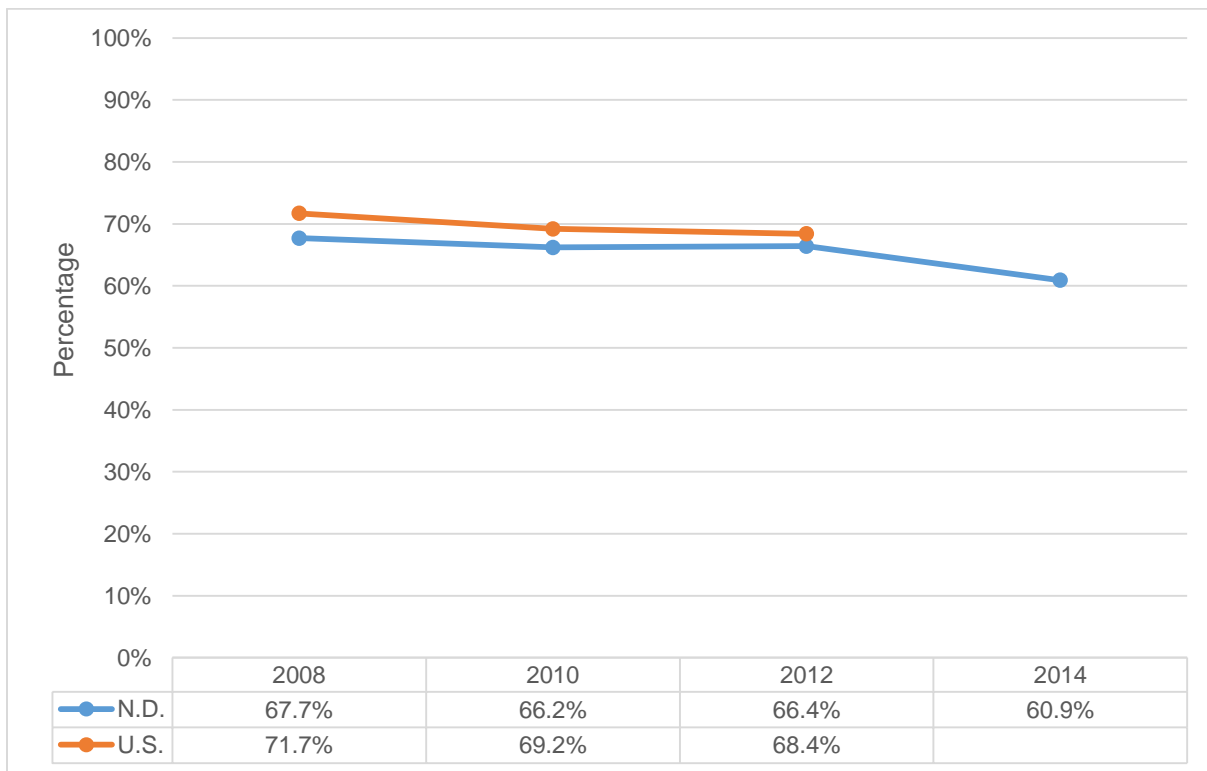
Data Source: North Dakota University System, NDCORE (NDUS NDCORE)

Definition: “Current alcohol use” is defined as consuming one or more drinks during the 30 days before the survey.

Notable Findings for North Dakota:

- In 2014, 60.9 percent of North Dakota college students under 21 years of age reported consuming one or more drinks of alcohol during the 30 days before the survey.

Figure 7. Alcohol Use (Past 30 Days), College Students (Under 21 Years), North Dakota and United States, 2008-2014



2. EVER ALCOHOL USE

2.1. Middle School Students (Grades 7-8)

Chart: Ever Alcohol Use, Middle School Students (Grades 7-8), North Dakota, 2011-2015

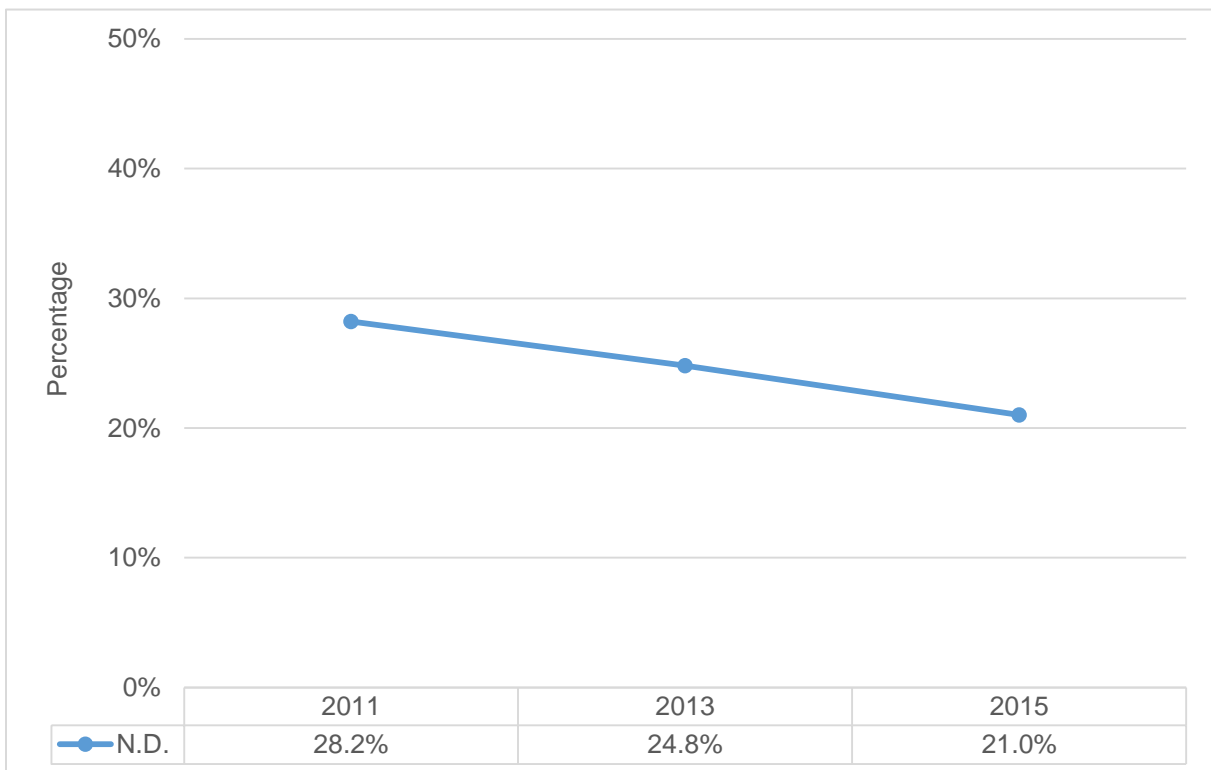
Data Source: Youth Risk Behavior Survey (YRBS)

Definition: The question is worded, “Have you ever had a drink of alcohol, other than a few sips?”

Notable Findings for North Dakota:

- In 2015, 21 percent of North Dakota middle school students had at least one drink of alcohol on at least one day during their life.

Figure 8. Ever Alcohol Use, Middle School Students (Grades 7-8), North Dakota, 2011-2015



Note: Data not available for the United States.

Chart: Ever Alcohol Use, Middle School Students (Grades 7-8), *by Gender*, North Dakota, 2011-2015

Data Source: Youth Risk Behavior Survey (YRBS)

Definition: The question is worded, “Have you ever had a drink of alcohol, other than a few sips?”

Notable Findings for North Dakota:

- In 2015, 21.3 percent of female and 20.6 percent of male North Dakota middle school students had at least one drink of alcohol on at least one day during their life.

Figure 9. Ever Alcohol Use, Middle School Students (Grades 7-8), *by Gender*, North Dakota, 2011-2015

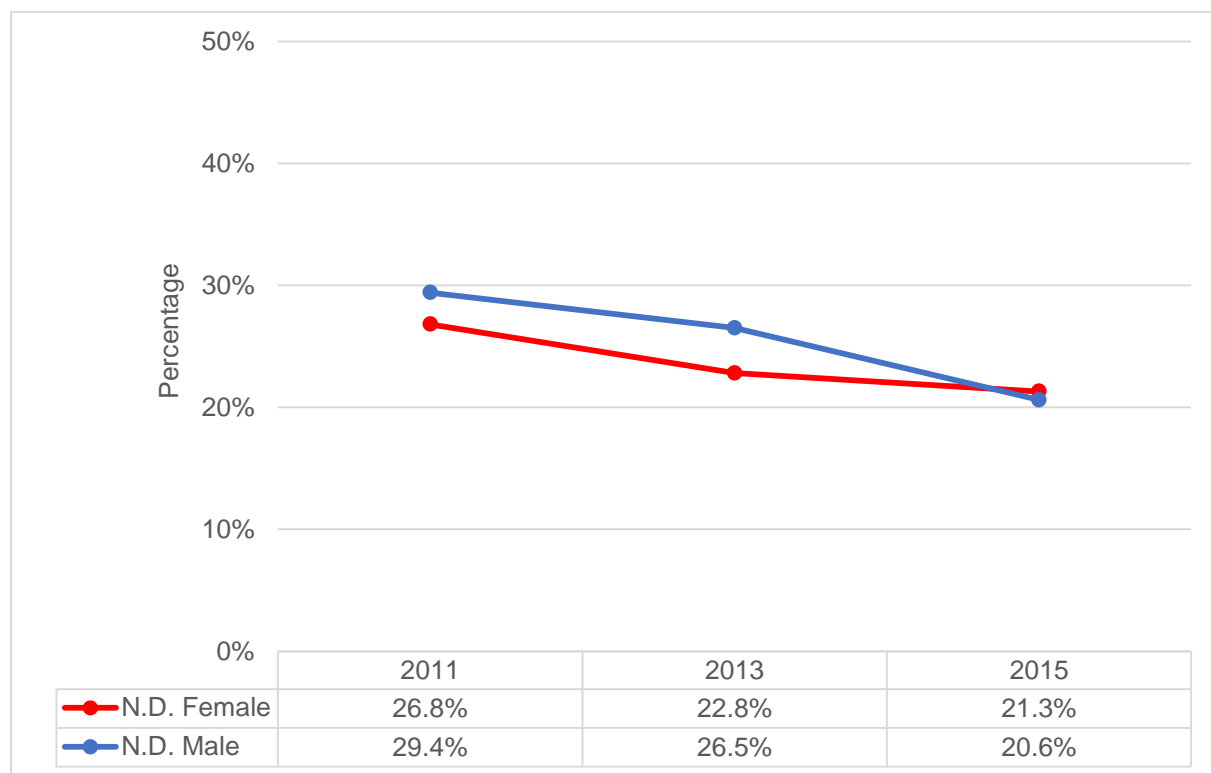


Chart: Ever Alcohol Use, Middle School Students (Grades 7-8), *by Grade*, North Dakota, 2011-2015

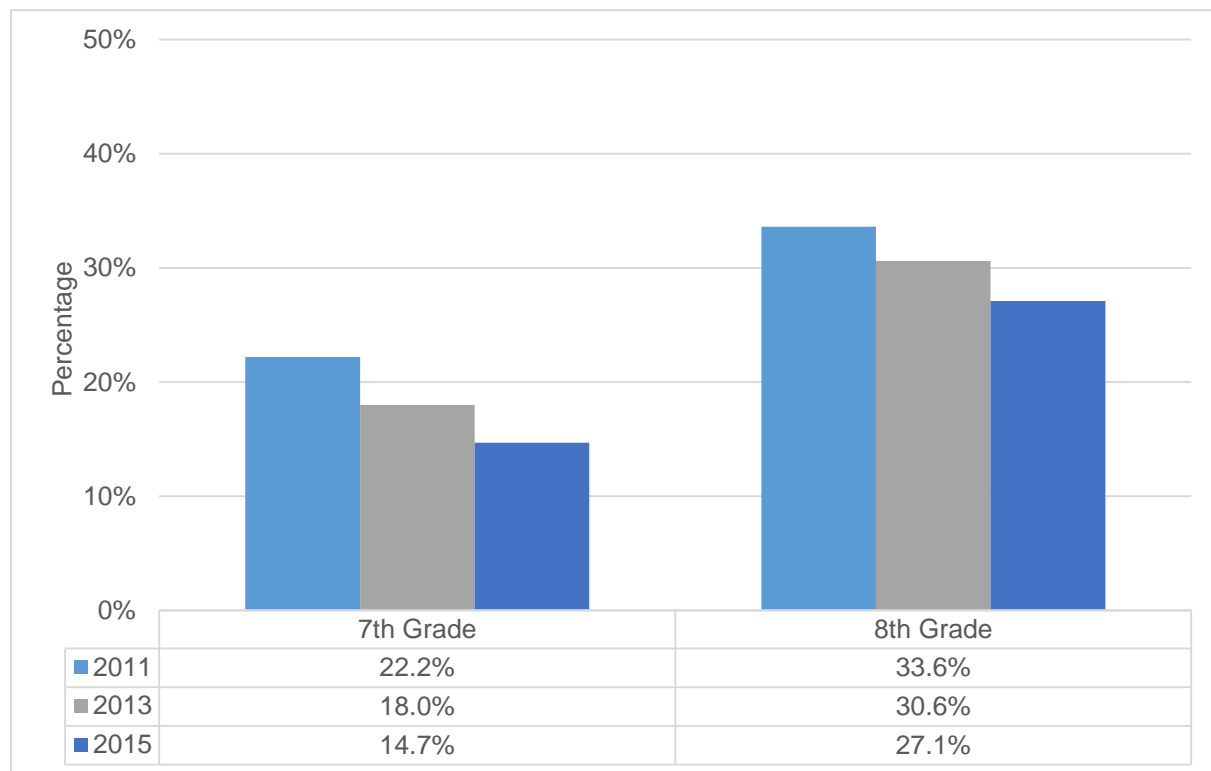
Data Source: Youth Risk Behavior Survey (YRBS)

Definition: The question is worded, “Have you ever had a drink of alcohol, other than a few sips?”

Notable Findings for North Dakota:

- In 2015, 14.7 percent of seventh graders and 27.1 percent of eighth graders had at least one drink of alcohol on at least one day during their life.

Figure 10. Ever Alcohol Use, Middle School Students (Grades 7-8), *by Grade*, North Dakota, 2011-2015



2.2. High School Students (Grades 9-12)

Chart: Ever Alcohol Use, High School Students (Grades 9-12), North Dakota and United States, 2007-2015

Data Source: Youth Risk Behavior Survey (YRBS)

Definition: The question is worded, “Have you ever had a drink of alcohol, other than a few sips?”

Notable Findings for North Dakota:

- In 2015, 62.1 percent of North Dakota high school students had at least one drink of alcohol on at least one day during their life.

Figure 11. Ever Alcohol Use, High School Students (Grades 9-12), North Dakota and United States, 2007-2015

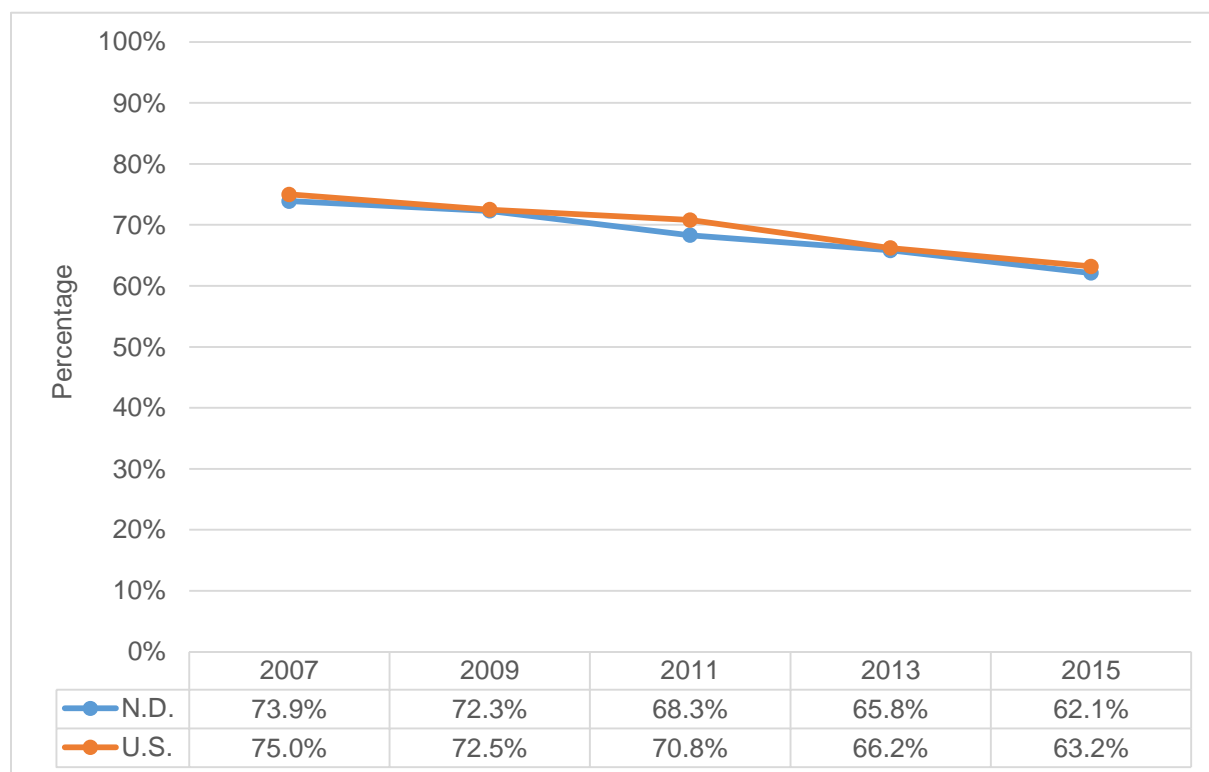


Chart: Ever Alcohol Use, High School Students (Grades 9-12), *by Gender*, North Dakota, 2007-2015

Data Source: Youth Risk Behavior Survey (YRBS)

Definition: The question is worded, “Have you ever had a drink of alcohol, other than a few sips?”

Notable Findings for North Dakota:

- In 2015, 64 percent of female and 60.4 percent of male North Dakota high school students had at least one drink of alcohol on at least one day during their life.

Figure 12. Ever Alcohol Use, High School Students (Grades 9-12), *by Gender*, North Dakota, 2007-2015

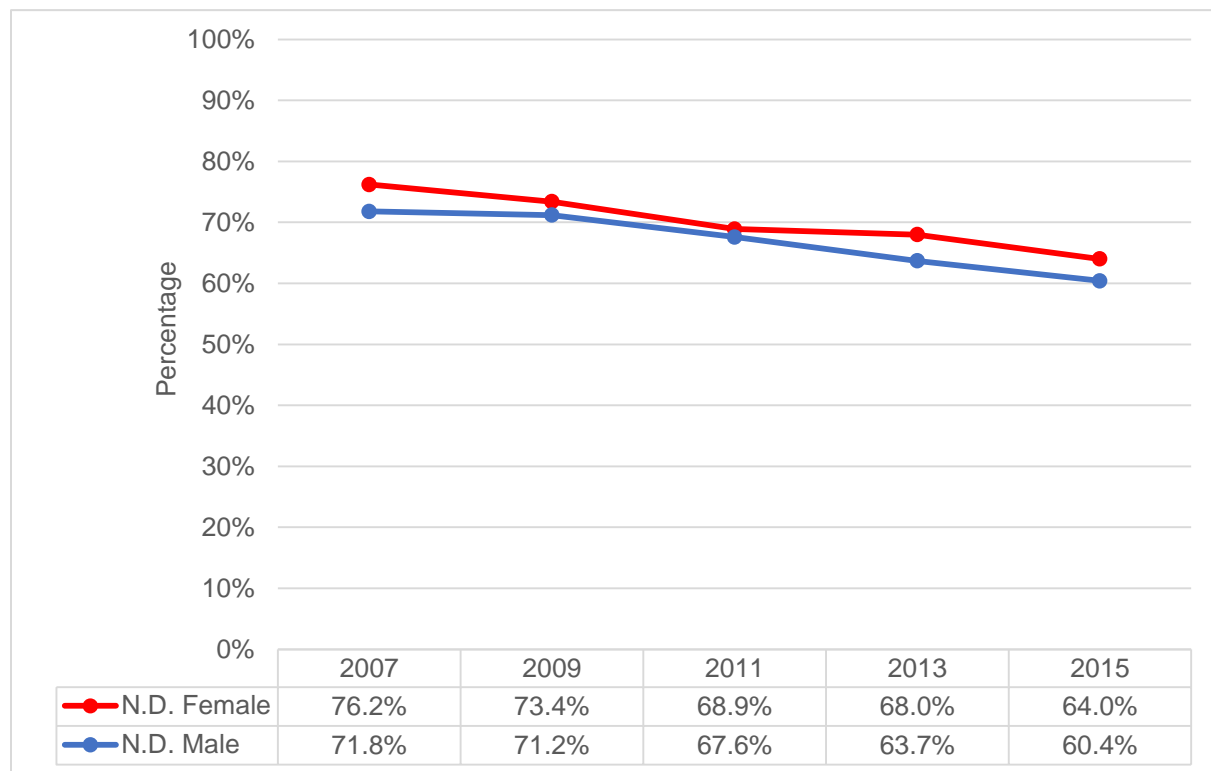


Chart: Ever Alcohol Use, High School Students (Grades 9-12), *by Grade*, North Dakota, 2007-2015

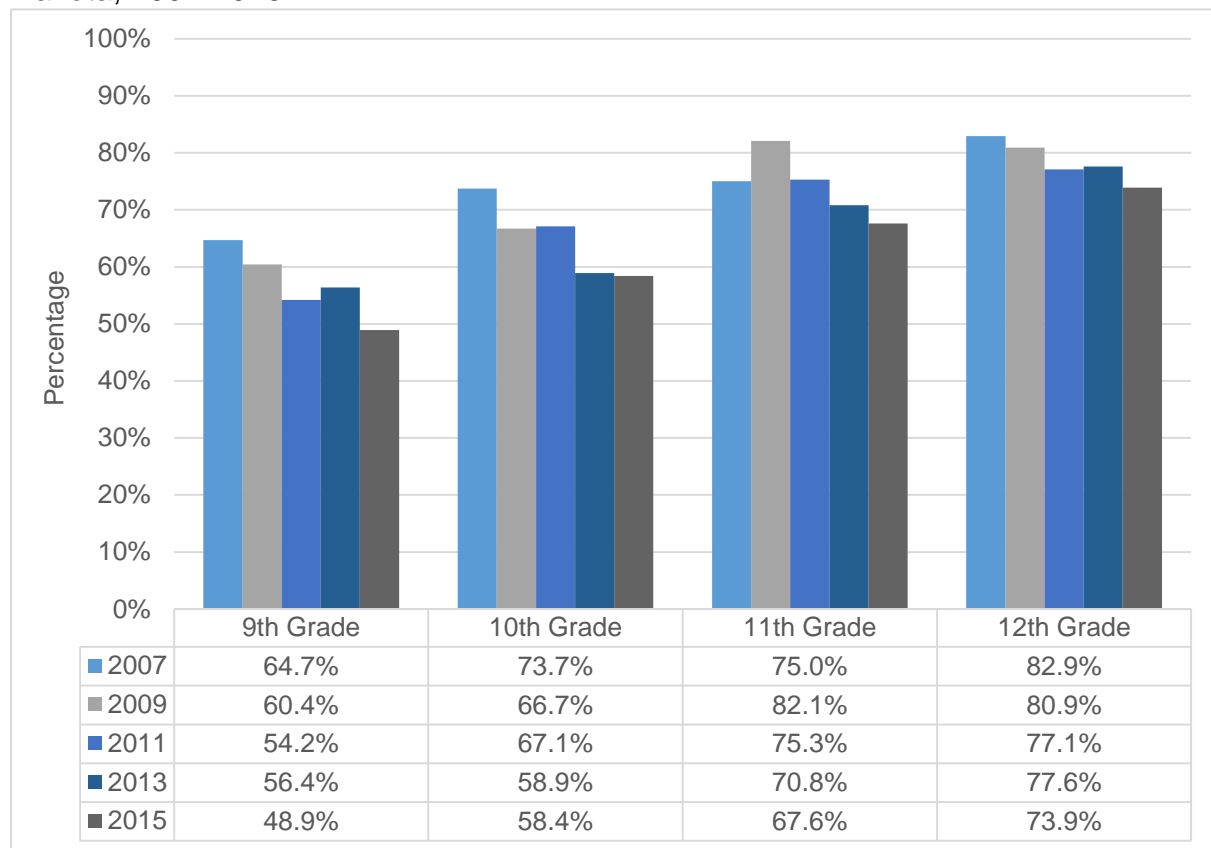
Data Source: Youth Risk Behavior Survey (YRBS)

Definition: The question is worded, “Have you ever had a drink of alcohol, other than a few sips?”

Notable Findings for North Dakota:

- In 2015, 48.9 percent of ninth graders and 73.9 percent of twelfth graders in North Dakota had at least one drink of alcohol on at least one day during their life.

Figure 13. Ever Alcohol Use, High School Students (Grades 9-12), *by Grade*, North Dakota, 2007-2015



B. ROOT CAUSES

1. AGE OF INITIATION

1.1. Middle School Students (Grades 7-8)

Chart: First Drink Before Age 11, Middle School Students (Grades 7-8), North Dakota, 2007-2015

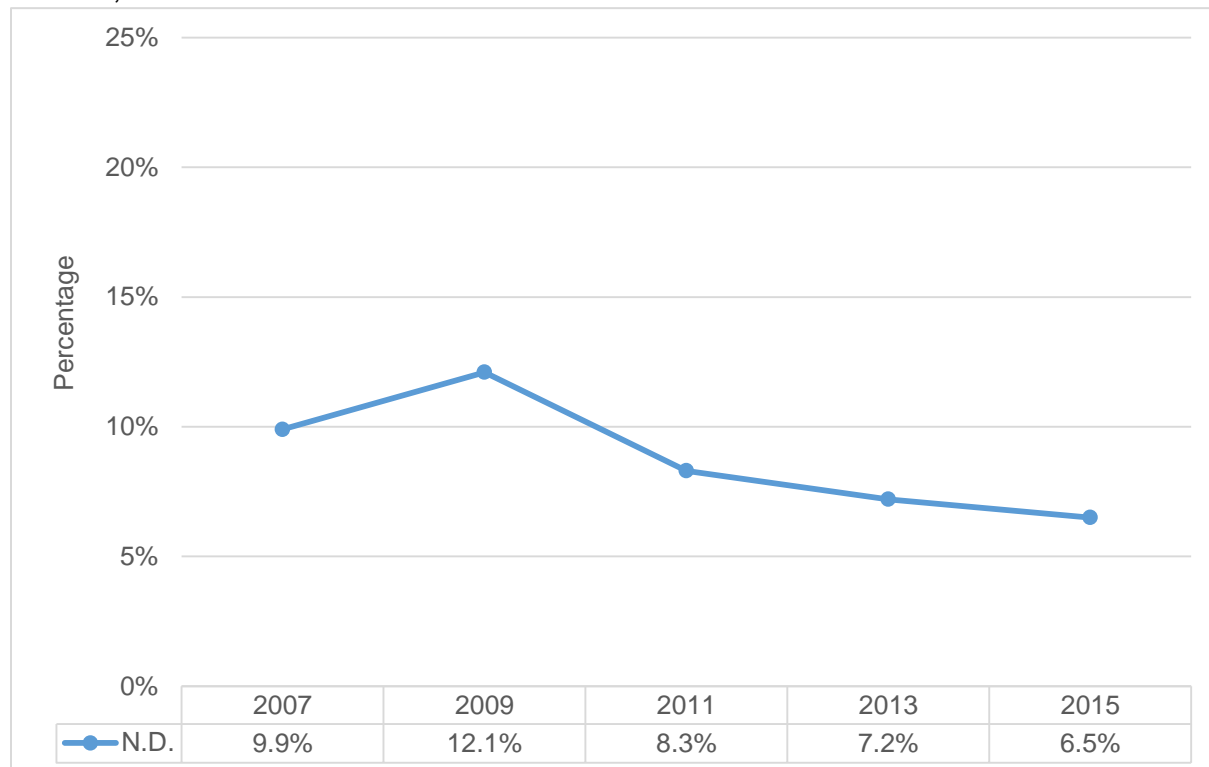
Data Source: Youth Risk Behavior Survey (YRBS)

Definition: The question is worded, “How old were you when you had your first drink of alcohol, other than a few sips?”

Notable Findings for North Dakota:

- In 2015, 6.5 percent of North Dakota middle school students reporting having their first drink before the age of 11.

Figure 14. First Drink Before Age 11, Middle School Students (Grades 7-8), North Dakota, 2007-2015



Note: Data not available for the United States.

Chart: First Drink Before Age 11, Middle School Students (Grades 7-8), *by Gender*, North Dakota, 2007-2015

Data Source: Youth Risk Behavior Survey (YRBS)

Definition: The question is worded, “How old were you when you had your first drink of alcohol, other than a few sips?”

Notable Findings for North Dakota:

- In 2015, 6 percent of female and 6.9 percent of male North Dakota middle school students reporting having their first drink before the age of 11.

Figure 15. First Drink Before Age 11, Middle School Students (Grades 7-8), *by Gender*, North Dakota, 2007-2015

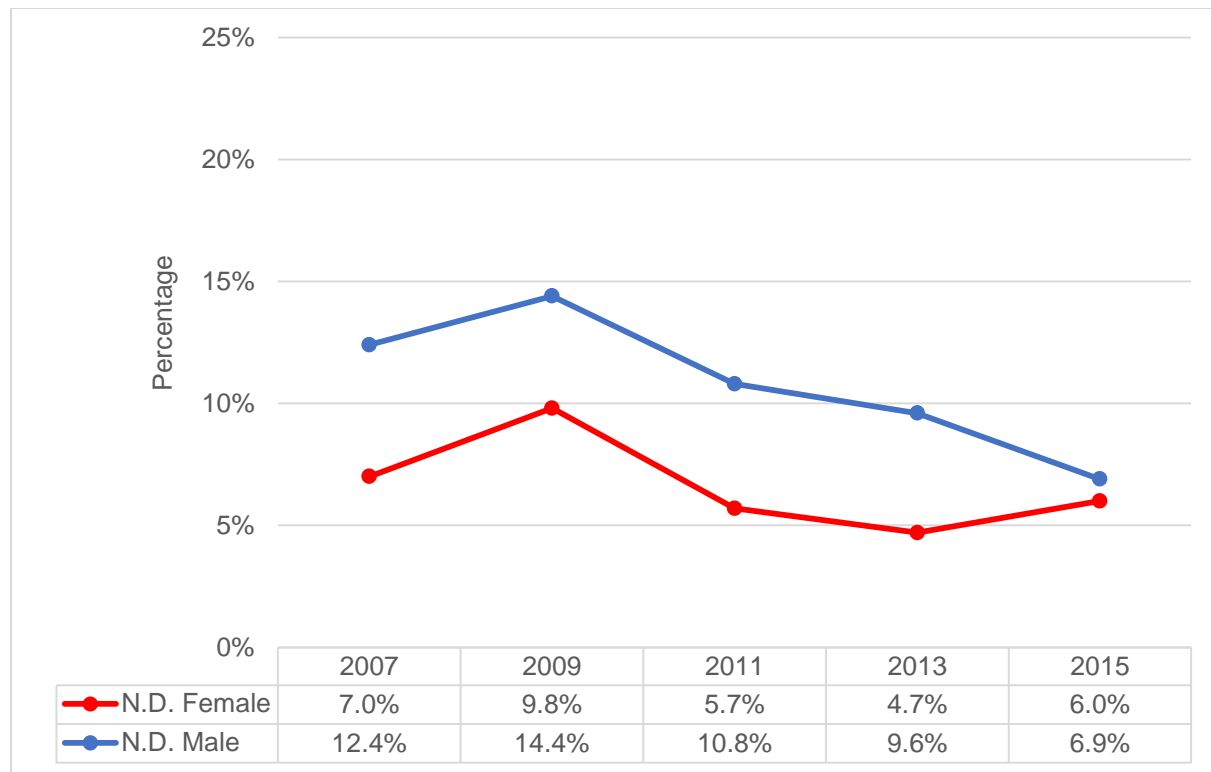


Chart: First Drink Before Age 11, Middle School Students (Grades 7-8), *by Grade*, North Dakota, 2013-2015

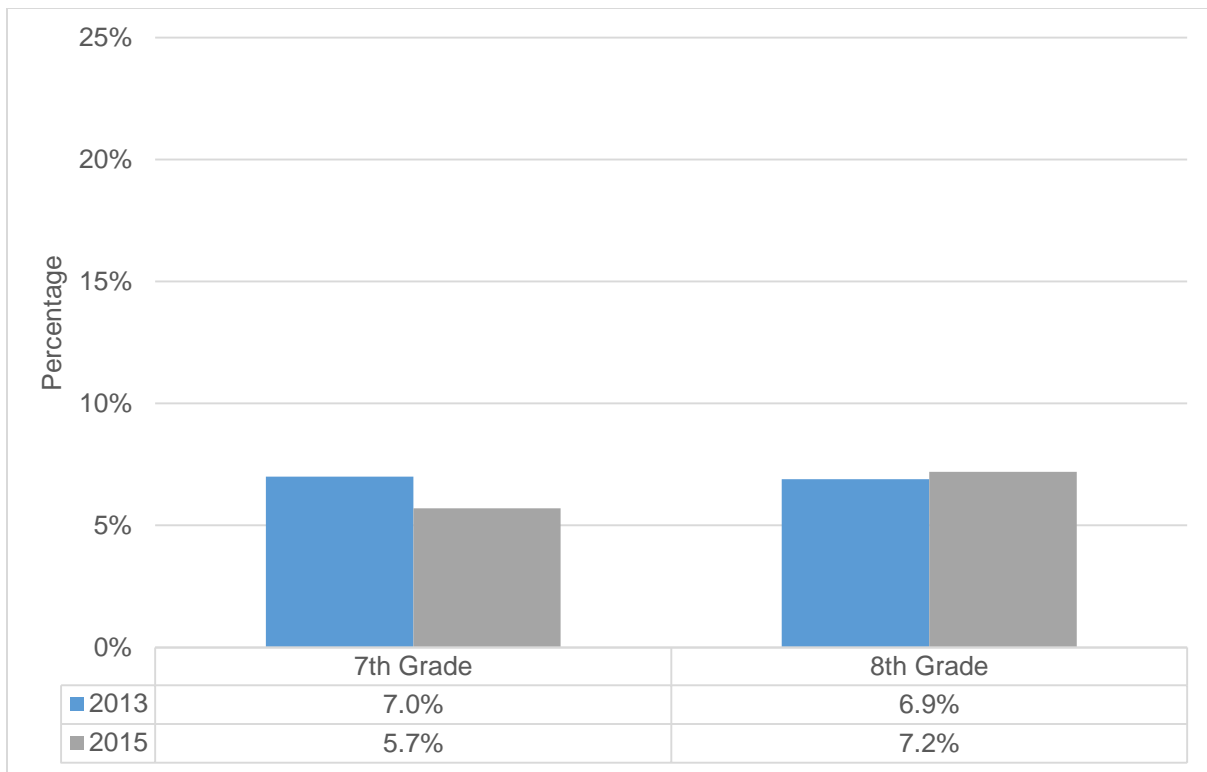
Data Source: Youth Risk Behavior Survey (YRBS)

Definition: The question is worded, “How old were you when you had your first drink of alcohol, other than a few sips?”

Notable Findings for North Dakota:

- In 2015, 5.7 percent of seventh graders and 7.2 percent of eighth graders in North Dakota reported having their first drink before the age of 11.

Figure 16. First Drink Before Age 11, Middle School Students (Grades 7-8), *by Grade*, North Dakota, 2013-2015



1.2. High School Students (Grades 9-12)

Chart: First Drink Before Age 13, High School Students (Grades 9-12), North Dakota and United States, 1999-2015

Data Source: Youth Risk Behavior Survey (YRBS)

Definition: The question is worded, “How old were you when you had your first drink of alcohol, other than a few sips?”

Notable Findings for North Dakota:

- In 2015, 12.4 percent of North Dakota high school students reported having their first drink before the age of 13.

Figure 17. First Drink Before Age 13, High School Students (Grades 9-12), North Dakota and United States, 1999-2015

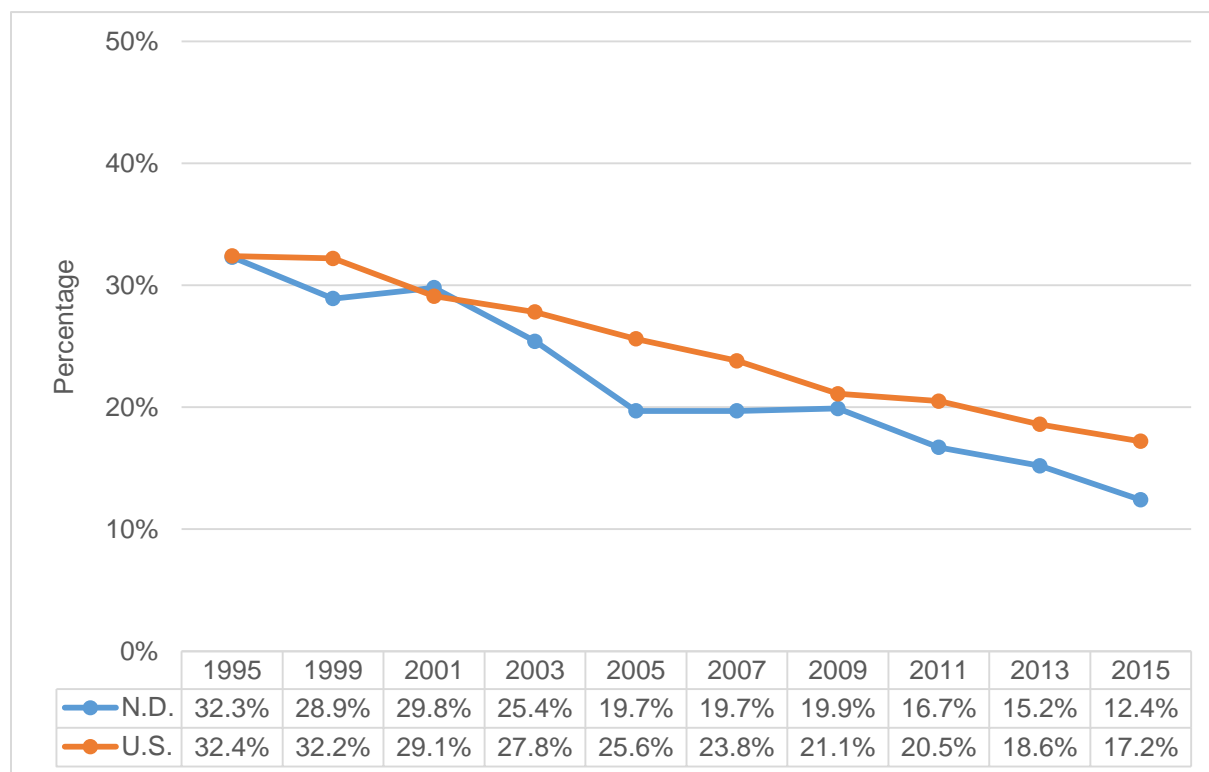


Chart: First Drink Before Age 13, High School Students (Grades 9-12), *by Gender*, North Dakota, 1999-2015

Data Source: Youth Risk Behavior Survey (YRBS)

Definition: The question is worded, “How old were you when you had your first drink of alcohol, other than a few sips?”

Notable Findings for North Dakota:

- In 2015, 9.2 percent of female and 15.3 percent of male North Dakota high school students reported having their first drink before the age of 13.

Figure 18. First Drink Before Age 13, High School Students (Grades 9-12), *by Gender*, North Dakota, 1999-2015

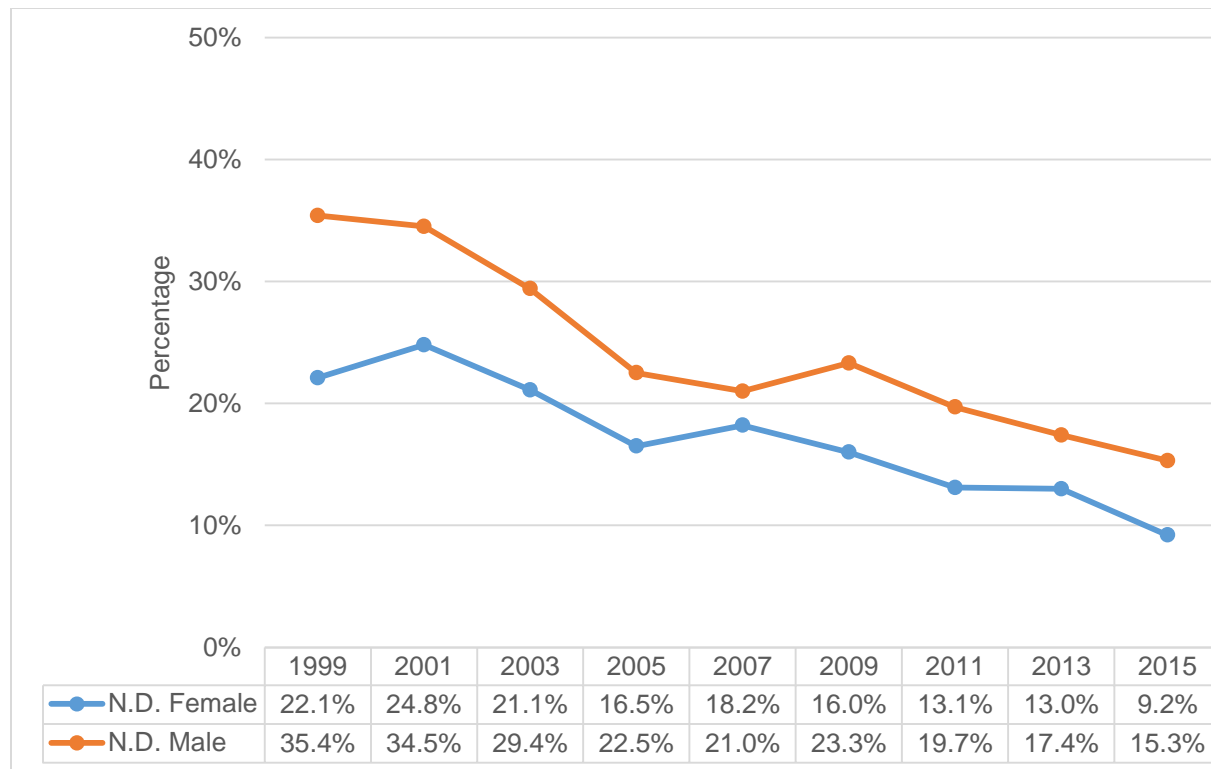


Chart: First Drink Before Age 13, High School Students (Grades 9-12), *by Grade*, North Dakota, 1999-2015

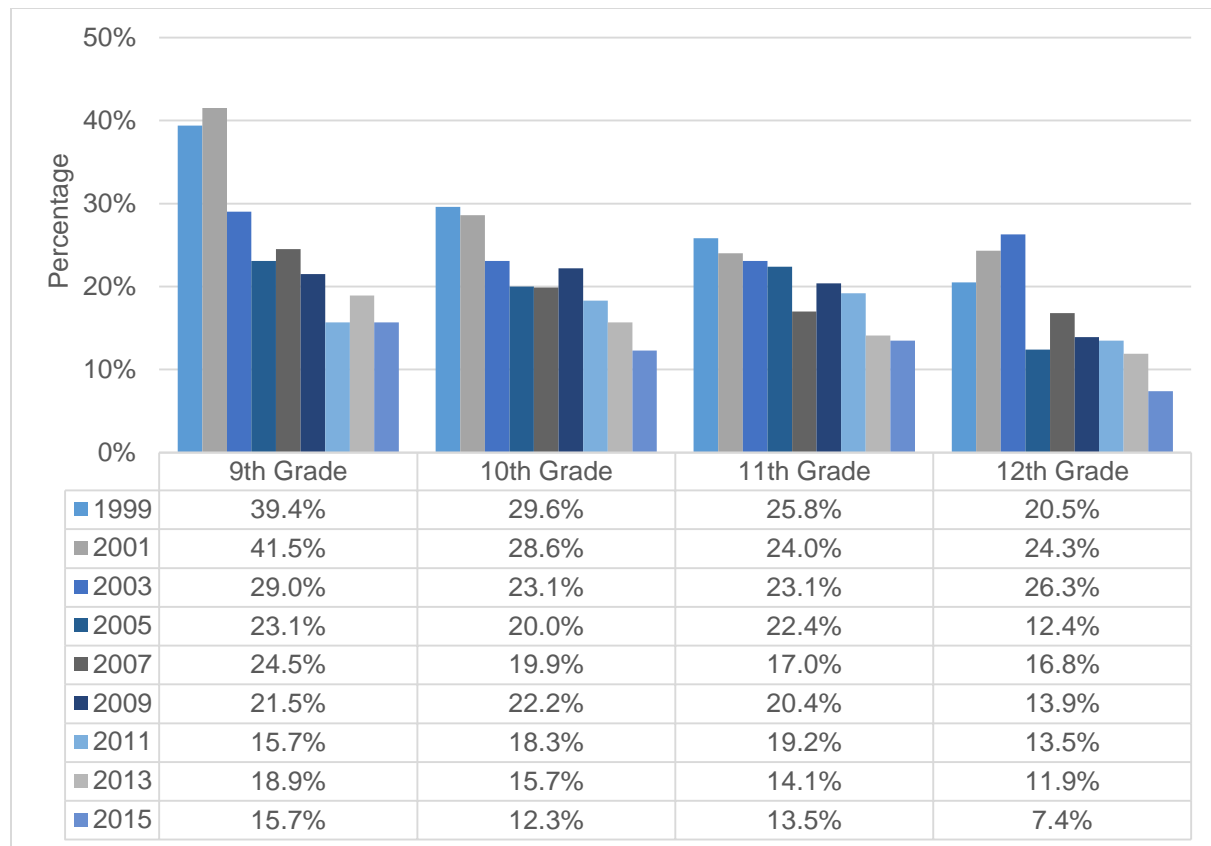
Data Source: Youth Risk Behavior Survey (YRBS)

Definition: The question is worded, “How old were you when you had your first drink of alcohol, other than a few sips?”

Notable Findings for North Dakota:

- In 2015, 15.7 percent of ninth and 7.4 percent of twelfth graders in North Dakota reported having their first drink before the age of 13.

Figure 19. First Drink Before Age 13, High School Students (Grades 9-12), *by Grade*, North Dakota, 1999-2015



1.3. College Students

Chart: Age of First Use of Alcohol, College Students, North Dakota, 2004-2014

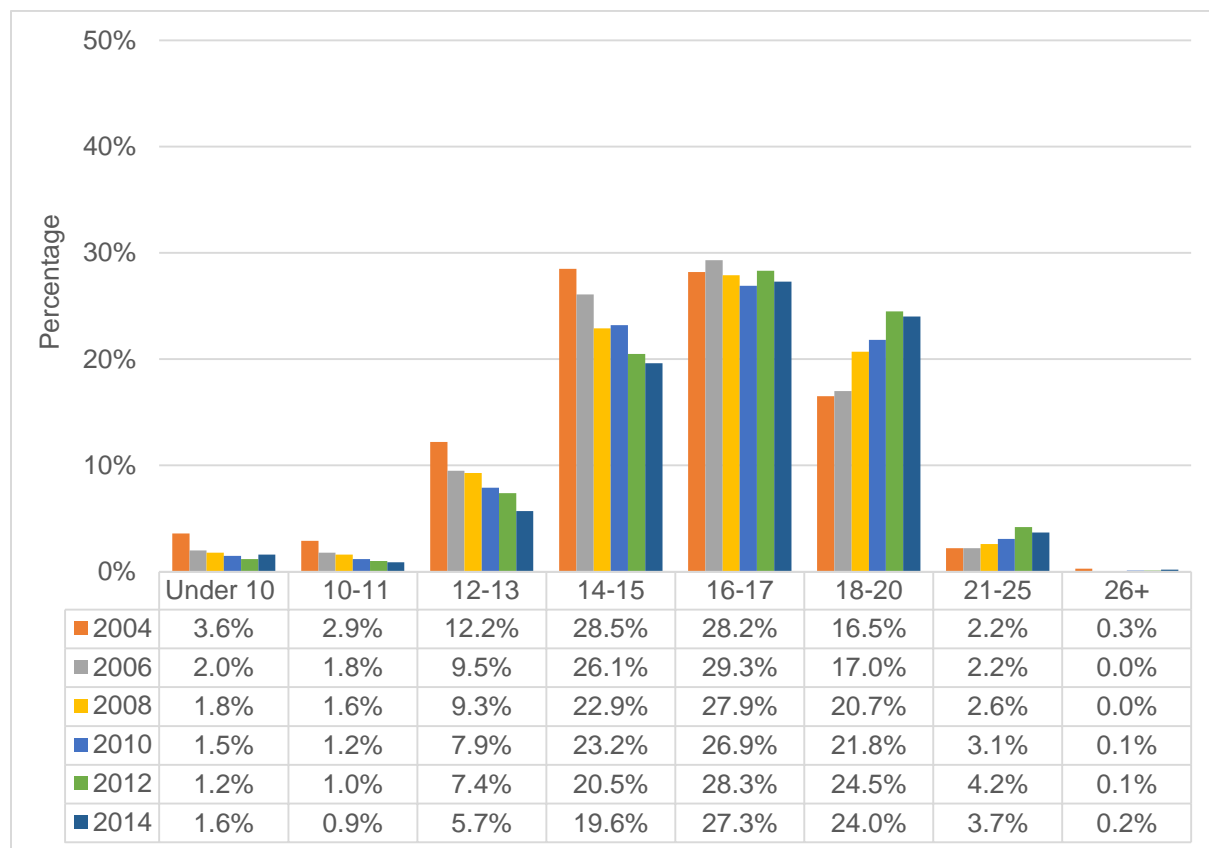
Data Source: North Dakota University System, NDCORE (NDUS NDCORE)

Definition: The question is worded, “At what age did you first use alcohol?”

Notable Findings for North Dakota:

- In 2014, 8.2 percent of North Dakota college students reported having their first drink before the age of 14.

Figure 20. Age of First Use of Alcohol, College Students, North Dakota, 2004-2014



2. ACCESS

2.1 High School Students (Grades 9-12)

Chart: Youth Access to Alcohol Through Family, Friends, Peers, High School Students (Grades 9-12), North Dakota and United States, 2007-2015

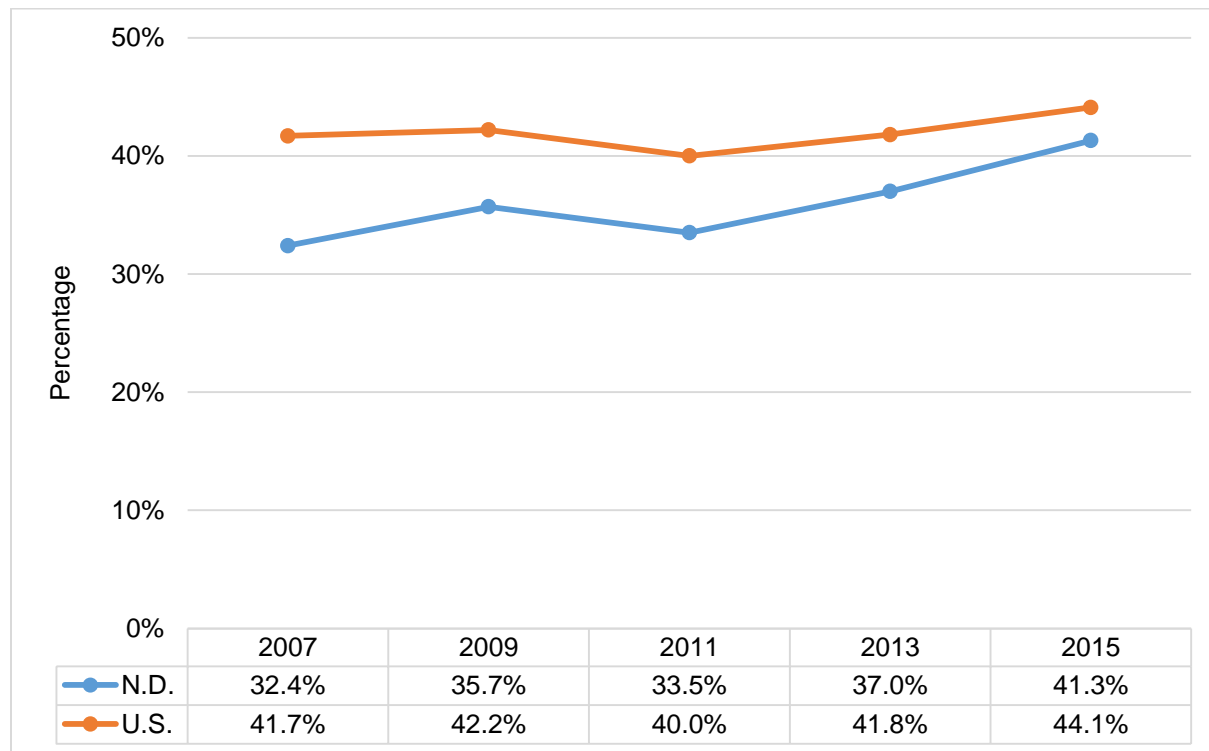
Data Source: Youth Risk Behavior Survey (YRBS)

Definition: The question is worded, “During the 30 days before the survey, how did you usually get the alcohol you drank? The following response was provided: “Someone gave it to me.”

Notable Findings for North Dakota

- In 2015, 41.3 percent of North Dakota high school students who reported current alcohol use, usually obtained the alcohol from someone who gave it to them during the 30 days before the survey.

Figure 21. Youth Access to Alcohol Through Family, Friends, Peers, High School Students (Grades 9-12), North Dakota and United States, 2007-2015



2.2. College Students (Under 21 Years)

Chart: Sources of Alcohol, College Students (20 Years or Younger), North Dakota, 2014

Data Source: North Dakota University System, NDCORE (NDUS NDCORE)

Definition: The students who indicated using alcohol were asked: "If you consume alcohol, from which of the following sources do you obtain it?"

Notable Findings for North Dakota:

- In 2014, the most common sources used by underage students to obtain alcohol were from friends older than 21 (78.3 percent), from friends under 21 (38 percent), or from parents with their consent (29.4 percent).

Figure 22. Sources of Alcohol, College Students (20 Years or Younger), North Dakota, 2014

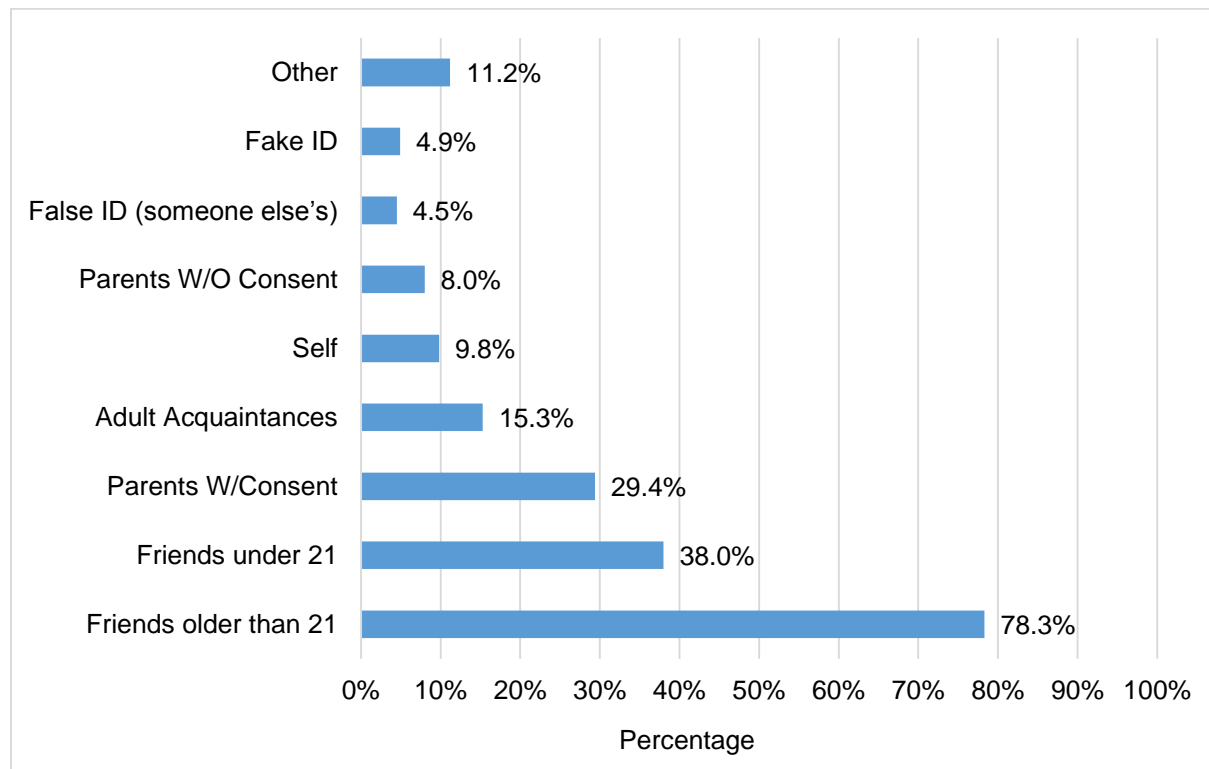


Chart: Places Where Students Consume Alcohol, College Students (20 Years or Younger), North Dakota, 2012

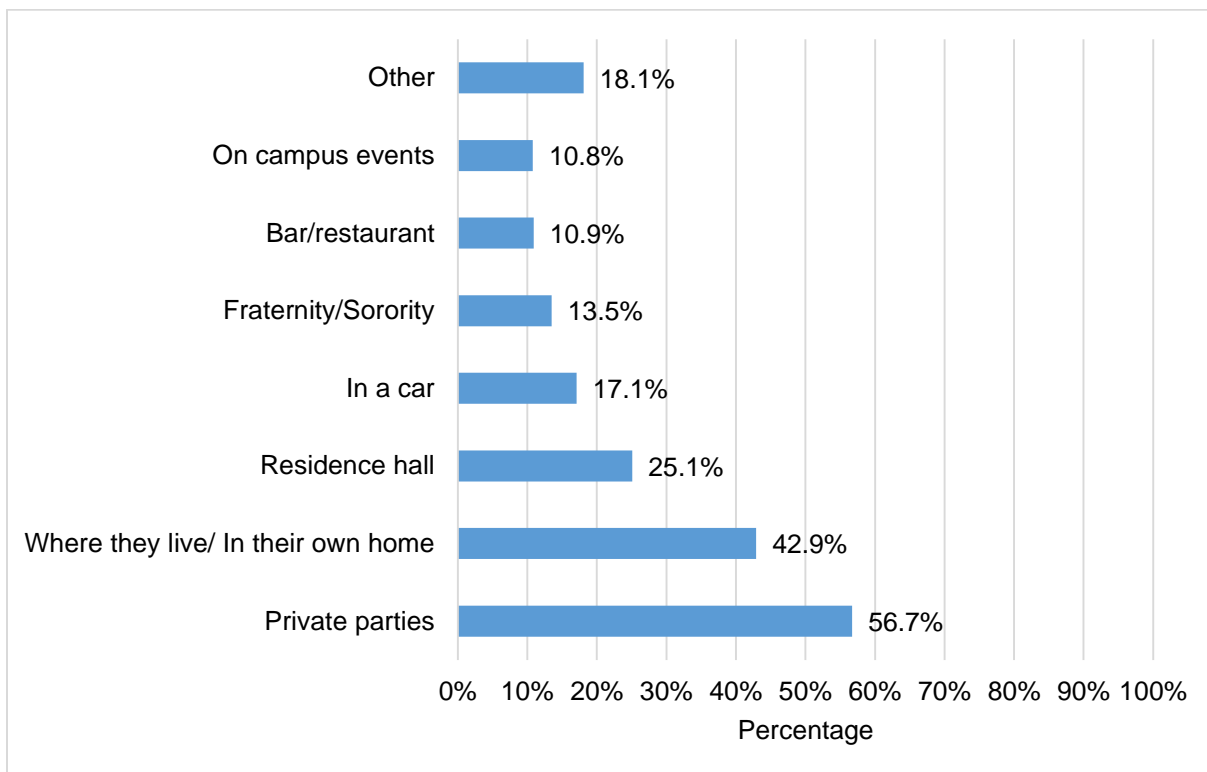
Data Source: North Dakota University System, NDCORE (NDUS NDCORE)

Definition: The question is worded, “Where have you used alcohol (beer, wine, liquor)?”

Notable Findings for North Dakota:

- In 2012, the most common place where underage students consume alcohol were private parties (56.7 percent), where they live (42.9 percent), or residence hall (25.1 percent).

Figure 23. Places Where Students Consume Alcohol, College Students (20 Years or Younger), North Dakota, 2012



Note: Data not available (N.D. 2014).

3. ATTITUDES TOWARD ALCOHOL USE

Chart: Permissiveness of Attitudes Toward Alcohol Use, North Dakota, 2015

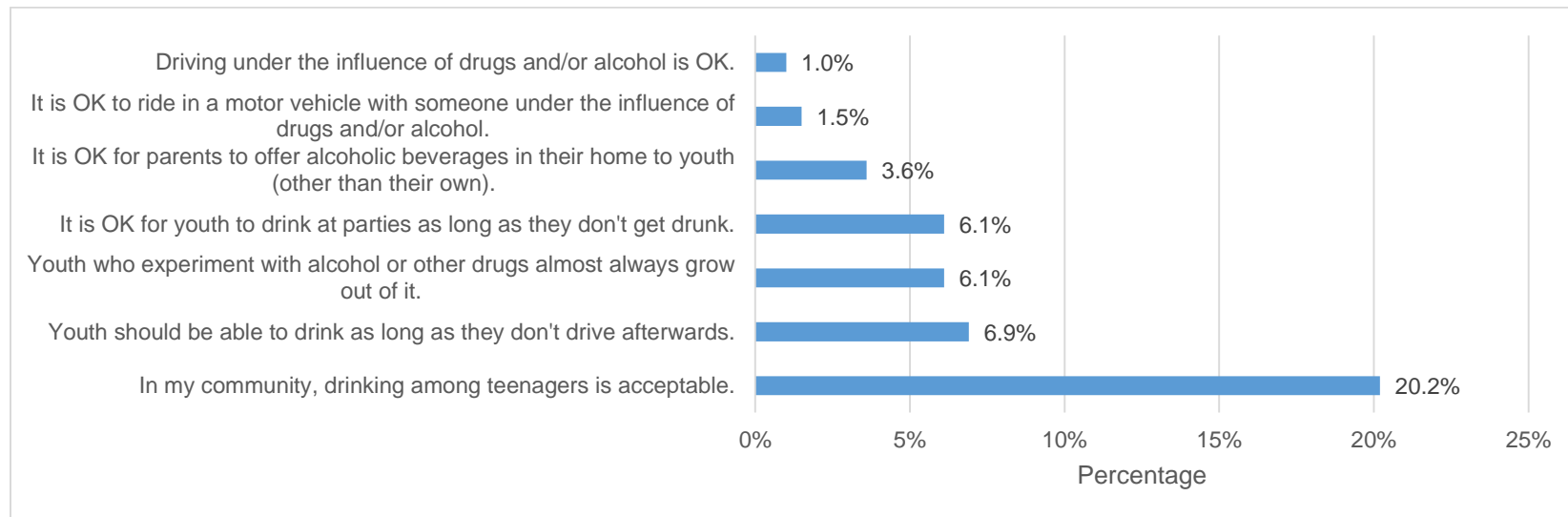
Data Source: North Dakota Community Readiness Survey (CRS)

Definition: The question is worded, “To what extent do you agree with the following statements?” Percentages are reflective of those that stated “agree” or “strongly agree.”

Notable Findings for North Dakota:

- In 2015, 20.2 percent of respondents agreed drinking among teenagers was acceptable in their community.

Figure 24. Permissiveness of Attitudes Toward Alcohol Use, North Dakota, 2015



C. CONSEQUENCES

1. ALCOHOL DEPENDENCE OR ABUSE

1.1. Youth (12-17 Years)

Chart: Alcohol Dependence (Past Year), Youth (12-17 Years), North Dakota and United States, 2009-2014

Data Source: National Survey on Drug Use and Health (NSDUH)

Definition: “Alcohol dependence” definition is based on the definitions found in the 4th edition of the Diagnostic and Statistical Manual of Mental Disorders (DSM-IV).

Notable Findings for North Dakota:

- In 2013-2014, 1 percent of North Dakotans ages 12-17 were dependent on alcohol in the year before the survey.

Figure 25. Alcohol Dependence (Past Year), Youth (12-17 Years), North Dakota and United States, 2009-2014

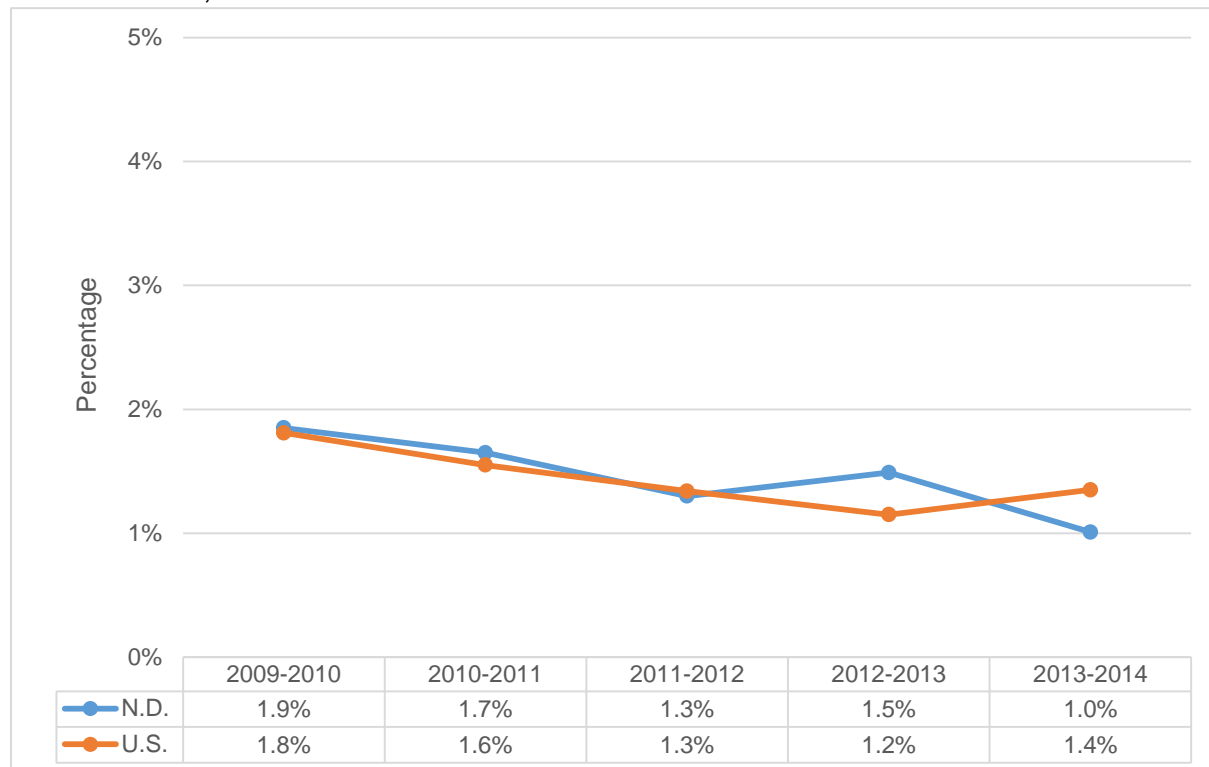


Chart: Alcohol Dependence (Past Year), Youth (12-17 Years), *by State*, 2013-2014

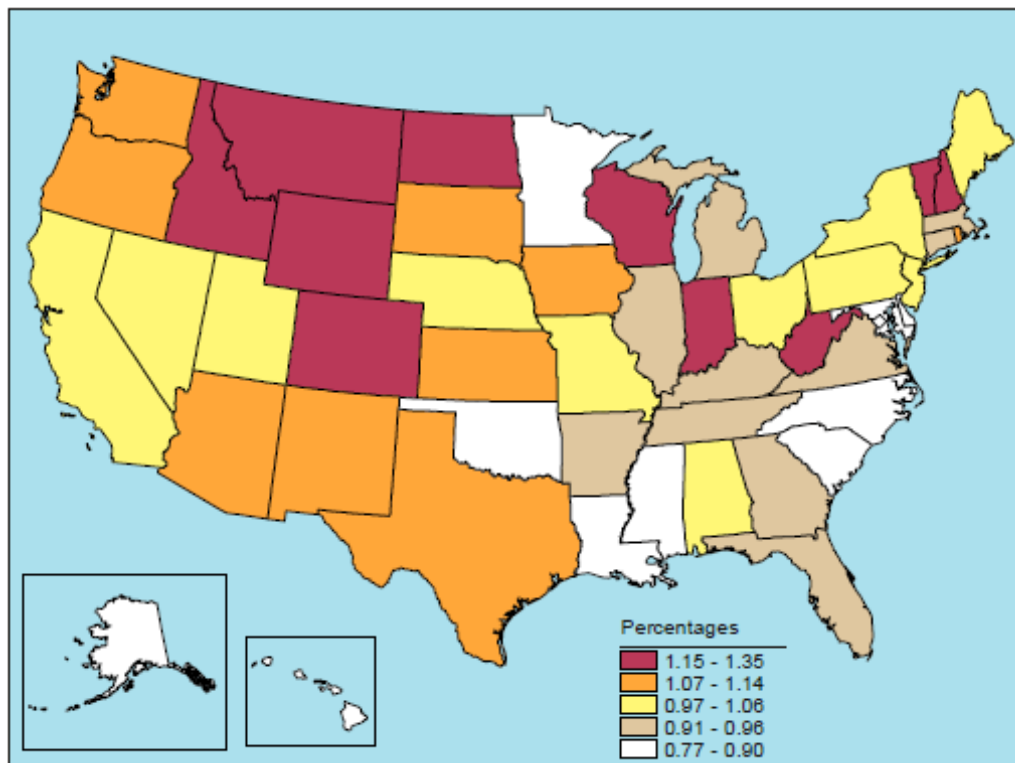
Data Source: National Survey on Drug Use and Health (NSDUH)

Definition: “Alcohol dependence” definition is based on the definitions found in the 4th edition of the Diagnostic and Statistical Manual of Mental Disorders (DSM-IV).

Notable Findings for North Dakota:

- In 2013-2014, North Dakota had higher prevalence than South Dakota, of individuals ages 12-17 who were dependent on alcohol in the year before the survey.

Figure 26. Alcohol Dependence (Past Year), Youth (12-17 Years), *by State*, 2013-2014



Note: Adapted from NSDUH (2014).

2. DRIVING AND DRIVING

2.1. High School Students (Grades 9-12)

Chart: Driving After Consuming Alcohol (Past 30 Days), High School Students (Grades 9-12), North Dakota and United States, 1999-2015

Data Source: Youth Risk Behavior Survey (YRBS)

Definition: The question is worded, “During the past 30 days, how many times did you drive a car or other vehicle when you had been drinking alcohol?”

Notable Findings for North Dakota:

- In 2015, 7.8 percent of North Dakota high school students reported driving a vehicle after consuming alcohol one or more times, during the 30 days before the survey.

Figure 27. Driving After Consuming Alcohol (Past 30 Days), High School Students (Grades 9-12), North Dakota and United States, 1999-2015

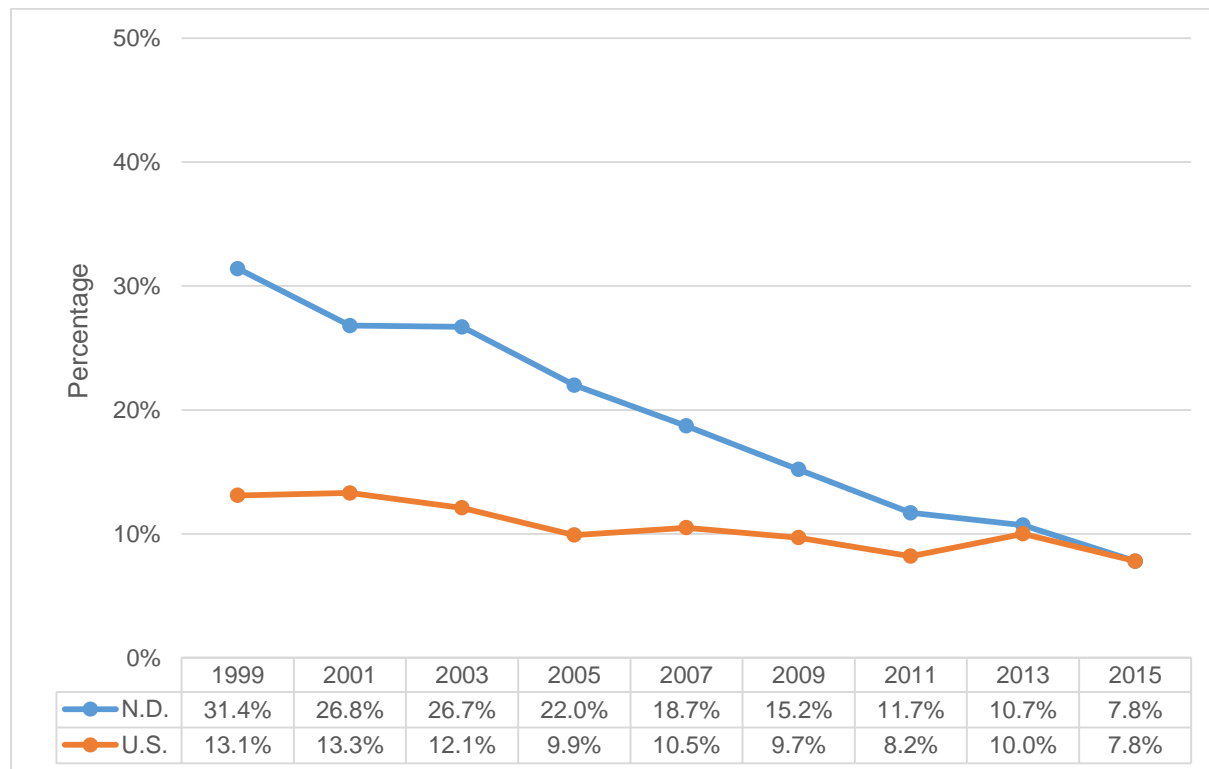


Chart: Driving After Consuming Alcohol (Past 30 Days), High School Students (Grades 9-12), *by Gender*, North Dakota, 2013-2015

Data Source: Youth Risk Behavior Survey (YRBS)

Definition: The question is worded, “During the past 30 days, how many times did you drive a car or other vehicle when you had been drinking alcohol?”

Notable Findings for North Dakota:

- In 2015, 5.5 percent of female and 9.9 percent of male North Dakota high school students reported driving a vehicle after consuming alcohol one or more times, during the 30 days before the survey.

Figure 28. Driving After Consuming Alcohol (Past 30 Days), High School Students (Grades 9-12), *by Gender*, North Dakota, 2013-2015

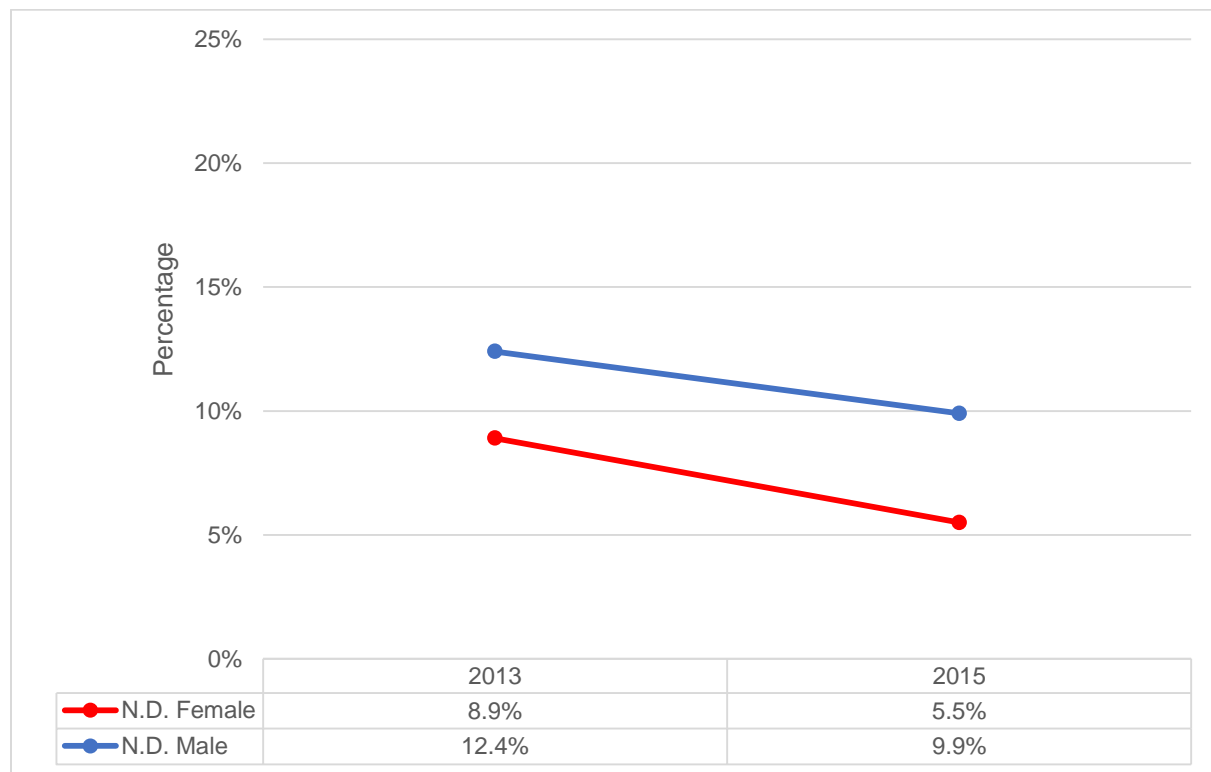


Chart: Driving After Consuming Alcohol (Past 30 Days), High School Students (Grades 9-12), *by Grade*, North Dakota, 2013-2015

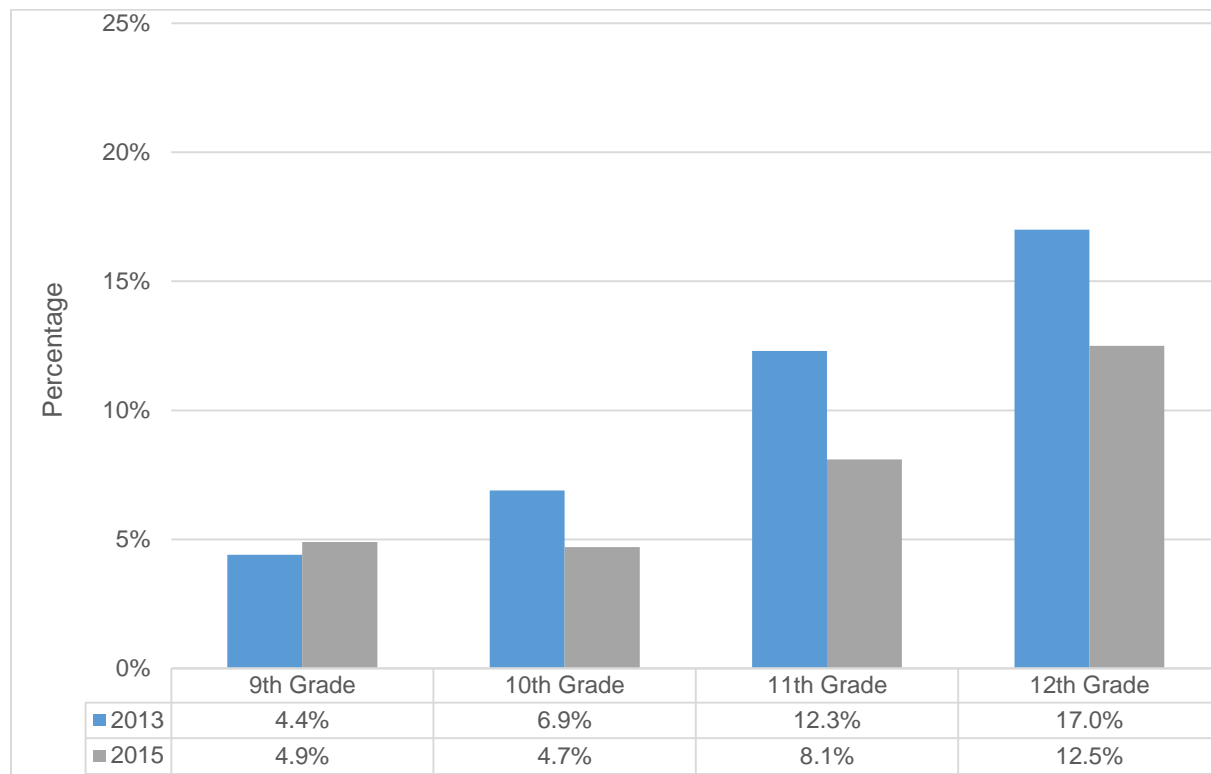
Data Source: Youth Risk Behavior Survey (YRBS)

Definition: The question is worded, “During the past 30 days, how many times did you drive a car or other vehicle when you had been drinking alcohol?”

Notable Findings for North Dakota:

- In 2015, 4.9 percent of ninth graders and 12.5 percent of twelfth graders in North Dakota reported driving a vehicle after consuming alcohol one or more times during the 30 days before the survey.

Figure 29. Driving After Consuming Alcohol (Past 30 Days), High School Students (Grades 9-12), *by Grade*, North Dakota, 2013-2015



3. DUI ARRESTS

Chart: DUI Juvenile Arrests, North Dakota, 2010-2014

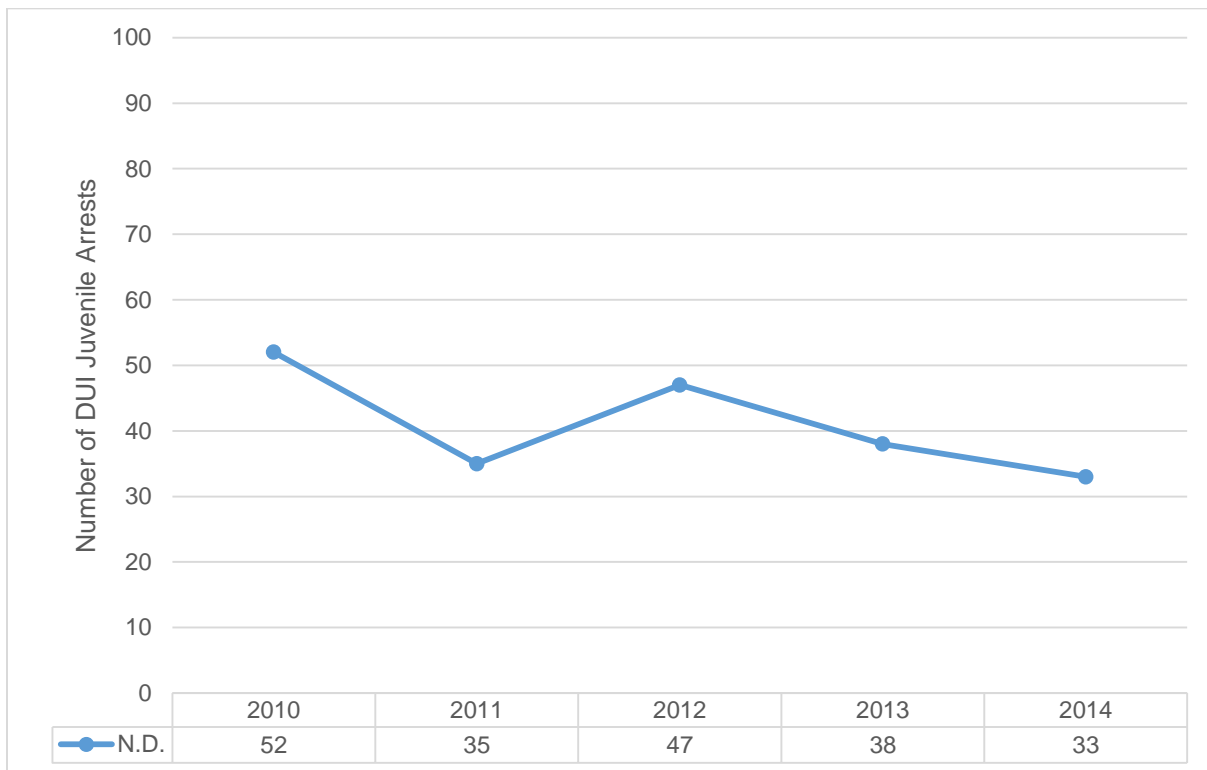
Data Source: North Dakota Office of Attorney General, Crime in North Dakota (ND OAG)

Definition: “Driving under the influence” is defined as driving or operating any vehicle or common carrier while drunk or under the influence of liquor or drugs. A "juvenile" is a person who has not attained his eighteenth birthday.

Notable Findings for North Dakota:

- In 2014, 33 DUI arrests were arrests of North Dakotan juveniles.

Figure 30. DUI Juvenile Arrests, North Dakota, 2010-2014



Note: The arrest totals should not be interpreted as the number of individuals arrested for DUI offenses because it is possible that some individuals may have been arrested on more than one occasion.

4. LIQUOR LAW VIOLATIONS

Chart: Liquor Law Violation (LLV) Juvenile Arrests, North Dakota, 2010-2014

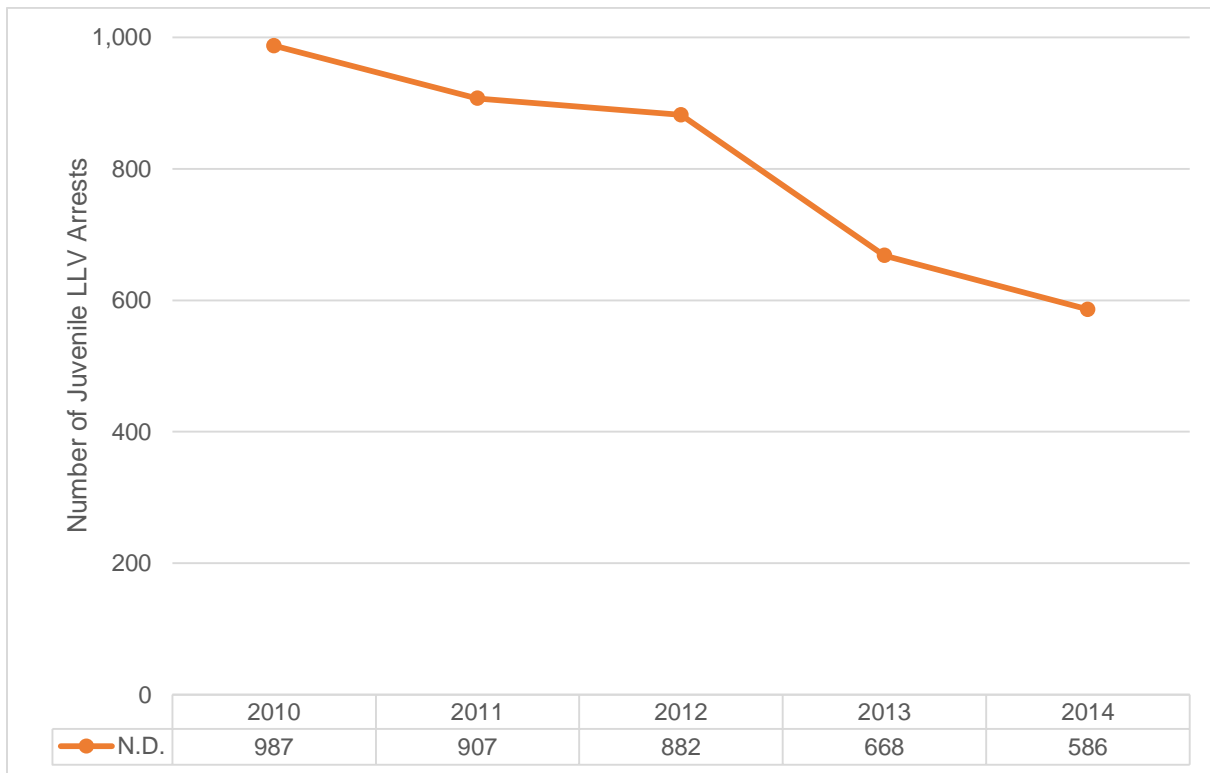
Data Source: North Dakota Office of Attorney General, Crime in North Dakota (ND OAG)

Definition: “Liquor laws violations (LLV)” are defined as state or local liquor law violations, except “drunkenness” and “driving under the influence.” A “juvenile” is a person who has not attained his eighteenth birthday.

Notable Findings for North Dakota:

- In 2014, there were 586 juvenile LLV arrests.

Figure 31. Liquor Law Violation (LLV) Juvenile Arrests, North Dakota, 2010-2014



5. JUVENILE COURT REFERRALS

Chart: Juvenile Court Unruly Referrals, by Type, North Dakota, 2013-2014

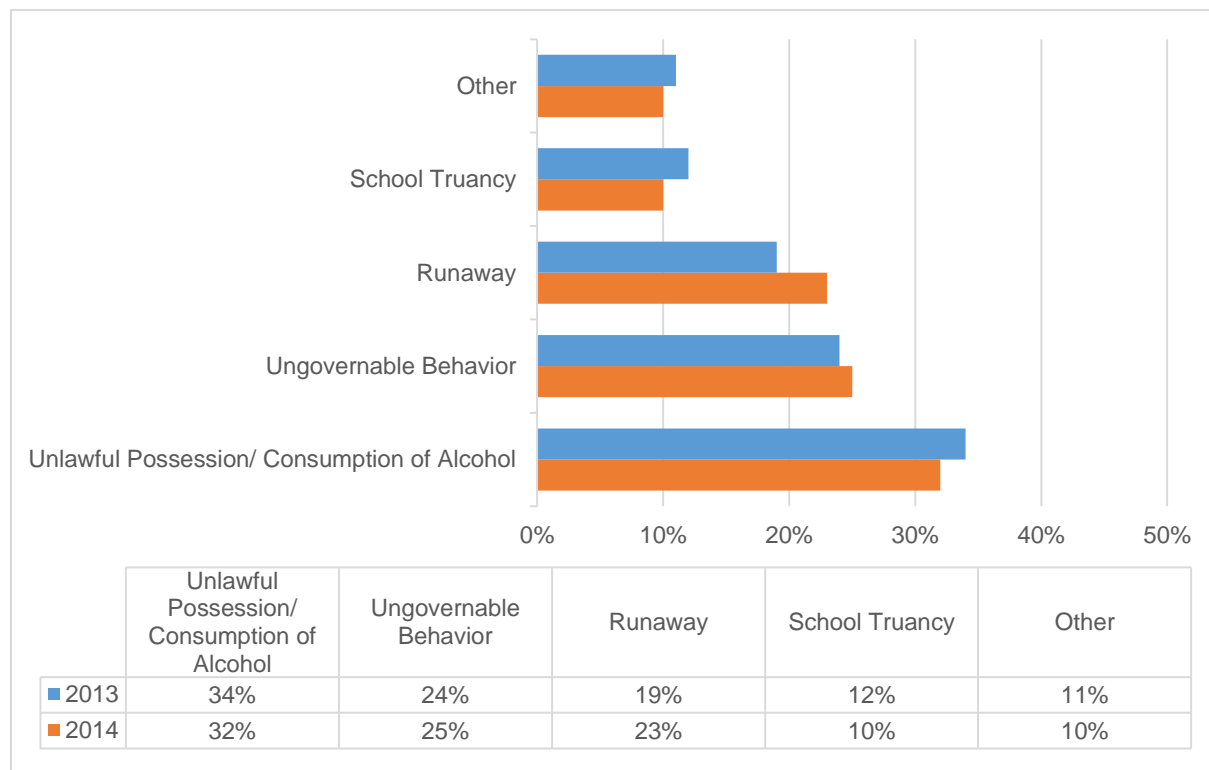
Data Source: North Dakota Juvenile Court (NDJC)

Definition: “Unruly act” is defined as a behavior such as truancy from school, runaway, ungovernable behavior, or minor consuming alcohol, all of which are based on age (17 years old or younger). “Juvenile court referrals” are received from law enforcement, schools, social services agencies, and parents.

Notable Findings for North Dakota:

- In 2014, 32 percent of all unruly referrals received were referrals of unlawful possession/consumption of alcohol.

Figure 32. Juvenile Court Unruly Referrals, by Type, North Dakota, 2013-2014



Note: “Other” includes other unruly referrals including tobacco and curfew violations.

6. ATTENDED SCHOOL UNDER INFLUENCE

6.1. High School Students (Grades 9-12)

Chart: Attended School under the Influence of Alcohol or Other Drugs (Past 30 Days), High School Students (Grades 9-12), North Dakota, 2013-2015

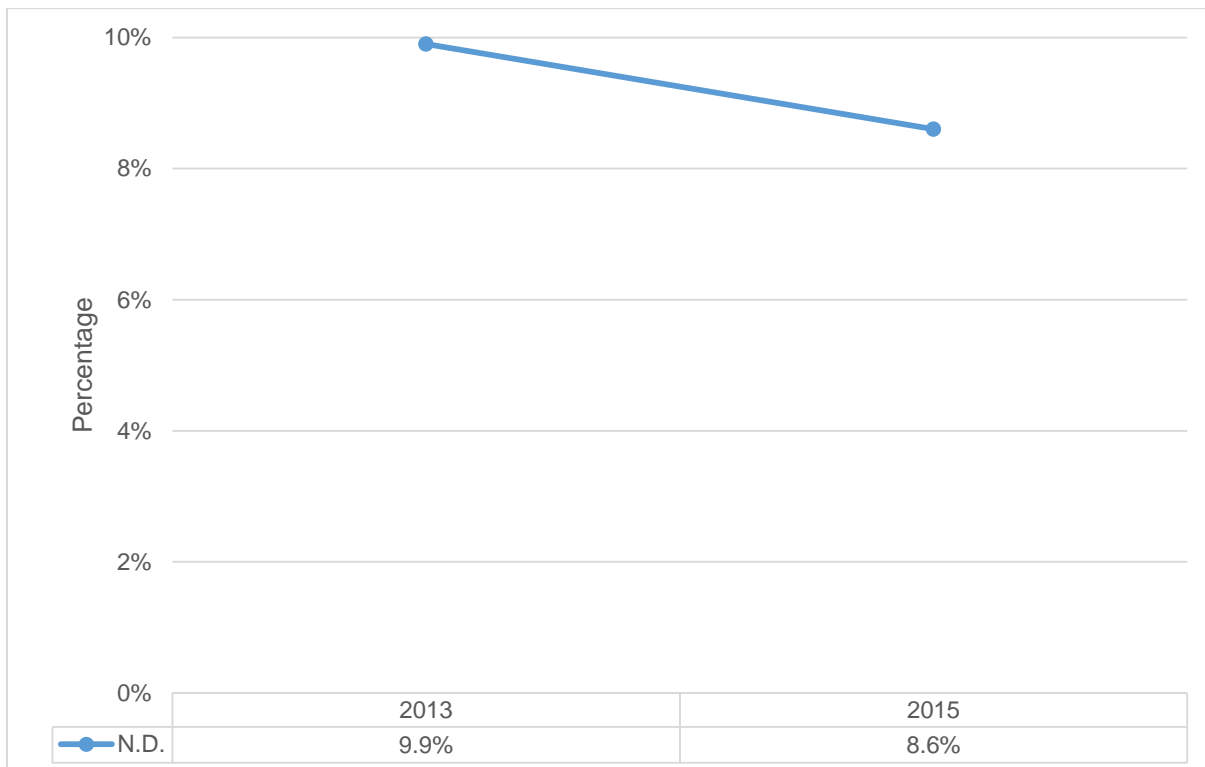
Data Source: Youth Risk Behavior Survey (YRBS)

Definition: The question is worded, “During the past 30 days, how many days did you attend school under the influence of alcohol or other drugs?”

Notable Findings for North Dakota:

- In 2015, 8.6 percent of North Dakota high school students attended school under the influence of alcohol or other drugs on at least one day during the 30 days before the survey.

Figure 33. Attended School under the Influence of Alcohol or Other Drugs (Past 30 Days), High School Students (Grades 9-12), North Dakota, 2013-2015



Note: Data not available U.S. (2013 and 2015).

Chart: Attended School under the Influence of Alcohol or Other Drugs (Past 30 Days), High School Students (Grades 9-12), *by Gender*, North Dakota, 2013-2015

Data Source: Youth Risk Behavior Survey (YRBS)

Definition: The question is worded, “During the past 30 days, how many days did you attend school under the influence of alcohol or other drugs?”

Notable Findings for North Dakota:

- In 2015, 6.8 percent of female and 10.3 percent of male North Dakota high school students attended school under the influence of alcohol or other drugs, on at least one day, during the 30 days before the survey.

Figure 34. Attended School under the Influence of Alcohol or Other Drugs (Past 30 Days), High School Students (Grades 9-12), *by Gender*, North Dakota, 2013-2015

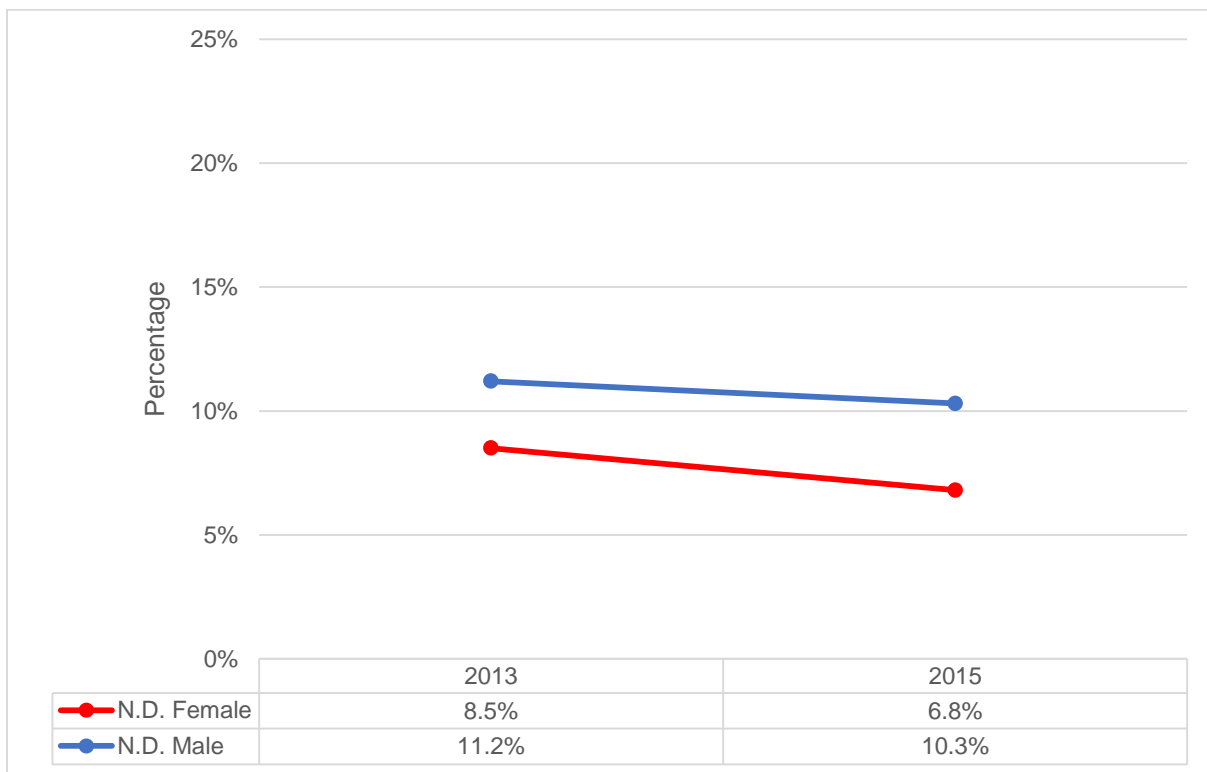


Chart: Attended School under the Influence of Alcohol or Other Drugs (Past 30 Days), High School Students (Grades 9-12), *by Grade*, North Dakota, 2013-2015

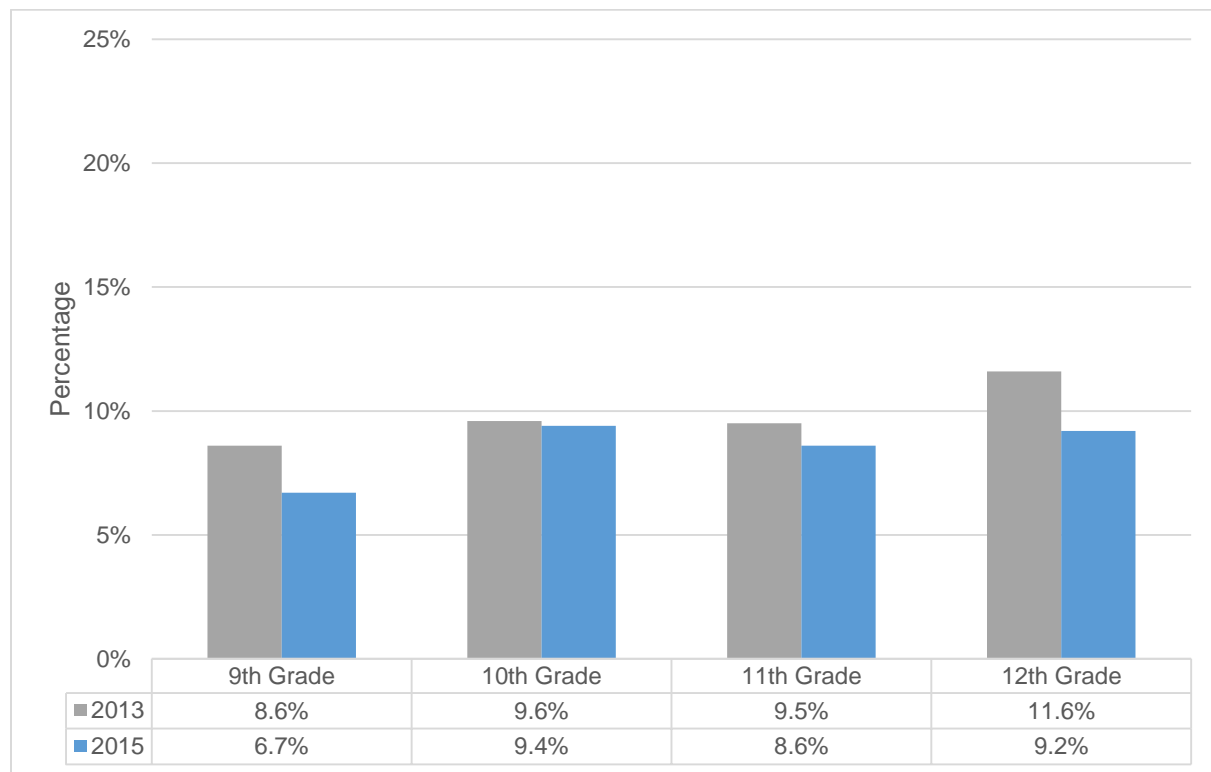
Data Source: Youth Risk Behavior Survey (YRBS)

Definition: The question is worded, “During the past 30 days, how many days did you attend school under the influence of alcohol or other drugs?”

Notable Findings for North Dakota:

- In 2015, 6.7 percent of ninth graders and 9.2 percent of twelfth graders in North Dakota reported attending school under the influence of alcohol or other drugs, on at least one day, during the 30 days before the survey.

Figure 35. Attended School under the Influence of Alcohol or Other Drugs (Past 30 Days), High School Students (Grades 9-12), *by Grade*, North Dakota, 2013-2015



7. SUSPENSION/EXPULSION FOR ALCOHOL INCIDENTS

Chart: Suspension/Expulsion for Alcohol Incidents, Students K-12, North Dakota, 2011-2015

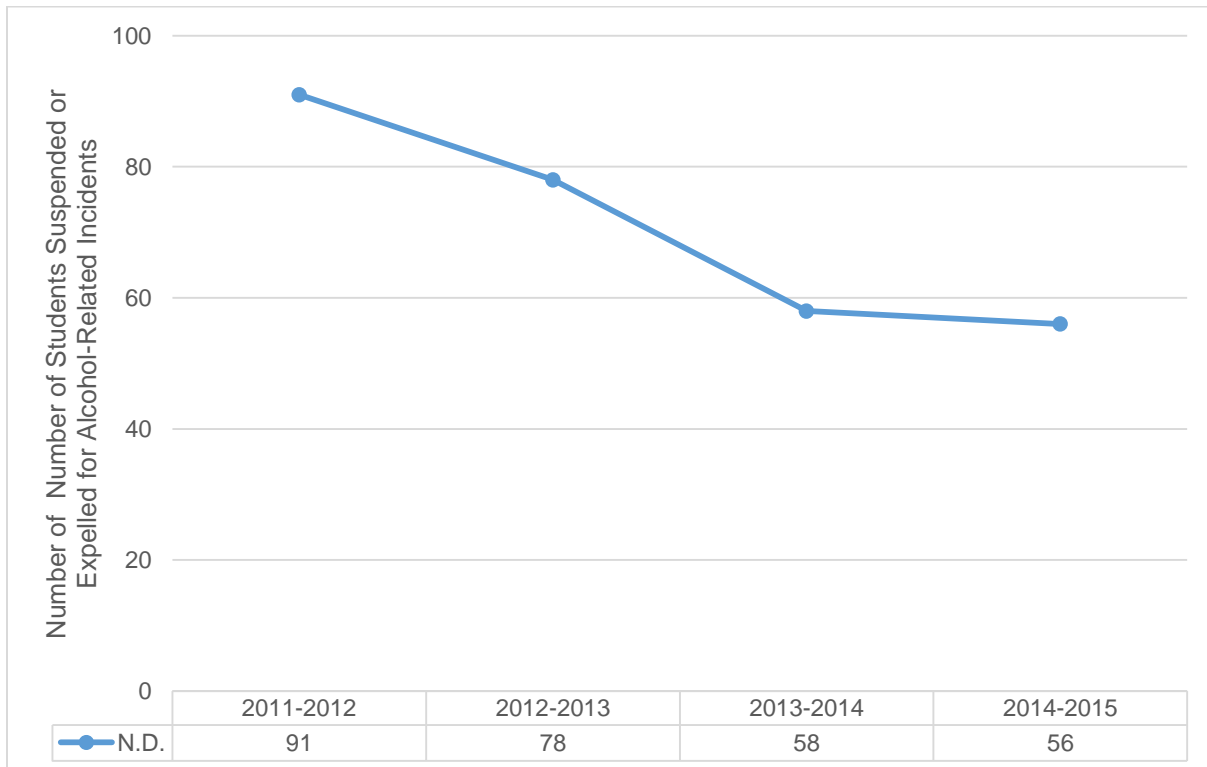
Data Source: North Dakota Department of Public Instruction (NDDPI)

Definition: “A suspension” is defined as the temporary removal of a child from school for a violation of school policies or rules. “An expulsion for substance use” is defined as a more permanent removal of a child from school for a violation of school policies or rules.

Notable Findings for North Dakota:

- During the 2014-2015 school year, North Dakota schools reported 56 suspensions or expulsions for alcohol-related incidents.

Figure 36. Suspension/Expulsion for Alcohol Incidents, Students K-12, North Dakota, 2011-2015



Note: Data reported for school years.

8. COST

Chart: Cost of Underage Drinking, North Dakota, 2010-2013

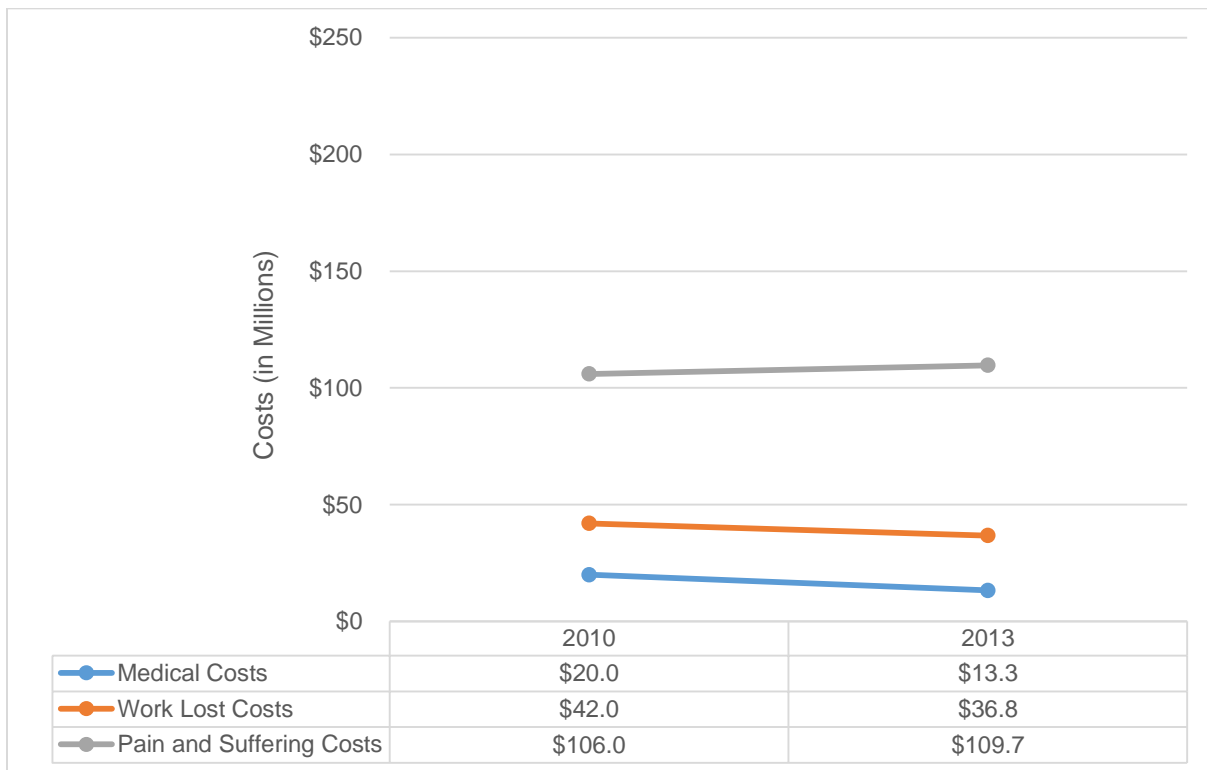
Data Source: Pacific Institute for Research and Evaluation (PIRE)

Definition: “Cost of underage drinking” includes cost of medical care, work loss, and pain and suffering.

Notable Findings for North Dakota:

- In 2013, underage drinking cost the citizens of North Dakota \$159.8 million. This translates to a cost of \$2,327 per year for each youth in the State or \$3.7 per drink consumed underage.

Figure 37. Cost of Underage Drinking, North Dakota, 2010-2013



Note: Data only available (N.D. 2010, 2013).

Chart: Cost of Underage Drinking, by Problem, North Dakota, 2010-2013

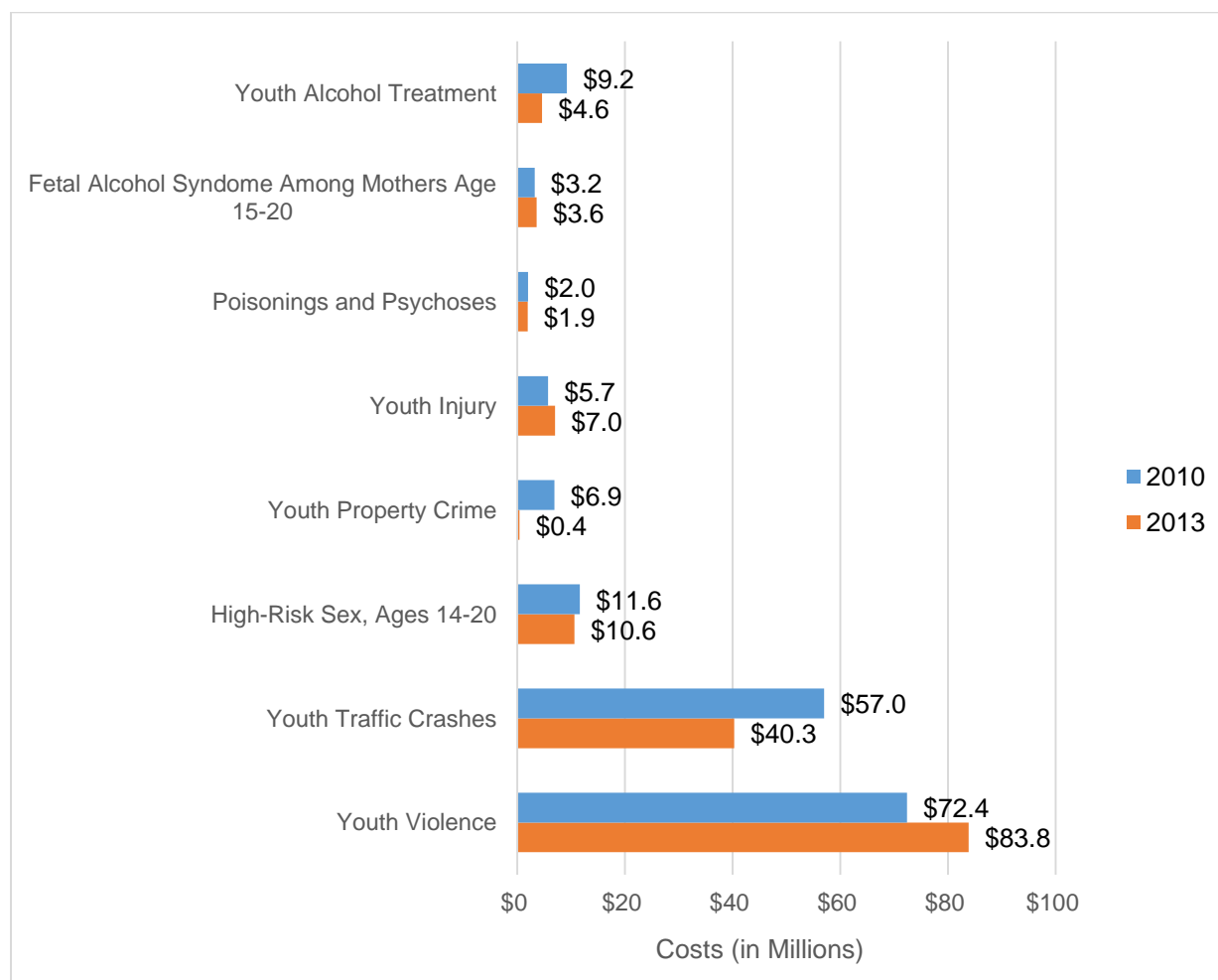
Data Source: Pacific Institute for Research and Evaluation (PIRE)

Definition: “Cost of underage drinking” includes cost of medical care, work loss, and pain and suffering.

Notable Findings for North Dakota:

- In 2013, youth violence (homicide, suicide, aggravated assault) and traffic crashes attributable to alcohol use by underage youth in North Dakota represented the largest costs for the State.

Figure 38. Cost of Underage Drinking, by Problem, North Dakota, 2010-2013



Note: Data only available (N.D. 2010, 2013).

III. APPENDICES

A. FIGURES

Figure 1. Alcohol Use (Past 30 Days), Youth (12-20 Years), North Dakota and United States, 2010-2014.....	6
Figure 2. Alcohol Use (Past 30 Days), Youth (12-17 Years), North Dakota and United States, 2008-2014.....	7
Figure 3. Alcohol Use (Past 30 Days), Youth (12-17 Years), <i>by State</i> , 2013-2014.....	8
Figure 4. Alcohol Use (Past 30 Days), High School Students (Grades 9-12), North Dakota and United States, 1999-2015	9
Figure 5. Alcohol Use (Past 30 Days), High School Students (Grades 9-12), <i>by Gender</i> , North Dakota, 1999-2015	10
Figure 6. Alcohol Use (Past 30 Days), High School Students (Grades 9-12), <i>by Grade</i> , North Dakota, 2009-2015	11
Figure 7. Alcohol Use (Past 30 Days), College Students (Under 21 Years), North Dakota, 2008-2014.....	12
Figure 8. Ever Alcohol Use, Middle School Students (Grades 7-8), North Dakota, 2011-2015	13
Figure 9. Ever Alcohol Use, Middle School Students (Grades 7-8), <i>by Gender</i> , North Dakota, 2011-2015.....	14
Figure 10. Ever Alcohol Use, Middle School Students (Grades 7-8), <i>by Grade</i> , North Dakota, 2011-2015.....	15
Figure 11. Ever Alcohol Use, High School Students (Grades 9-12), North Dakota and United States, 2007-2015.....	16
Figure 12. Ever Alcohol Use, High School Students (Grades 9-12), <i>by Gender</i> , North Dakota, 2007-2015.....	17
Figure 13. Ever Alcohol Use, High School Students (Grades 9-12), <i>by Grade</i> , North Dakota, 2007-2015.....	18
Figure 14. First Drink Before Age 11, Middle School Students (Grades 7-8), North Dakota, 2007-2015.....	19
Figure 15. First Drink Before Age 11, Middle School Students (Grades 7-8), <i>by Gender</i> , North Dakota, 2007-2015	20

Figure 16. First Drink Before Age 11, Middle School Students (Grades 7-8), <i>by Grade</i> , North Dakota, 2013-2015	21
Figure 17. First Drink Before Age 13, High School Students (Grades 9-12), North Dakota and United States, 1999-2015	22
Figure 18. First Drink Before Age 13, High School Students (Grades 9-12), <i>by Gender</i> , North Dakota, 1999-2015	23
Figure 19. First Drink Before Age 13, High School Students (Grades 9-12), <i>by Grade</i> , North Dakota, 1999-2015	24
Figure 20. Age of First Use of Alcohol, College Students, North Dakota, 2004-2014	25
Figure 21. Youth Access to Alcohol Through Family, Friends, Peers, High School Students (Grades 9-12), North Dakota and United States, 2007-2015	26
Figure 22. Sources of Alcohol, College Students (20 Years or Younger), North Dakota, 2014	27
Figure 23. Places Where Students Consume Alcohol, College Students (20 Years or Younger), North Dakota, 2012	28
Figure 24. Permissiveness of Attitudes Toward Alcohol Use, North Dakota, 2015	29
Figure 25. Alcohol Dependence (Past Year), Youth (12-17 Years), North Dakota and United States, 2009-2014.....	30
Figure 26. Alcohol Dependence (Past Year), Youth (12-17 Years), <i>by State</i> , 2013-2014...31	31
Figure 27. Driving After Consuming Alcohol (Past 30 Days), High School Students (Grades 9-12), North Dakota and United States, 1999-2015	32
Figure 28. Driving After Consuming Alcohol (Past 30 Days), High School Students (Grades 9-12), <i>by Gender</i> , North Dakota, 2013-2015	33
Figure 29. Driving After Consuming Alcohol (Past 30 Days), High School Students (Grades 9-12), <i>by Grade</i> , North Dakota, 2013-2015	34
Figure 30. DUI Juvenile Arrests, North Dakota, 2010-2014	35
Figure 31. Liquor Law Violation (LLV) Juvenile Arrests, North Dakota, 2010-2014.....	36
Figure 32. Juvenile Court Unruly Referrals, <i>by Type</i> , North Dakota, 2013-2014.....	37
Figure 33. Attended School under the Influence of Alcohol or Other Drugs (Past 30 Days), High School Students (Grades 9-12), North Dakota, 2013-2015	38

Figure 34. Attended School under the Influence of Alcohol or Other Drugs (Past 30 Days), High School Students (Grades 9-12), <i>by Gender</i> , North Dakota, 2013-2015	39
Figure 35. Attended School under the Influence of Alcohol or Other Drugs (Past 30 Days), High School Students (Grades 9-12), <i>by Grade</i> , North Dakota, 2013-2015	40
Figure 36. Suspension/Expulsion for Alcohol Incidents, Students K-12, North Dakota, 2011-2015	41
Figure 37. Cost of Underage Drinking, North Dakota, 2010-2013.....	42
Figure 38. Cost of Underage Drinking, by Problem, North Dakota, 2010-2013.....	43

IV. REFERENCES

- Centers for Disease Control and Prevention (CDC). (n.d.). *Alcohol-related disease impact application*. Retrieved from <http://www.cdc.gov/alcohol/onlinetools.htm>
- Centers for Disease Control and Prevention (CDC). (n.d.). *Youth risk behavior survey*. Retrieved from <http://www.cdc.gov/healthyyouth/data/yrbs/index.htm>
- North Dakota Department of Public Instruction (NDDPI). (n.d.). *Suspension/expulsion/truancy reports (ND Quick Stats)*. Retrieved from <https://www.nd.gov/dpi/report/set/>
- North Dakota Juvenile Court (NDJC). (2013). *North Dakota juvenile court annual report*. Retrieved from <http://www.ndcourts.gov/court/News/juvrep2013.pdf>
- North Dakota University System. (2005). *NDCORE 2004 aggregate alcohol and other drug survey report*. Bismarck, ND: ND Higher Education Consortium for Substance Abuse Prevention.
- North Dakota University System. (2007). *NDCORE 2006 aggregate alcohol and other drug survey report*. Bismarck, ND: ND Higher Education Consortium for Substance Abuse Prevention.
- North Dakota University System. (2009). *NDCORE 2008 aggregate alcohol and other drug survey report*. Bismarck, ND: ND Higher Education Consortium for Substance Abuse Prevention.
- North Dakota University System. (2011). *NDCORE 2010 aggregate alcohol and other drug survey report*. Bismarck, ND: ND Higher Education Consortium for Substance Abuse Prevention.
- North Dakota University System. (2013). *NDCORE 2012 aggregate alcohol and other drug survey report*. Bismarck, ND: ND Higher Education Consortium for Substance Abuse Prevention.
- North Dakota University System. (2015). *NDCORE 2014 aggregate alcohol and other drug survey report*. Bismarck, ND: ND Higher Education Consortium for Substance Abuse Prevention.
- Pacific Institute for Research and Evaluation (PIRE). (2011). *Underage Drinking in North Dakota: The Facts*. Calverton, MD.
- Pacific Institute for Research and Evaluation (PIRE). (2014). *Underage Drinking in North Dakota: The Facts*. Retrieved from <https://ndspfsig.wikispaces.com/file/view/Costs+of+UAD+in+ND.pdf>

United States Department of Health and Human Services, Substance Abuse and Mental Health Services Administration, Office of Applied Studies, & Inter-University Consortium for Political and Social Research. (n.d.). *National survey on drug use and health*. Retrieved from <https://nsduhweb.rti.org/respweb/homepage.cfm>