



Senate Bill 2012

*House Appropriations Committee | HR Division
Representative Nelson, Chairman*

*Office of Refugee Services, Holly Triska-Dally
March 13, 2023*



Health & Human Services

Refugee Services Purpose and ND Century Code Reference

Building a life in a new community is challenging.

Imagine losing everything and then having to rebuild in a new country with limited community connections, resources, and acceptance.

Our programs develop community collaborations to strengthen and guide newcomers as they become welcomed neighbors and valued contributors to the economy.

Chapter	Chapter Name
50-06-01.4	Structure of the Department a. Administration of programs for children and families, including refugee services



Refugee Services Section

Official Chain of Designation

HHS gives **authority** to the State Refugee Coordinator to:

- Oversee the State Plan
- Oversee the Office of Refugee Resettlement (ORR) Budget

Governor
Doug Burgum

**DHHS
Commissioner**
Chris Jones

**DHHS Deputy
Commissioner**
Sara Stolt

**State Refugee
Coordinator**
Holly Triska

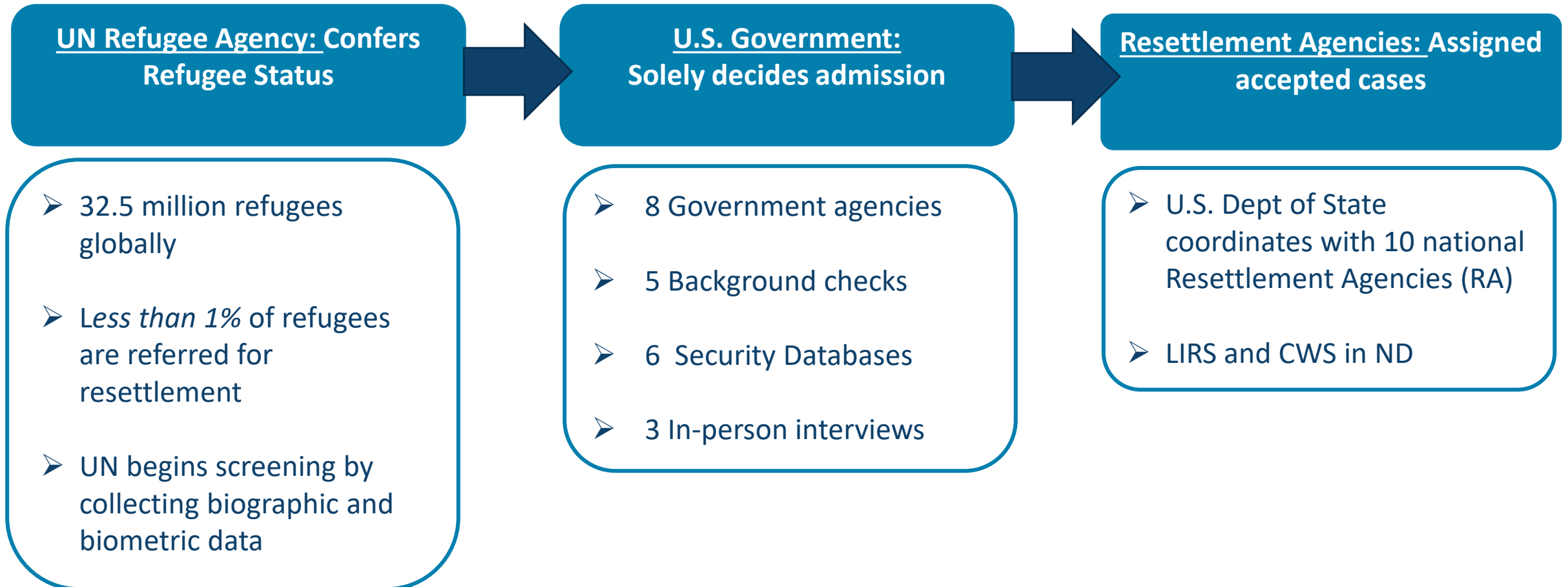
**State URM
Administrator**
Katie Behrend

**Refugee Health
Coordinator**
Dipshikha Sharma

**State Operations
Coordinator**
Ermina Jelovac

Who is a Refugee?

Refugee: A person forced to flee their home country to escape persecution, war, or violence.



Office of Refugee Resettlement (ORR) Additional Eligible Populations



Special
Immigrant
Visa Holders



Afghan
Humanitarian
Parolees



Ukrainian
Humanitarian
Parolees

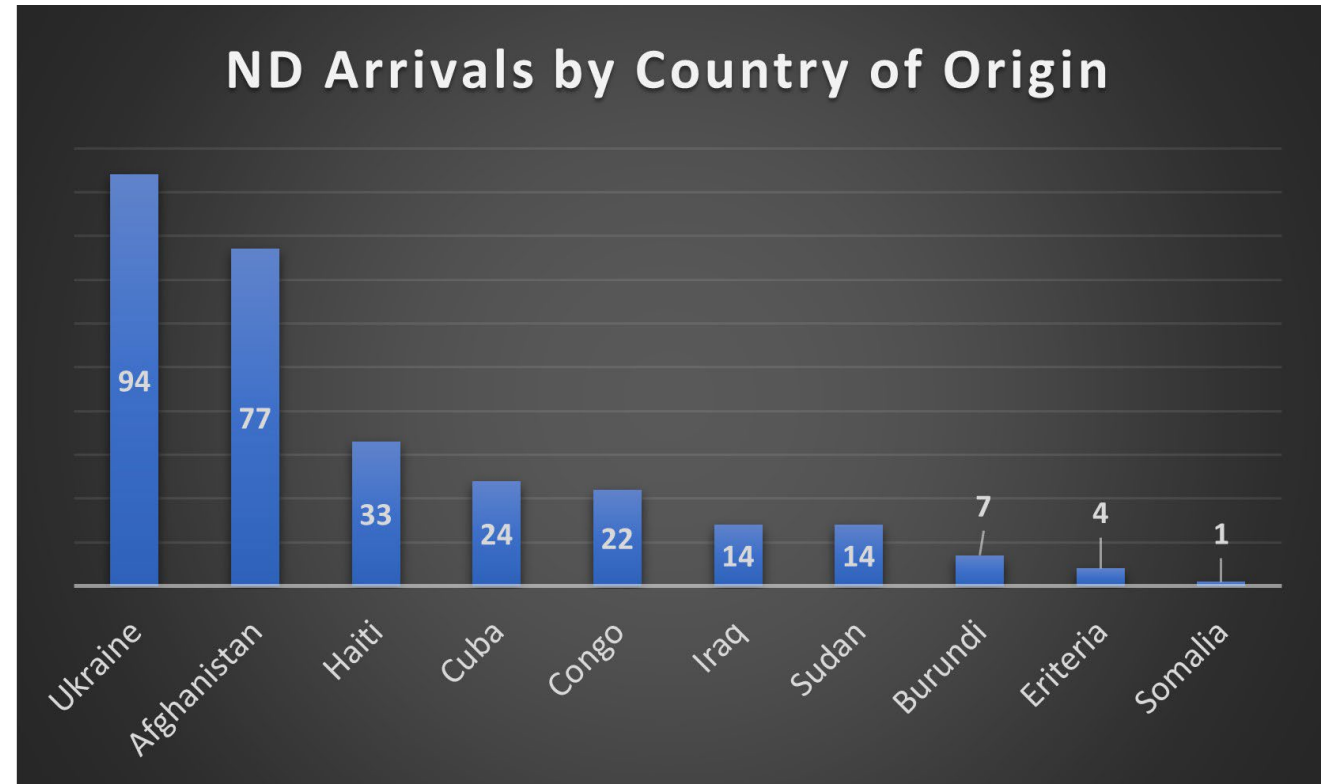


Cuban or
Haitian
Parolees

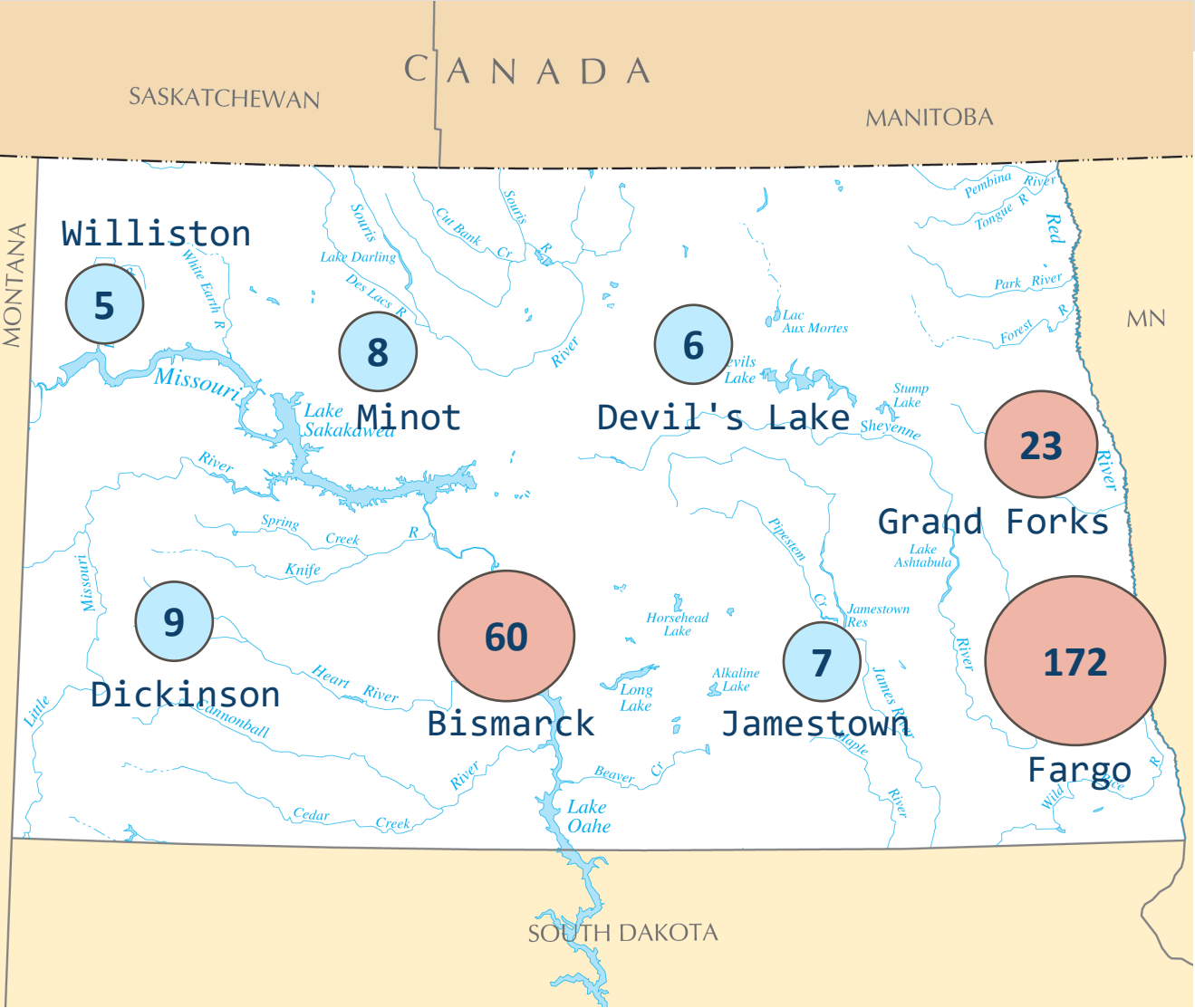
Who we serve

- All populations meeting Office of Refugee Resettlement eligibility criteria
- Neary 60% of arrivals are from Ukraine and Afghanistan

(July 2021 – December 2022)



Geographic Distribution of ND's Refugees



H.B. No. 1012

Resettle refugees in at least five geographically diverse communities in the state outside of the existing resettlement communities with a goal of resettling 25% of new refugees outside of existing resettlement communities.

Resettlement since July 2021: 290

Outside of Fargo: 41%

2023 -2025 Authorized and Vacant FTE

Refugee Services			
23-25 Authorized FTE Base	23-25 Executive Budget FTE	23-25 Engrossed SB 2012 FTE	# vacancies 12-31-22 (from base)
4.0	4.0	4.0	0.0

Comparison of 2023-2025 Funding

Description	2022 - 2025 Budget Base	Increase / (Decrease)	2023 - 2025 Executive Budget	Increase / (Decrease)	Engrossed SB 2012
General Fund	\$ -	\$ -	\$ -	\$ -	-
Federal Funds	8,464,469	4,165,058	12,629,527	(7,956)	12,621,571
Other Funds	-	-	-	-	-
Total Funds	\$ 8,464,469	\$ 4,165,058	\$ 12,629,527	\$ (7,956)	\$ 12,621,571

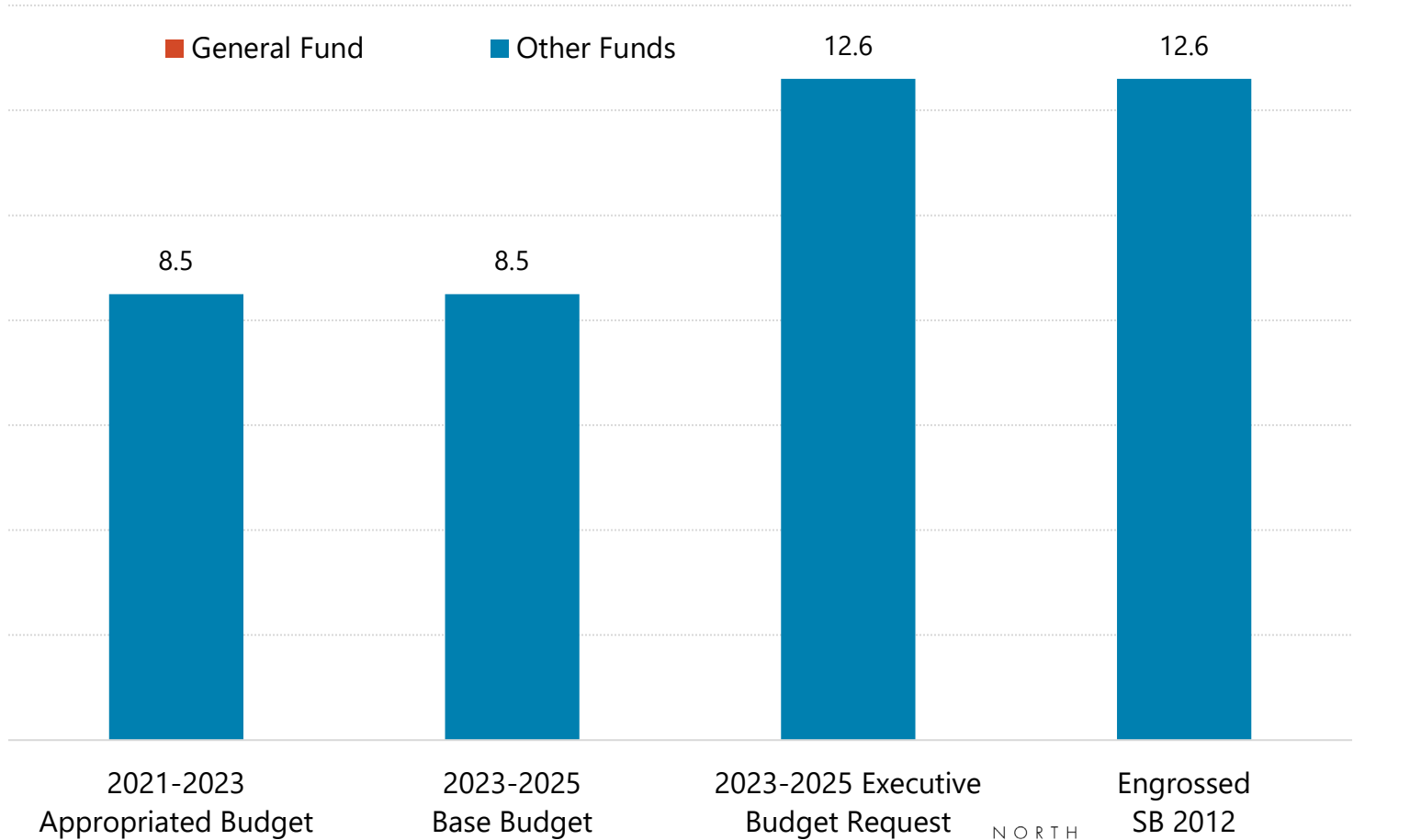
Comparison of Total Budget with Funding (in millions)

Appropriated Budget is Larger Than Base

INCREASE FROM BASE TO ENGROSSED
SB 2012 \$4.10 MILLION

Increases Driven by:

- Afghanistan Supplemental Appropriations Act
- Additional Ukraine Supplemental Appropriations Act
- Data Management System
- Increased Focus on Refugee Behavioral Health



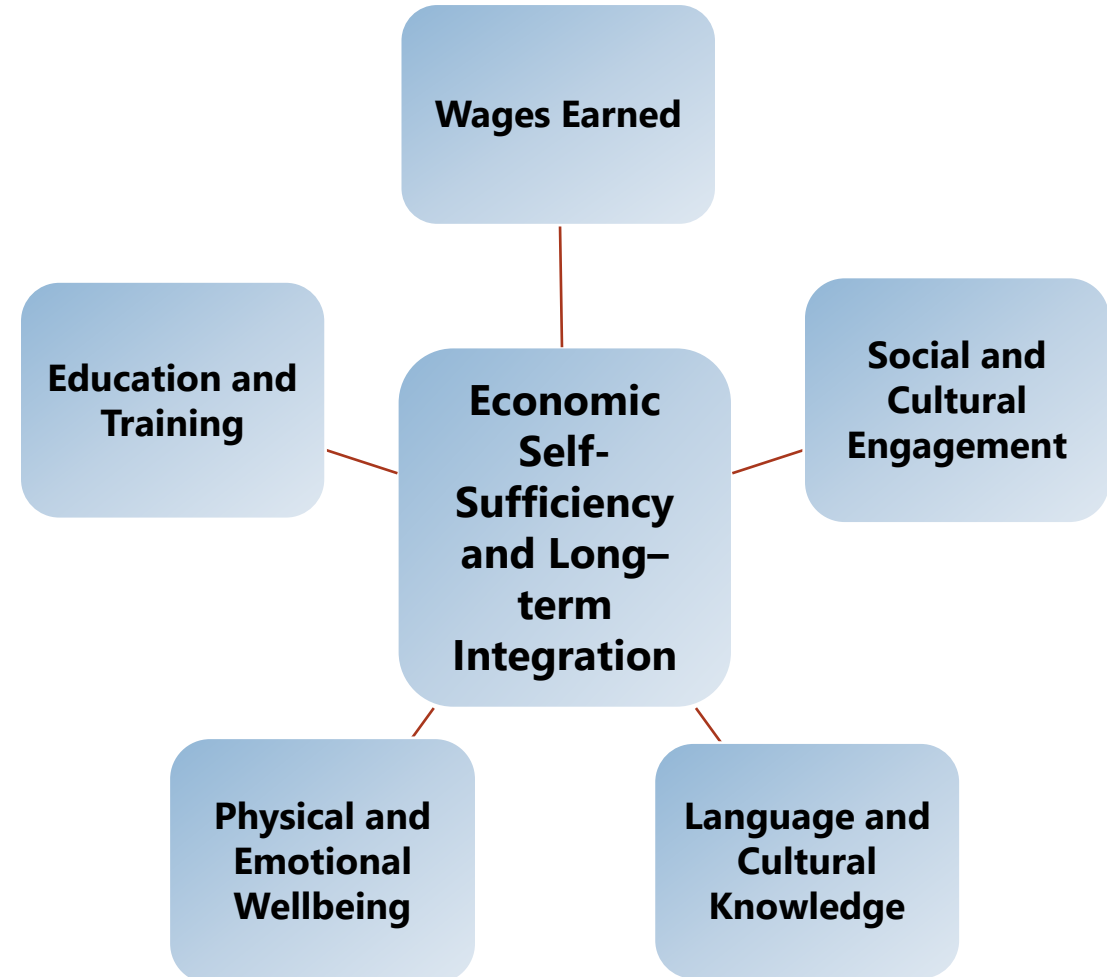
Comparison of 2023-2025 Budgets and Related Funding By Detailed Expense

Description	2022 - 2025 Budget Base	Increase / (Decrease)	2023 - 2025 Executive Budget	Increase / (Decrease)	Engrossed SB 2012
511x Salaries - Regular	\$ 1,416,485	\$ (837,568)	\$ 578,917	\$ (10,922)	\$ 567,995
512x Salaries - Other	-	-	-	-	-
513x Salaries Temp	-	-	-	-	-
514x Salaries Overtime	-	-	-	-	-
516x Salaries Benefits	-	269,603	269,603	2,966	272,569
Total Salaries & Benefits	\$ 1,416,485	\$ (567,965)	\$ 848,520	\$ (7,956)	\$ 840,564
52x Travel	2,650	55,775	58,425	-	58,425
53x Supply	-	5,000	5,000	-	5,000
54x Postage & Printing	-	200	200	-	200
55x Equipment under \$5,000	-	-	-	-	-
56x Utilities	-	-	-	-	-
57x Insurance	-	-	-	-	-
58x Rent/Leases - Bldg/Equip	-	7,801	7,801	-	7,801
59x Repairs	-	-	-	-	-
61x Professional Development	411	14,554	14,965	-	14,965
62x Fees - Operating & Professional	439,302	40,038	479,340	-	479,340
67x Expenses	-	-	-	-	-
53x Supplies	-	6,300	6,300	-	6,300
60x IT Expenses	-	-	-	-	-
68x Land, Building, Other Capital	-	-	-	-	-
69x Over	-	-	-	-	-
69x Equipment Over \$5,000	-	-	-	-	-
71x Grants, Benefits, & Claims	6,605,621	4,603,355	11,208,976	-	11,208,976
72x Transfers	-	-	-	-	-
Total Operating	\$ 7,047,984	\$ 4,733,023	\$ 11,781,007	\$ -	\$ 11,781,007
Total	\$ 8,464,469	\$ 4,165,058	\$ 12,629,527	\$ (7,956)	\$ 12,621,571

One-Time Expenditures

Data Management System: \$1.1M

- Tracks progress of individuals and programs overtime
- Facilitates referrals to Refugee Support Service providers
- Produces ORR and State reports



About State Refugee Grants and Contracts

Refugee Support Services

- Local Case Management
- English Language Learning
- Employment Support
- Immigration Services

Refugee Cash Assistance

Set-Aside Programs

- Refugee School Impact
- Youth Mentoring
- Refugee Health Promotion
- Services to Older Refugees

Unaccompanied Refugee Minor

ND Refugee Employment and Skill Acquisition

Refugees are Economic Contributors

Top ND Industries Employing Refugees:



46% Manufacturing



17% Retail/Food Service



12% Education/Training



11% Child Care

English Language Enrollment: 55%

Average Wage: \$17.50

Policy Bills with Impact to Refugee Services Work

S.B. 2142 – Office of Immigration



Refugee Services: What's on the horizon?

- Improved assessments and outcome measurement
- Improved access to English Language Learning
- Expanded community-based and employment sector relationships
- Enhanced focus on behavioral health services



From Struggle to Resilience: Examining 3.4M U.S. refugee arrivals since 1975

Median Annual Income

< 5 years = \$22,000

> 25 years = \$67,000

Economic Benefits Outweigh Costs

Year 1: Estimated Cost of resettlement = \$15k

Year 8: Taxes paid exceed investment

Year 20: \$21k more in taxes than initial investment

40% of Fortune 500 companies founded by immigrants or their children

13% of refugees are entrepreneurs (\$4.6B in business income annually)

Welcoming as a Workforce Strategy



Immigration is Our History:

100 years ago, 80% of North Dakotans were immigrants or the children of immigrants.



Immigration Policy is Federal:

Immigration channels and the caps on participation are set at the federal level.



Newcomer Integration is Local:

Our local approach to helping newcomers thrive situates us for economic success.



Contact information

Holly Triska-Dally

State Refugee Coordinator

htriskadally@nd.gov

www.hhs.nd.gov