



MEDICAL SERVICES

North Dakota Medicaid Quality Measures Annual Report Adult Core Set FFY 2023

May 2024

This document is archived and is maintained for historical, research or record keeping purposes only.



Health & Human Services

BACKGROUND

Section 1139B of the Social Security Act (the Act) requires the Secretary of Health and Human Services (HHS) to identify and publish a core set of health care quality measures for Medicaid enrolled adults (Adult Core Set). This legislation parallels the requirement under Section 1139A of the Act to identify and publish a core set of quality measures for children enrolled in Medicaid and the Children's Health Insurance Program (CHIP).

Implementation of a standardized Adult Core Set is helping the Centers for Medicare & Medicaid Services (CMS) and states move toward a national system for quality measurement, reporting, and improvement. The data collected from these measures help CMS to better understand the quality of health care that adults enrolled in Medicaid receive. The Act requires the Secretary of HHS to make publicly available the information states voluntarily report to CMS on the quality of health care furnished to adults covered by Medicaid.¹

¹ As part of Section 5001 of the Substance Use-Disorder Prevention that Promotes Opioid Recovery and Treatment for Patients and Communities Act (SUPPORT for Patients and Communities Act) of 2018, mandatory state reporting of the Behavioral Health measures on the Adult Core Set will take effect in 2024. Mandatory reporting of the Behavioral Health measures on the Adult Core Set will further advance CMS's efforts to ensure a standardized system for quality measurement with the goal of improving the quality of care for beneficiaries in Medicaid and CHIP.

Table of Contents

Primary Care Access & Preventive Care

Breast Cancer Screening (BCS-AD)	5
Cervical Cancer Screening (CCS-AD).....	6
Chlamydia Screening in Women (CHL-AD)	7
Colorectal Cancer Screening (COL-AD).....	8
Flu Vaccinations for Adults (FVA-AD)	9

Maternal and Perinatal Health

Contraceptive Care-Postpartum Women Ages 22-44 (CCP-AD).....	10
Contraceptive Care-All Women Ages 21-44 (CCW-AD)	11
Prenatal and Postpartum Care: Postpartum Care (PPC-AD)	12

Care of Acute & Chronic Conditions

Avoidance of Antibiotic Treatment for Acute Bronchitis/Bronchiolitis (AAB-AD).....	13
Asthma Medication Ratio (AMR-AD)	14
Controlling High Blood Pressure (CBP-AD)	15
Concurrent Use of Opioids and Benzodiazepines (COB-AD).....	16
Hemoglobin A1c Control for Patients with Diabetes (HBD-AD).....	17
Use of Opioids at High Dosage in Persons Without Cancer (OHD-AD).....	18
Plan All-Cause Readmission (PCR-AD)	19
Diabetes Short-Term Complications Admission Rate (PQI01-AD)	20
COPD or Asthma in Older Adults Admission Rate (PQI05-AD).....	21
Heart Failure Admission Rate (PQI08-AD).....	22
Asthma in Younger Adults Admission Rate (PQI15-AD).....	23

Behavioral Health Care

Antidepressant Medication Management (AMM-AD)	24
Screening for Depression and Follow-Up Plan (CDF-AD)	25
Follow-Up After Emergency Department Visit for Alcohol and Other Drug Abuse or Dependence (FUA-AD)	26
Follow-Up After Hospitalization for Mental Illness (FUH-AD)	27
Follow-Up After Emergency Department Visit for Mental Illness (FUM-AD).....	28

2023 Core Set of Adults Health Care Quality Measures for Medicaid and Medicaid Expansion

Diabetes Care for People with Serious Mental Illness: HbA1c Poor Control (>9.0%) (HPCMI-AD) 29

Initiation and Engagement of Alcohol and Other Drug Abuse or Dependence Treatment (IET-AD)30-31

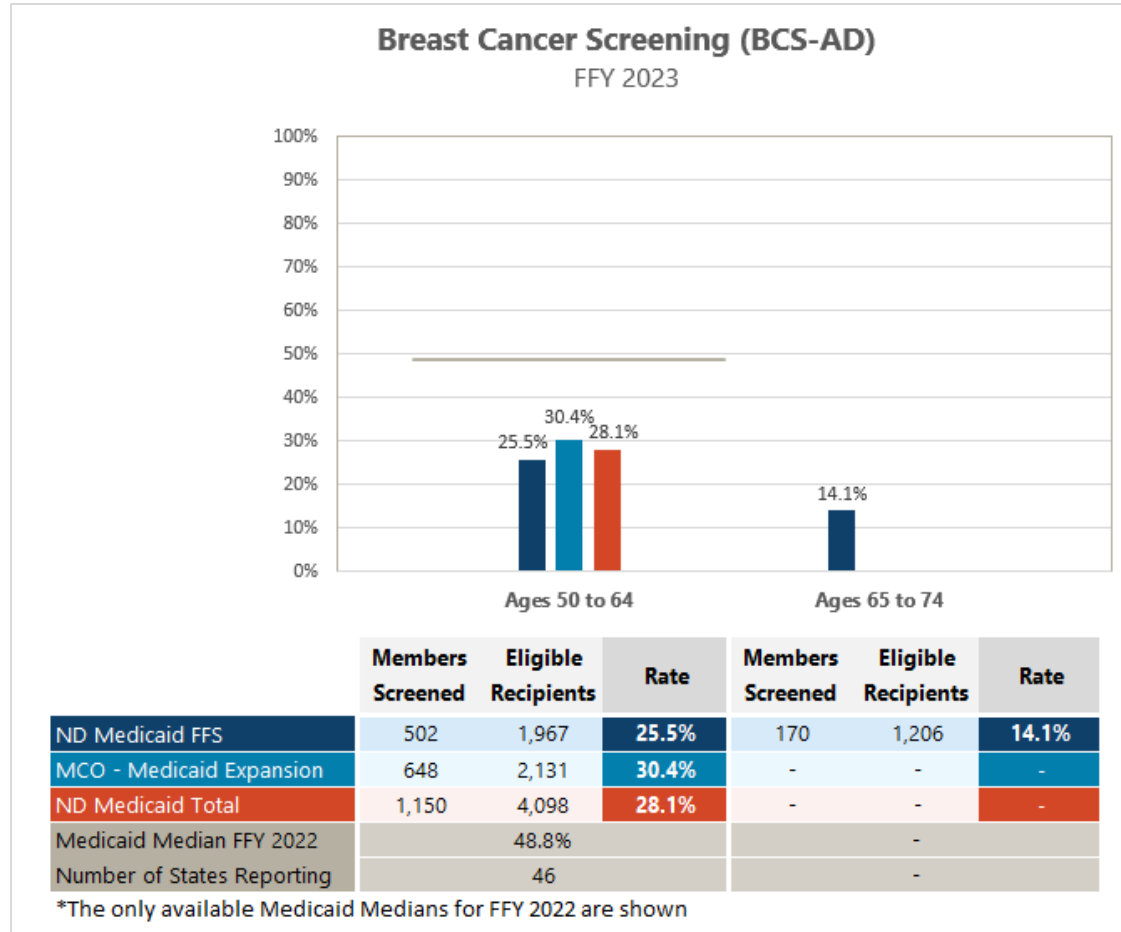
Medical Assistance with Smoking and Tobacco Use Cessation (MSC-AD) 32

Use of Pharmacotherapy for Opioid Use Disorder (OUD-AD) 33

Adherence to Antipsychotic Medications for Individuals with Schizophrenia (SAA-AD)..... 34

Diabetes Screening for People with Schizophrenia or Bipolar Disorder Who are Using Antipsychotic Medications (SSD-AD)..... 35

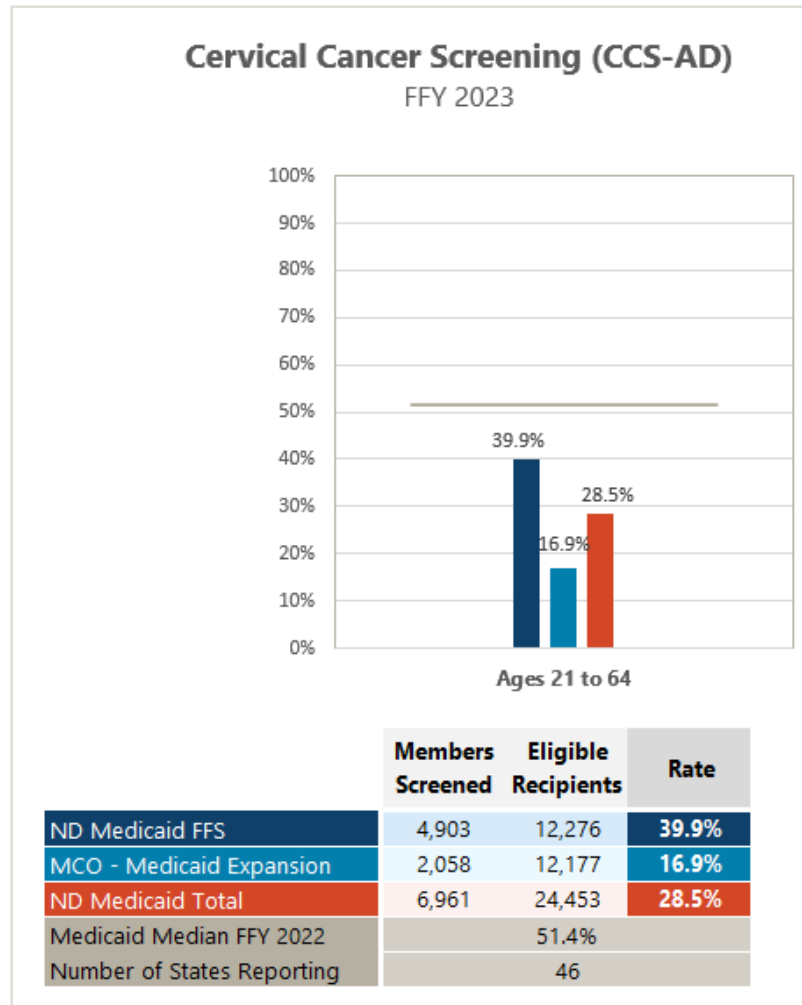
Primary Care Access & Preventive Care



MEASURE DESCRIPTION

This measure shows the percentage of women ages 50 to 74 who had a mammogram to screen for breast cancer during the measurement year or the two years prior to the measurement year.

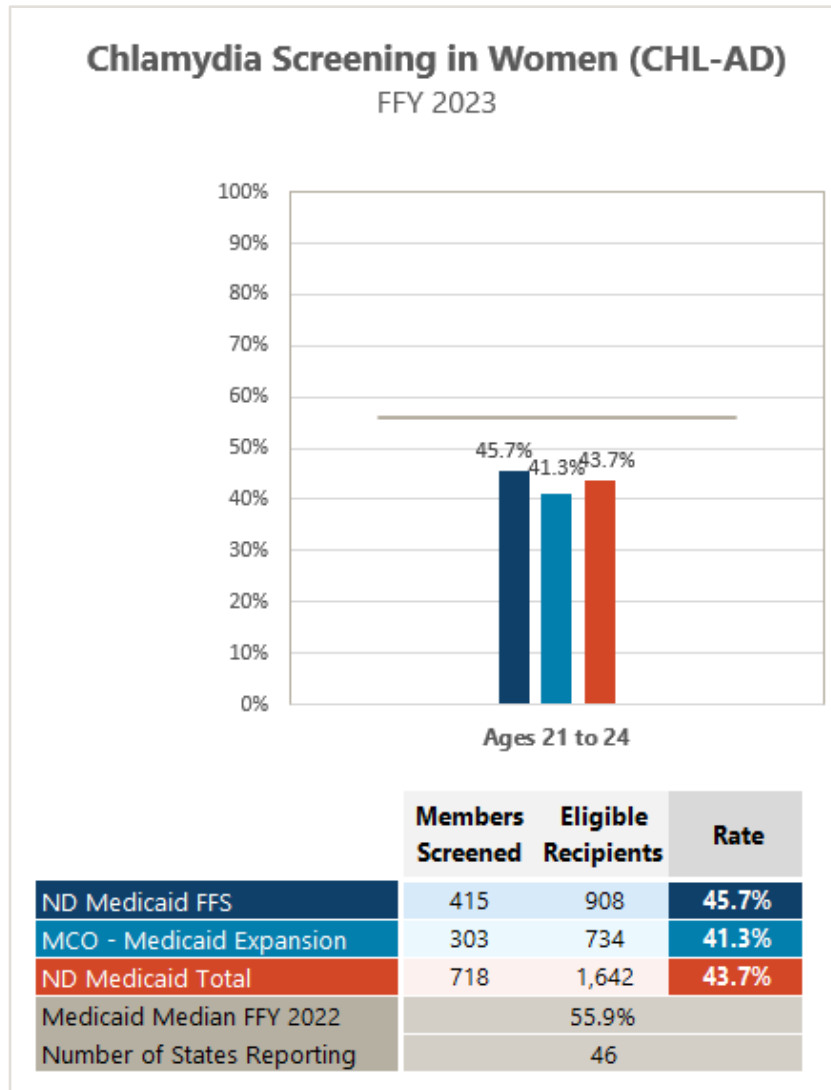
[Table of Contents](#)



MEASURE DESCRIPTION

This measure shows the percentage of women ages 21 to 64 who were screened for cervical cancer using one of the following criteria: (1) women ages 21 to 64 who had cervical cytology performed within the last 3 years; (2) women ages 30 to 64 who had cervical high-risk human papillomavirus (hrHPV) testing performed within the last 5 years; or (3) women ages 30 to 64 who had cervical cytology/high-risk human papillomavirus (hrHPV) co-testing within the last 5 years.

[Table of Contents](#)

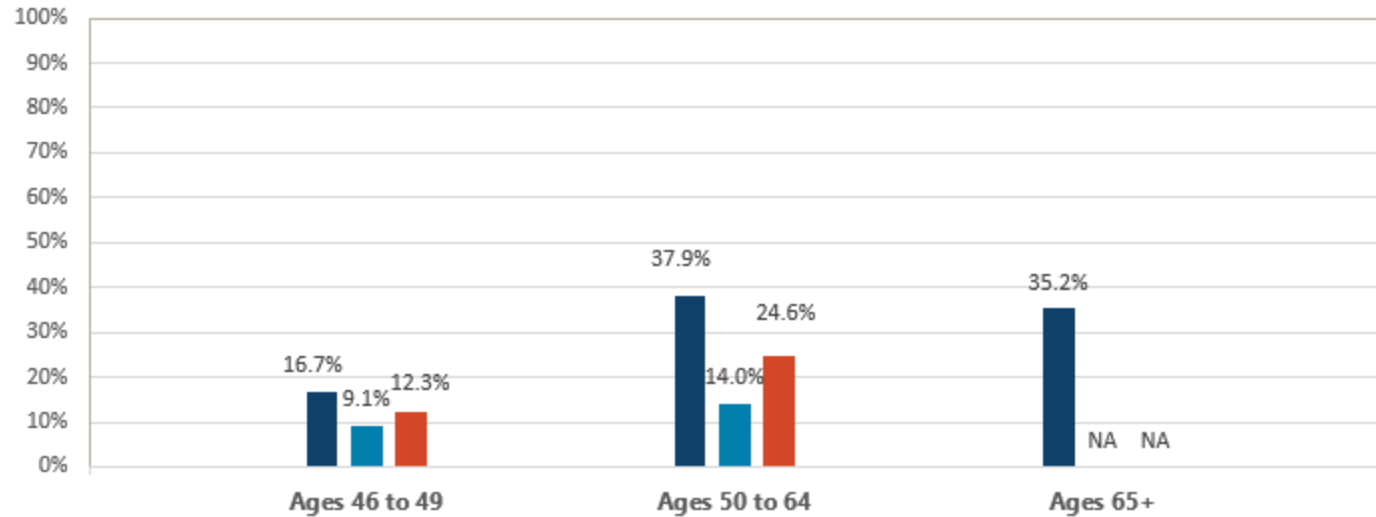


MEASURE DESCRIPTION

This measure shows the percentage of women ages 21 to 24 who were identified as sexually active and who had at least one test for chlamydia during the measurement year.

[Table of Contents](#)

Colorectal Cancer Screening (COL-AD) FFY 2023



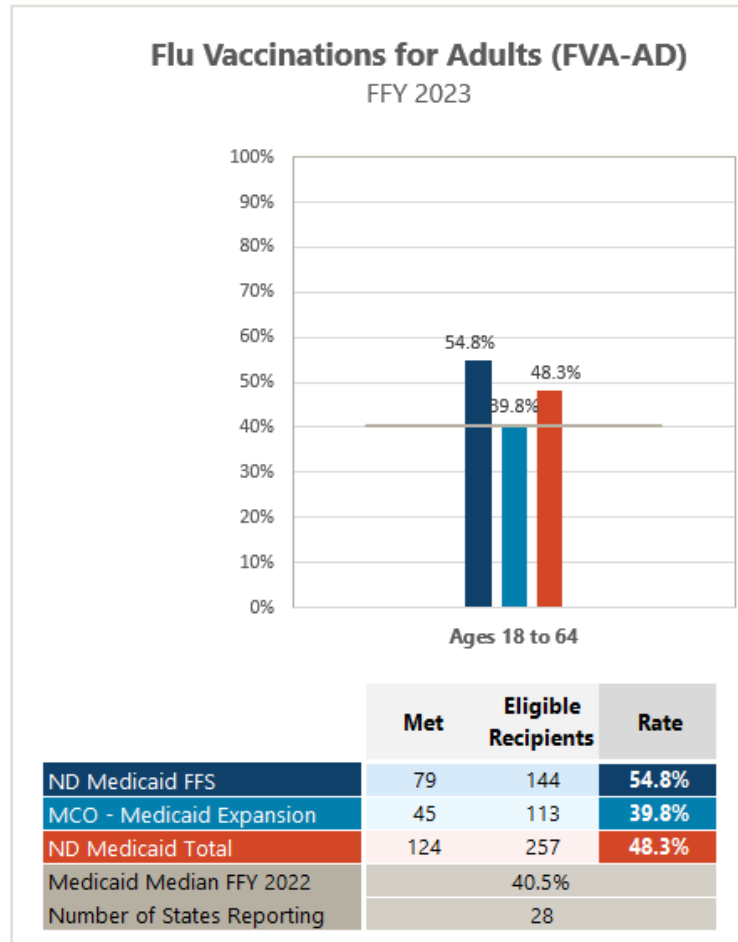
	Members Screened	Eligible Recipients	Rate	Members Screened	Eligible Recipients	Rate	Members Screened	Eligible Recipients	Rate
ND Medicaid FFS	177	1,059	16.7%	1,614	4,256	37.9%	886	2,515	35.2%
MCO - Medicaid Expansion	134	1,468	9.1%	757	5,401	14.0%	-	-	-
ND Medicaid Total	311	2,527	12.3%	2,371	9,657	24.6%	-	-	-
Medicaid Median FFY 2022	-	-	-	-	-	-	-	-	-
Number of States Reporting	-	-	-	-	-	-	-	-	-

*No Medicaid Median available at this time

MEASURE DESCRIPTION

This measure shows the percentage of beneficiaries ages 45 to 75 who had appropriate screening for colorectal cancer.

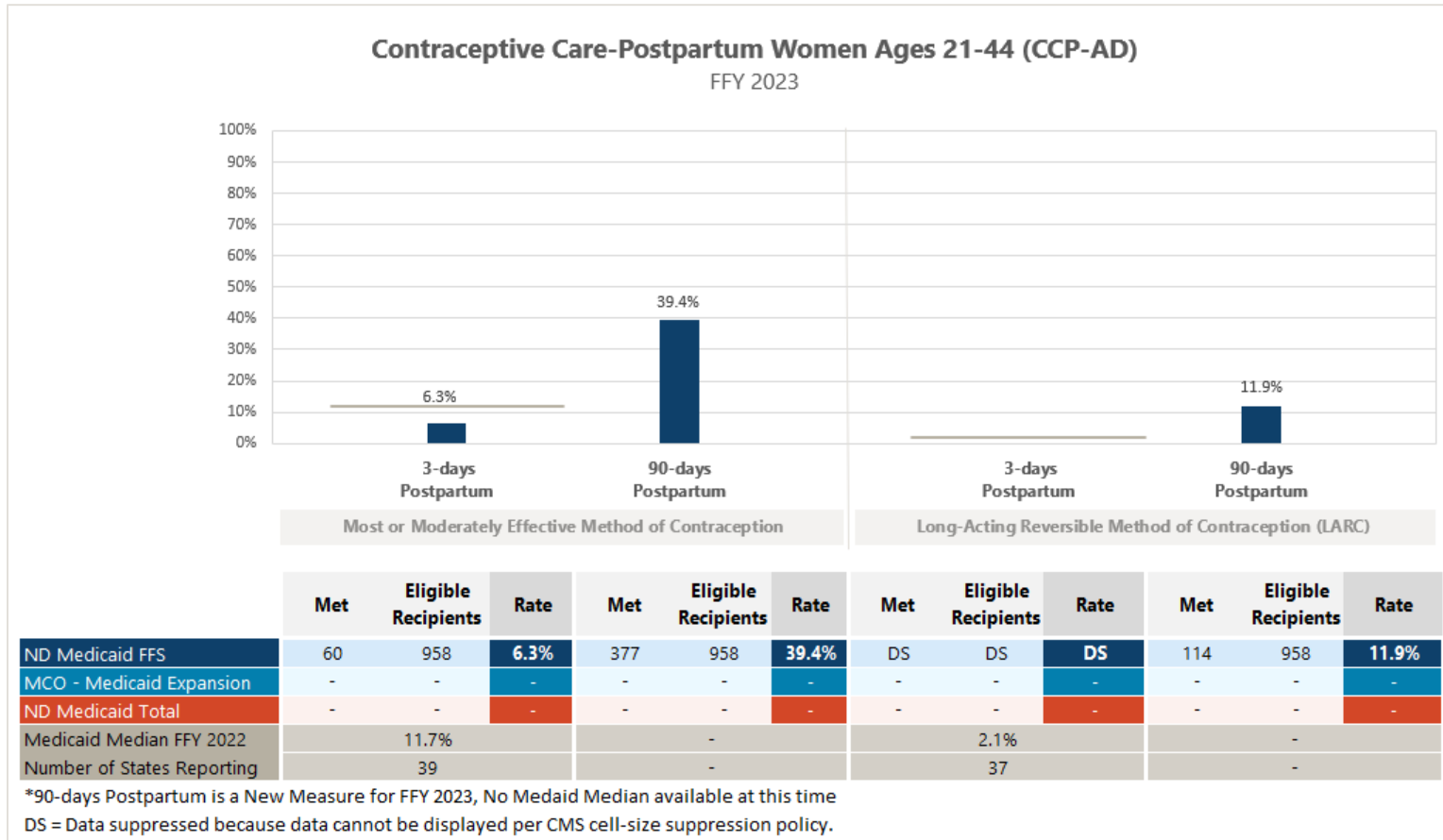
[Table of Contents](#)



MEASURE DESCRIPTION

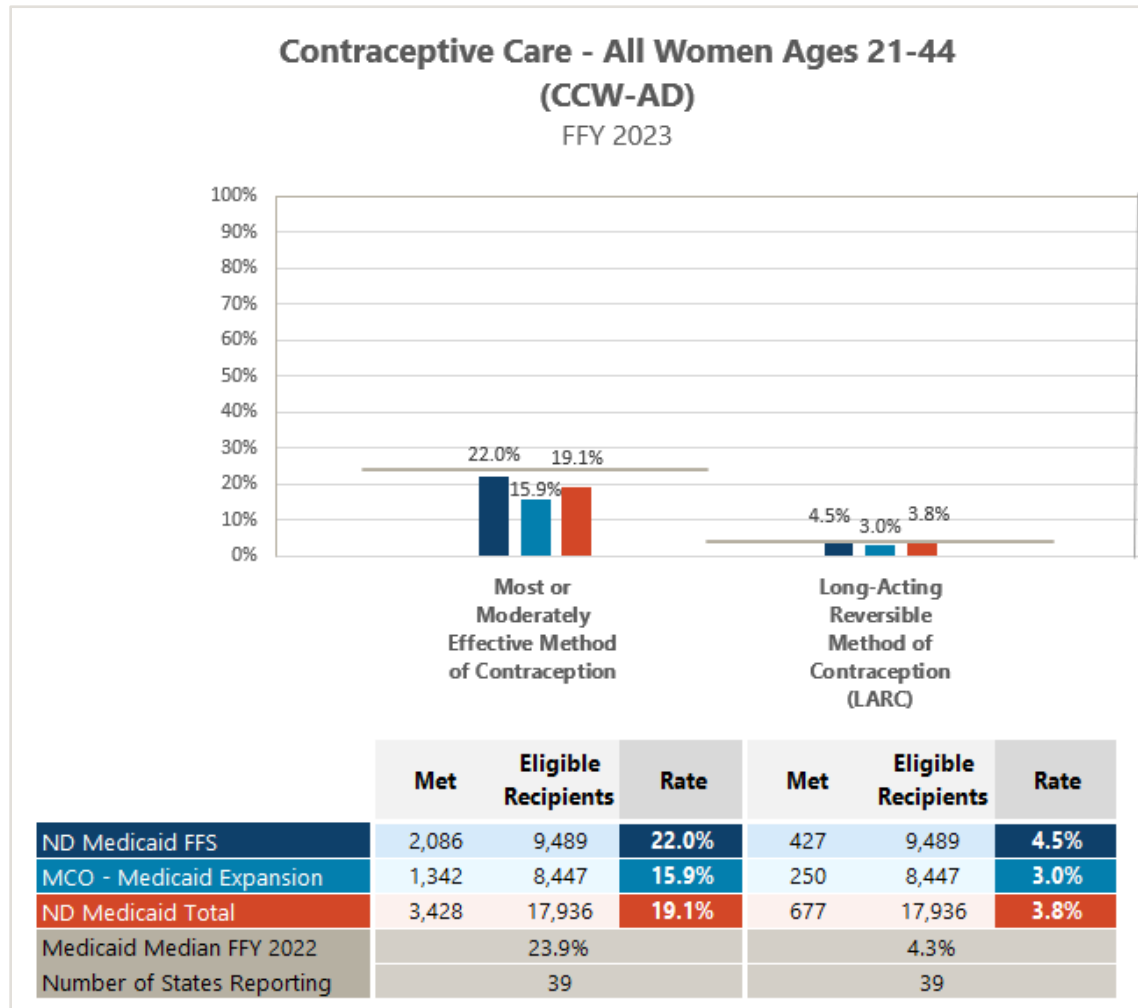
This measure shows the percentage of beneficiaries ages 18 to 64 who received a flu vaccination between July 1 of the measurement year and the date when the CAHPS 5.1H Adult Survey was completed.

Maternal & Perinatal Health



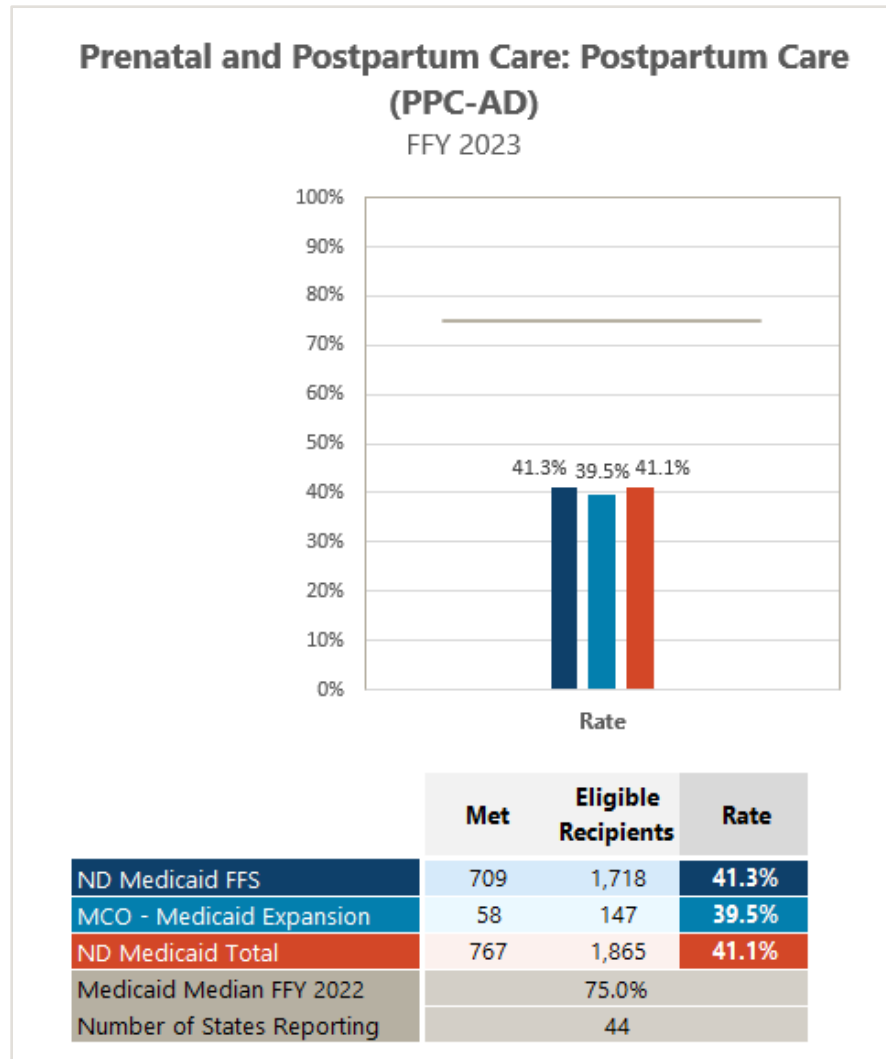
MEASURE DESCRIPTION

This measure assesses *access to contraceptive care*, including the percentage of postpartum women ages 21 to 44 who had a Live Birth and who were provided most or moderately effective method of contraception as well as the percentage who were provided a long-acting reversible method of contraception (LARC) within 3 and 90 days of delivery.



MEASURE DESCRIPTION

This measure assesses the percentage of women ages 21 to 44 at risk of unintended pregnancy who were provided a most or moderately effective method of contraception as well as the percentage who were provided a long-acting reversible method of contraception (LARC).

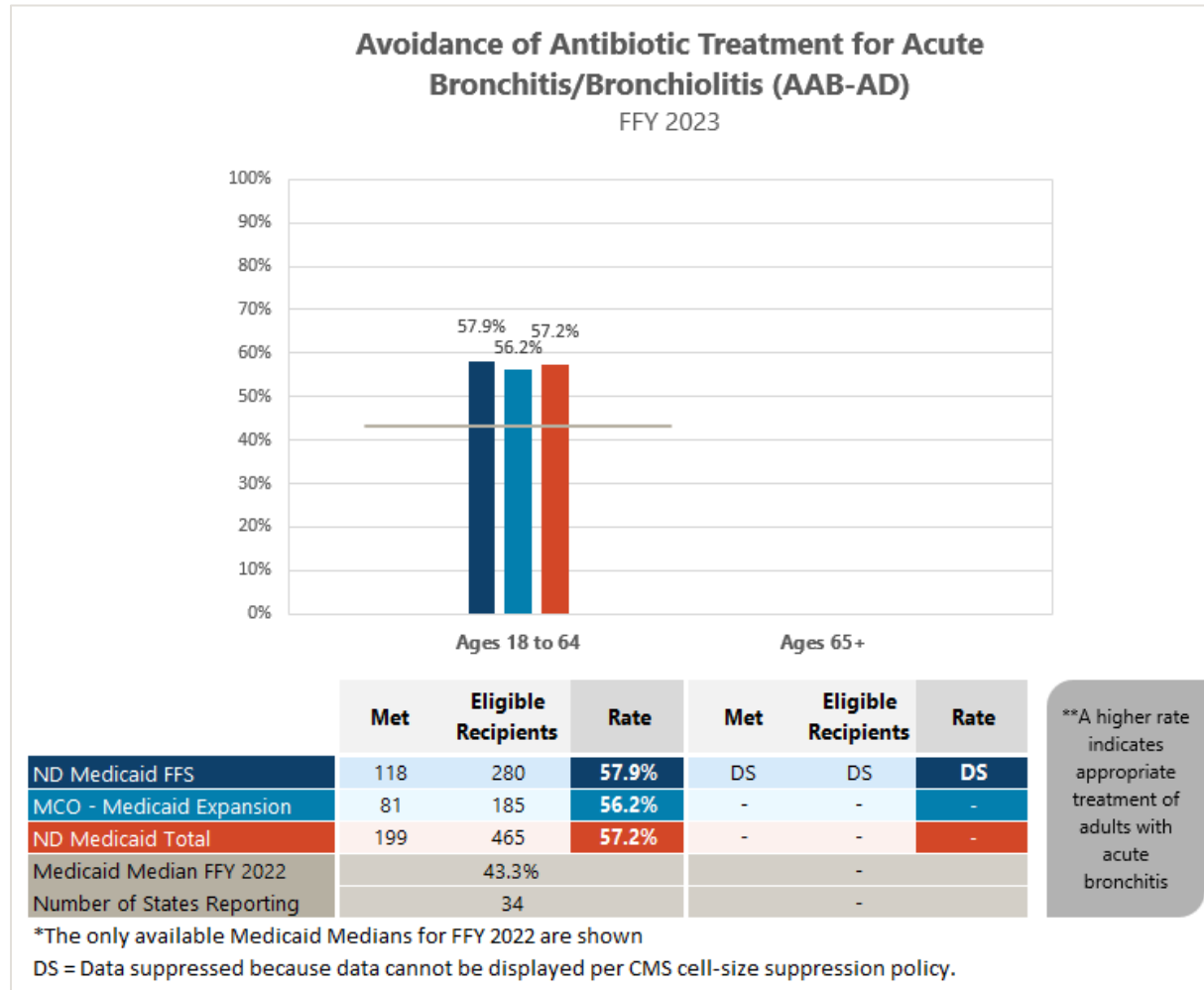


MEASURE DESCRIPTION

This measure assesses how often women delivering a live birth received timely postpartum care (between 7 and 84 days after delivery) of the measurement year.

[Table of Contents](#)

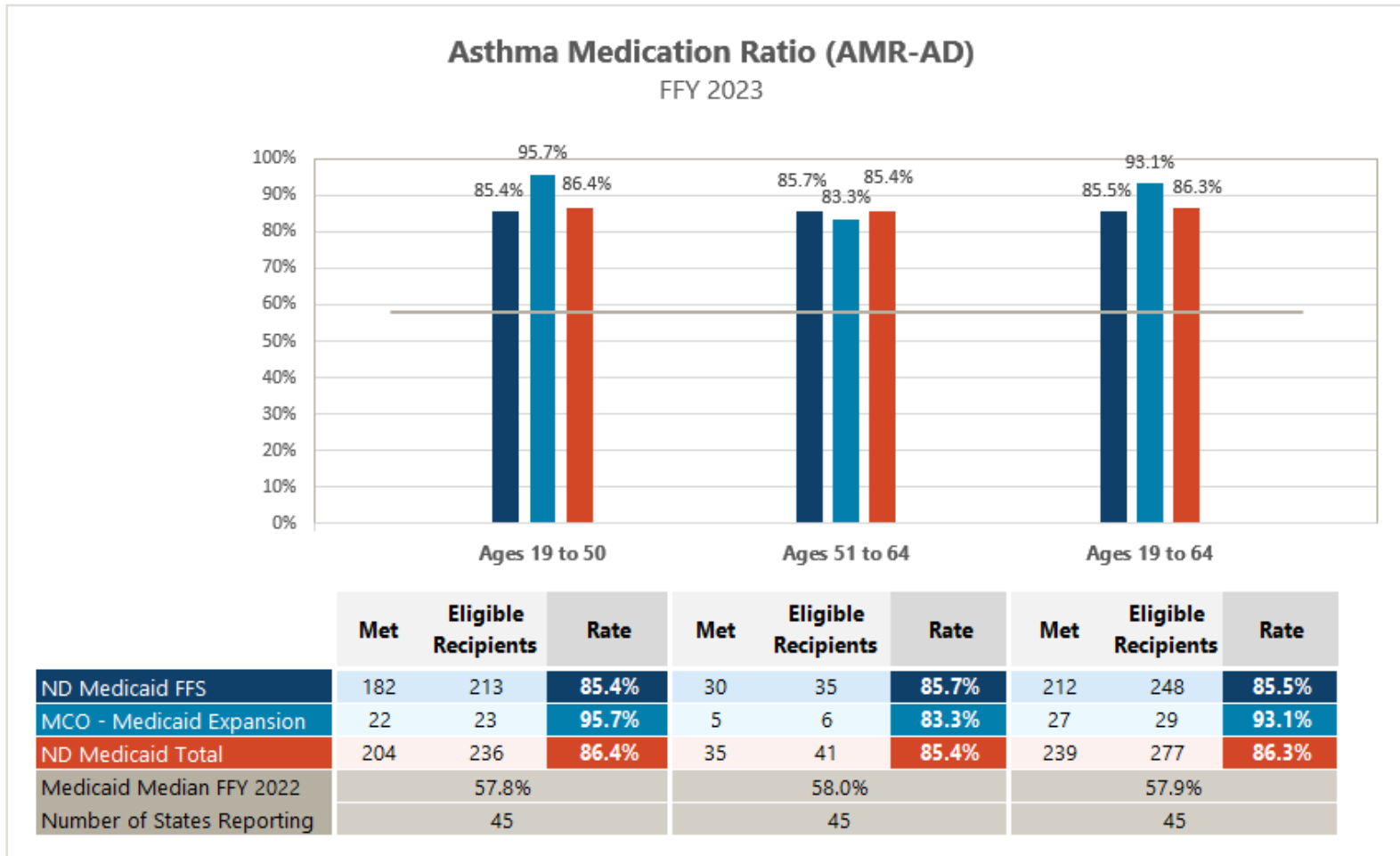
Care of Acute & Chronic Conditions



MEASURE DESCRIPTION

This measure shows a percentage of episodes for adults ages 18 and older with a diagnosis of acute bronchitis/bronchiolitis that did not result in an antibiotic dispensing event.

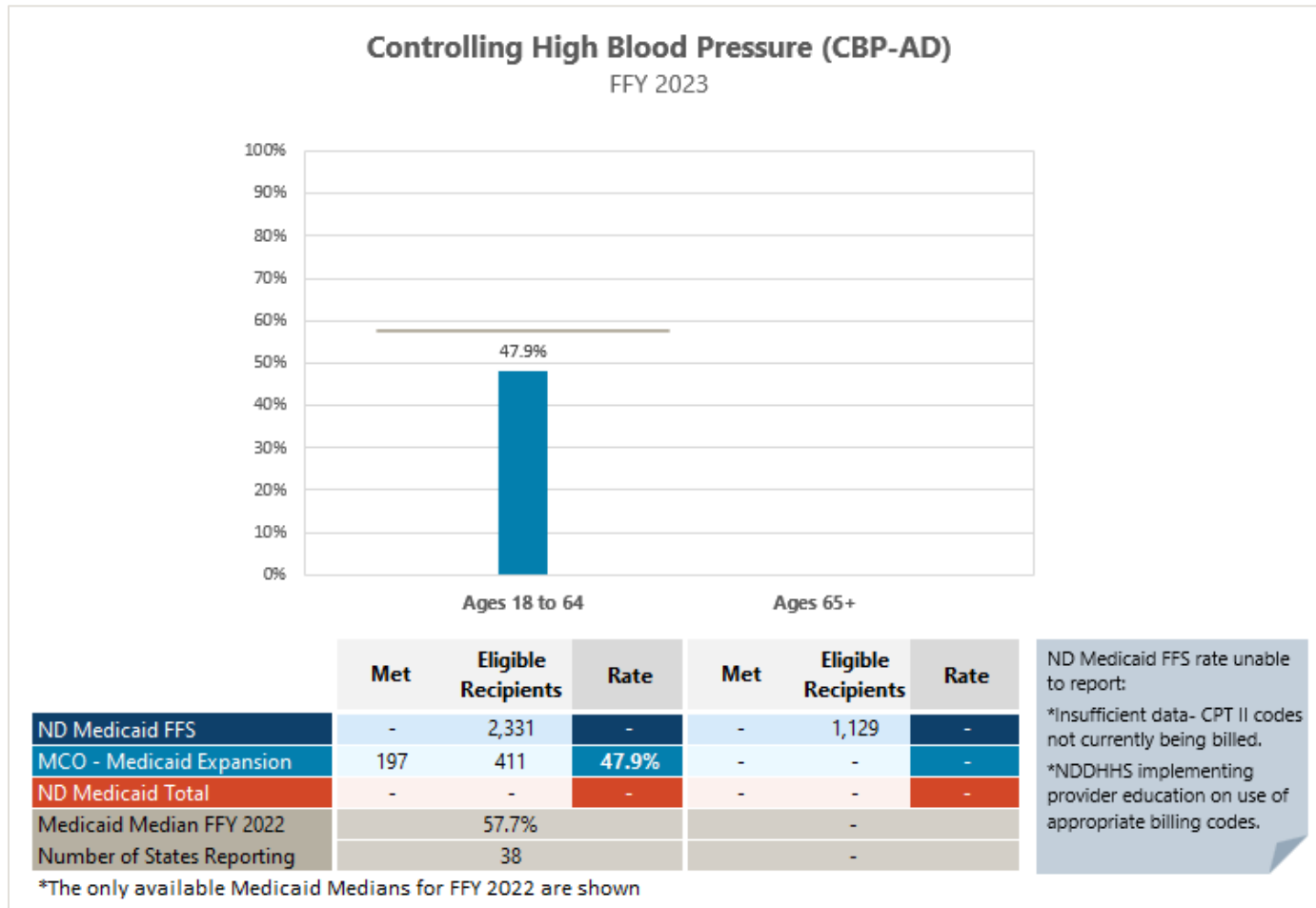
[Table of Contents](#)



MEASURE DESCRIPTION

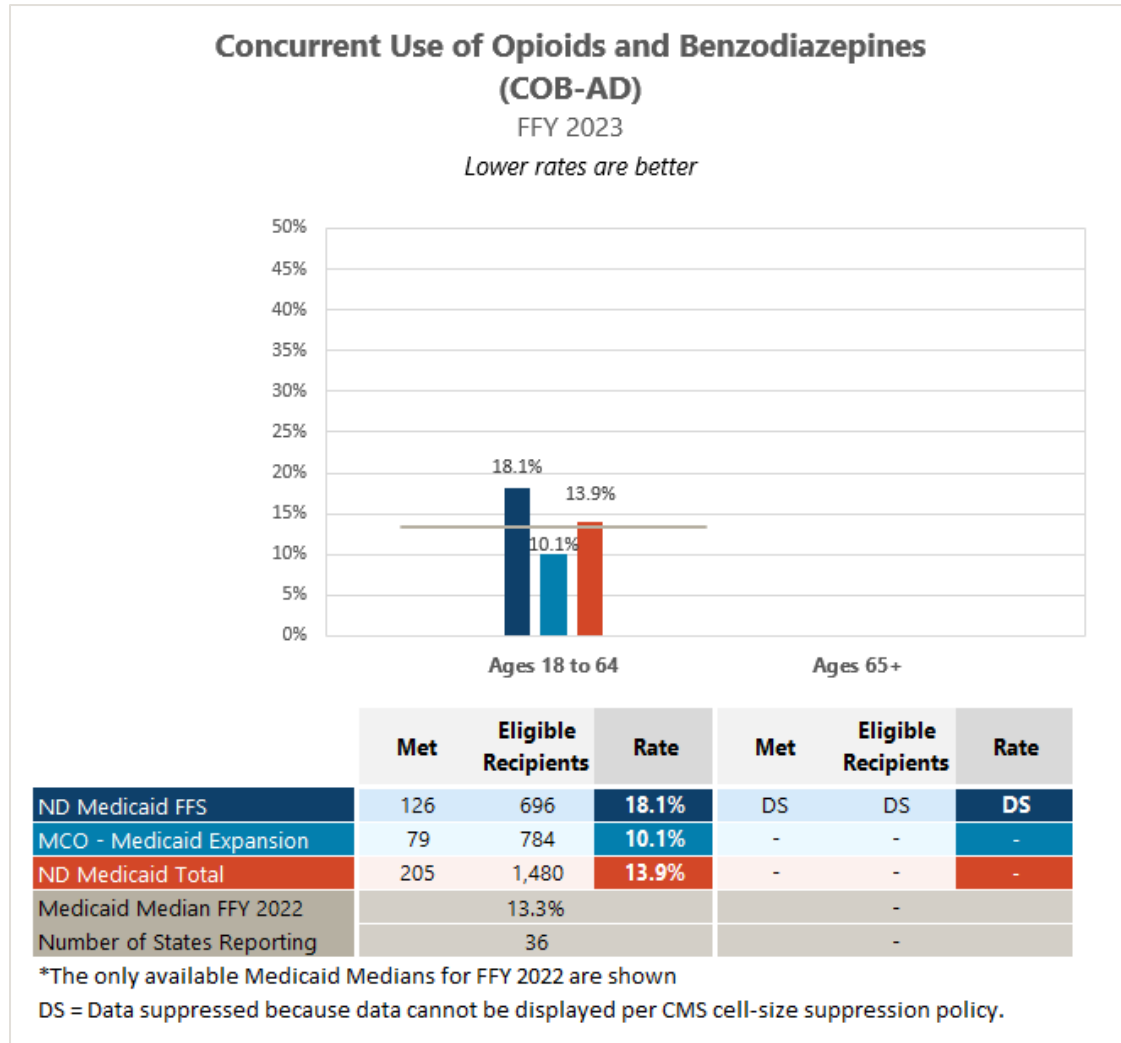
This measure assesses the percentage of adults with persistent asthma who were dispensed appropriate asthma controller medications by the percentage of beneficiaries ages 19 to 64 who were identified as having persistent asthma and had a ratio of controller medications to total asthma medications of 0.50 or greater during the measurement year.

[Table of Contents](#)



MEASURE DESCRIPTION

This measure shows the percentage of beneficiaries ages 18 to 85 who had a diagnosis of hypertension and whose blood pressure (BP) was adequately controlled (< 140/90 mm Hg) during the measurement year.

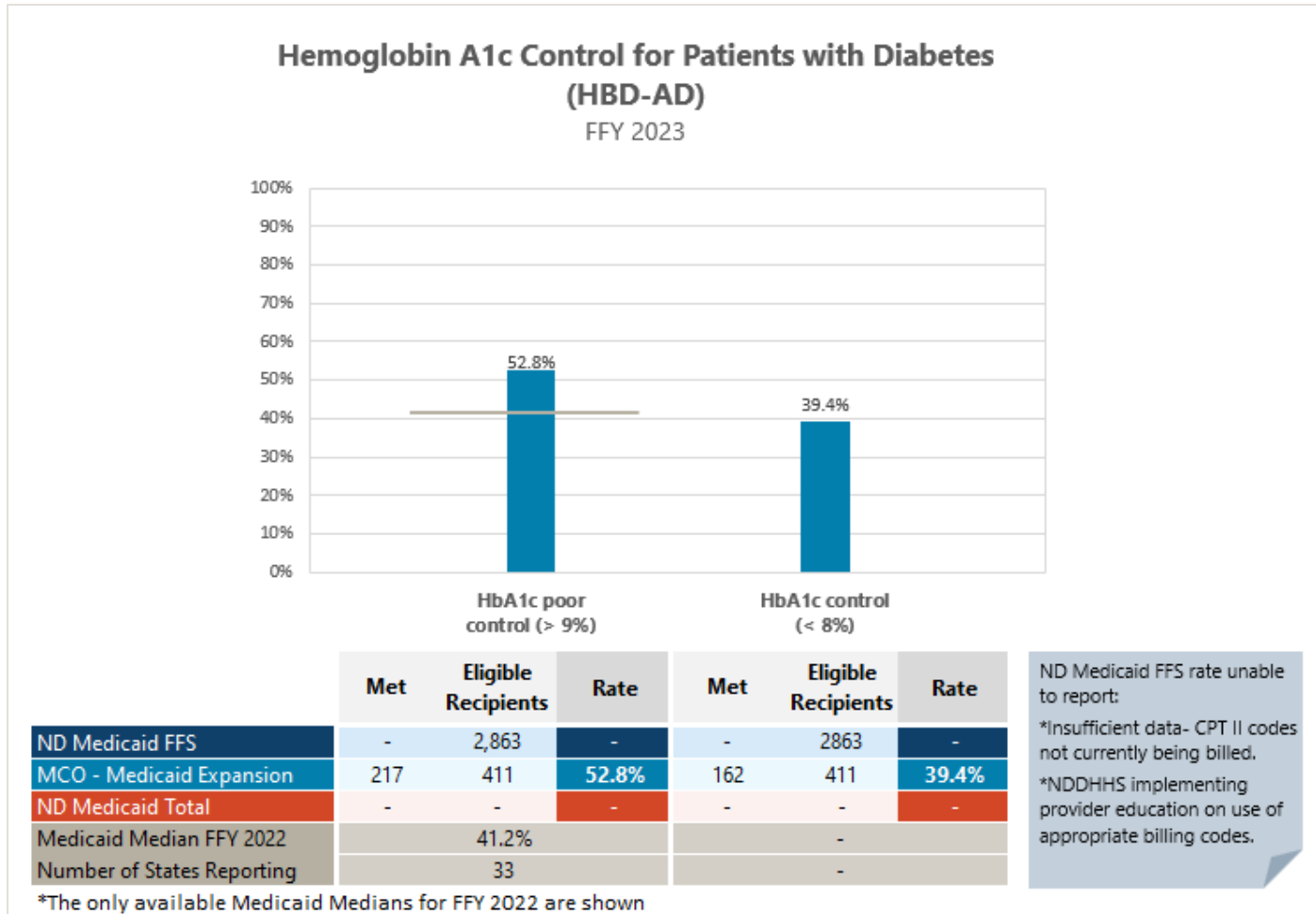


MEASURE DESCRIPTION

This measure assesses the percentage of adults age 18 and older that were prescribed both opioids and benzodiazepines for 30 or more cumulative days during the measurement year.

Note: A lower rate indicates better performance.

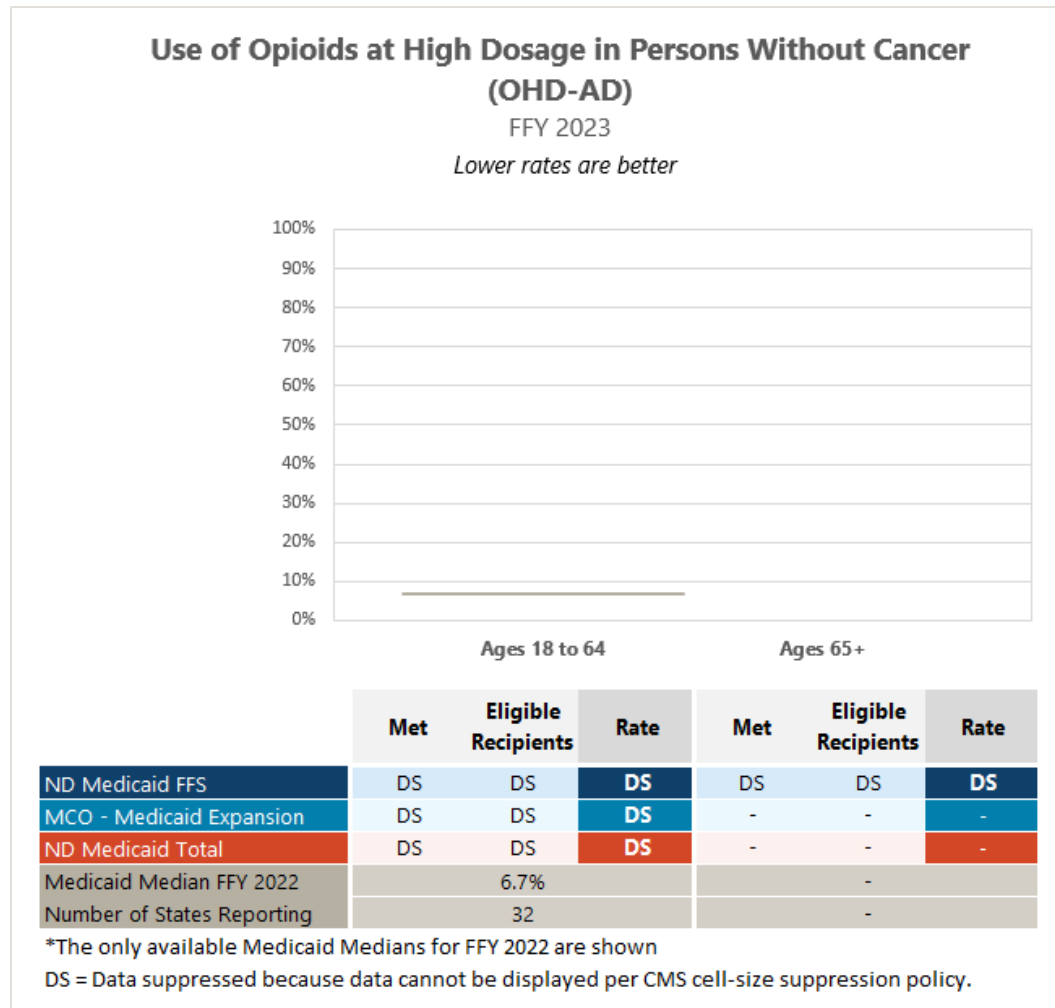
[Table of Contents](#)



MEASURE DESCRIPTION

Percentage of beneficiaries ages 18 to 75 with diabetes (type 1 and type 2) whose hemoglobin A1c (HbA1c) was at the following levels during the measurement year: HbA1c control (<8.0%); HbA1c poor control (>9.0%)

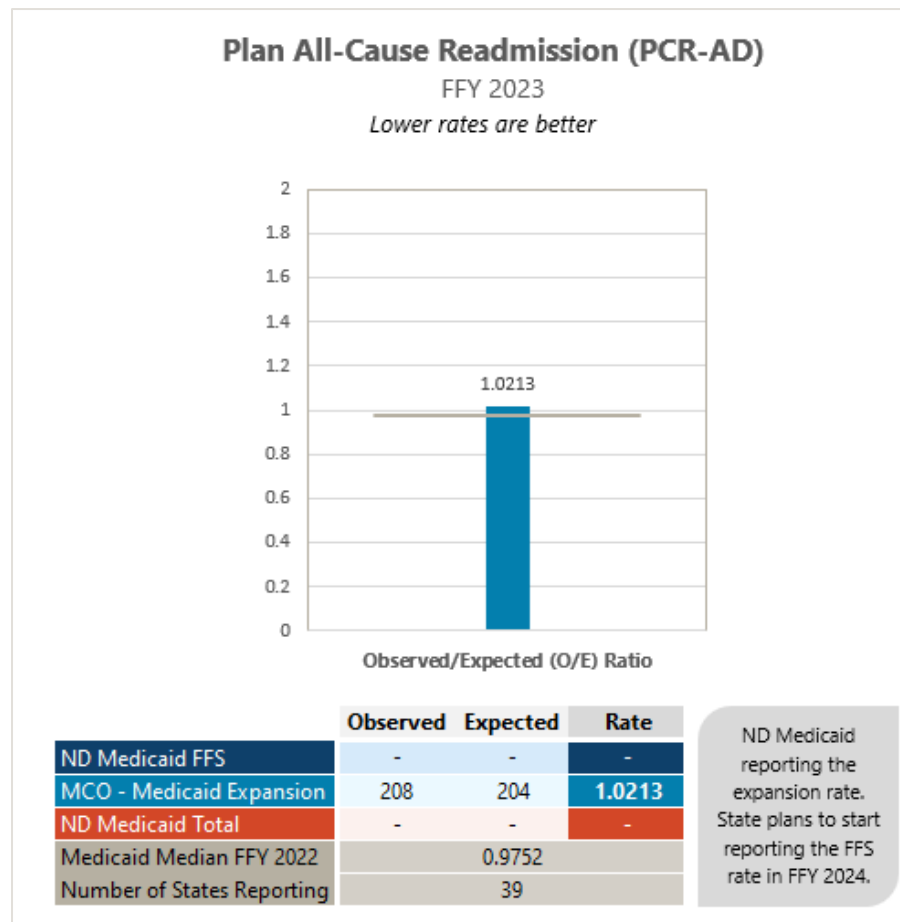
Note: A lower rate indicates better performance for HbA1c poor control (> 9%).



MEASURE DESCRIPTION

This measure shows the percentage of adults age 18 and older who received prescriptions for opioids with an average daily dosage greater than or equal to 90 morphine milligram equivalents over a period of 90 consecutive days or more during the measurement year.

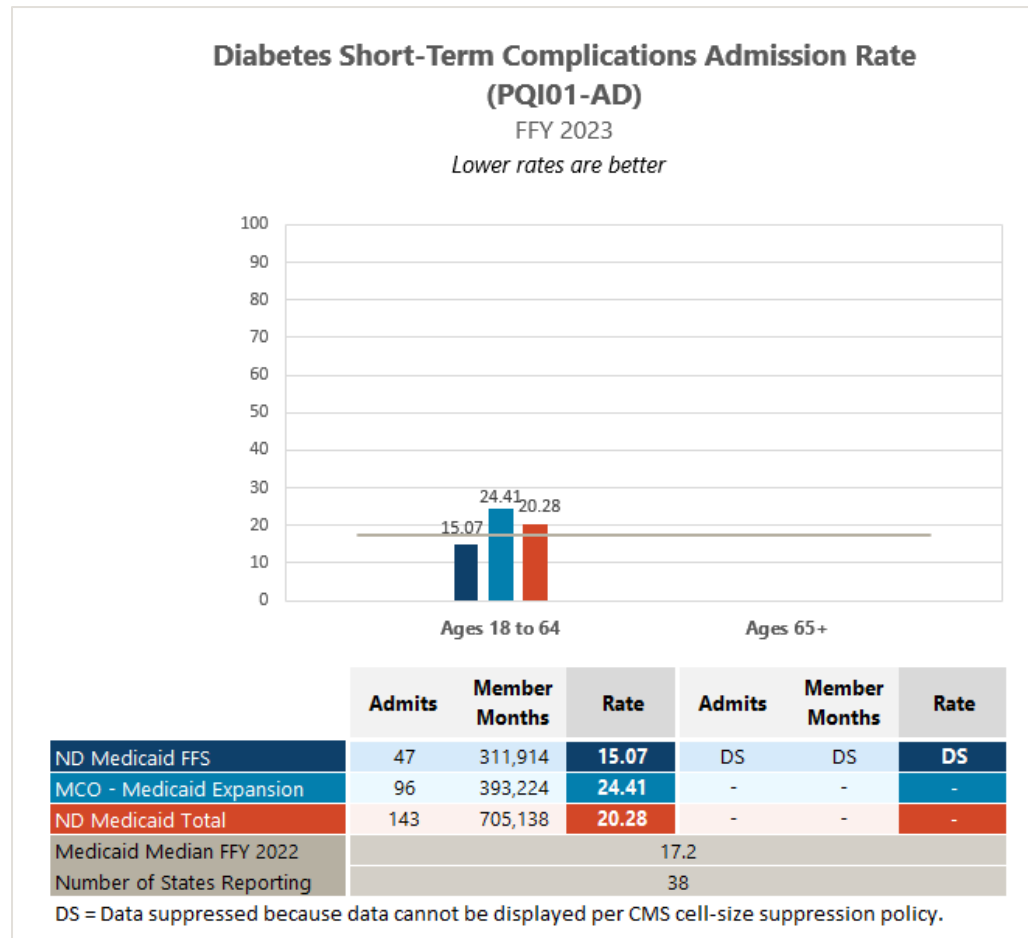
Note: A lower rate indicates better performance.



MEASURE DESCRIPTION

This measure shows the ratio of observed readmissions to expected readmissions (O/E Ratio). The observed readmission rate is the number of acute inpatient stays during the measurement year for adults ages 18 to 64 that were followed by an unplanned acute readmission for any diagnosis within 30 days. This measure uses risk adjustment to calculate expected readmissions based on the characteristics of index hospital stays, including presence of surgeries, discharge condition, comorbidity, age, and gender.

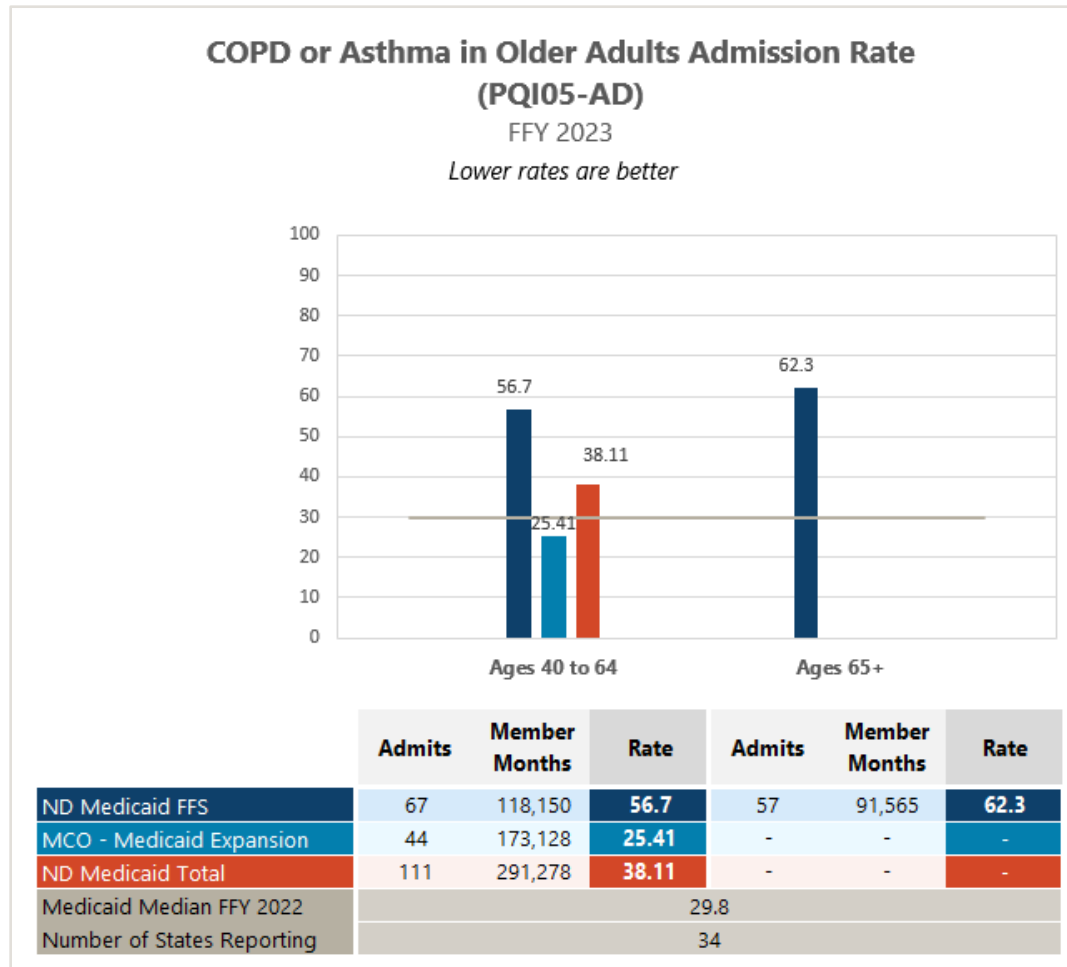
Note: A lower rate indicates better performance.



MEASURE DESCRIPTION

This measure assesses the frequency of inpatient hospital admissions to treat short-term complications of diabetes among adult Medicaid beneficiaries by the number of inpatient hospital admissions for diabetes short-term complications (ketoacidosis, hyperosmolarity, or coma) per 100,000 beneficiary months in adults ages 18 and older.

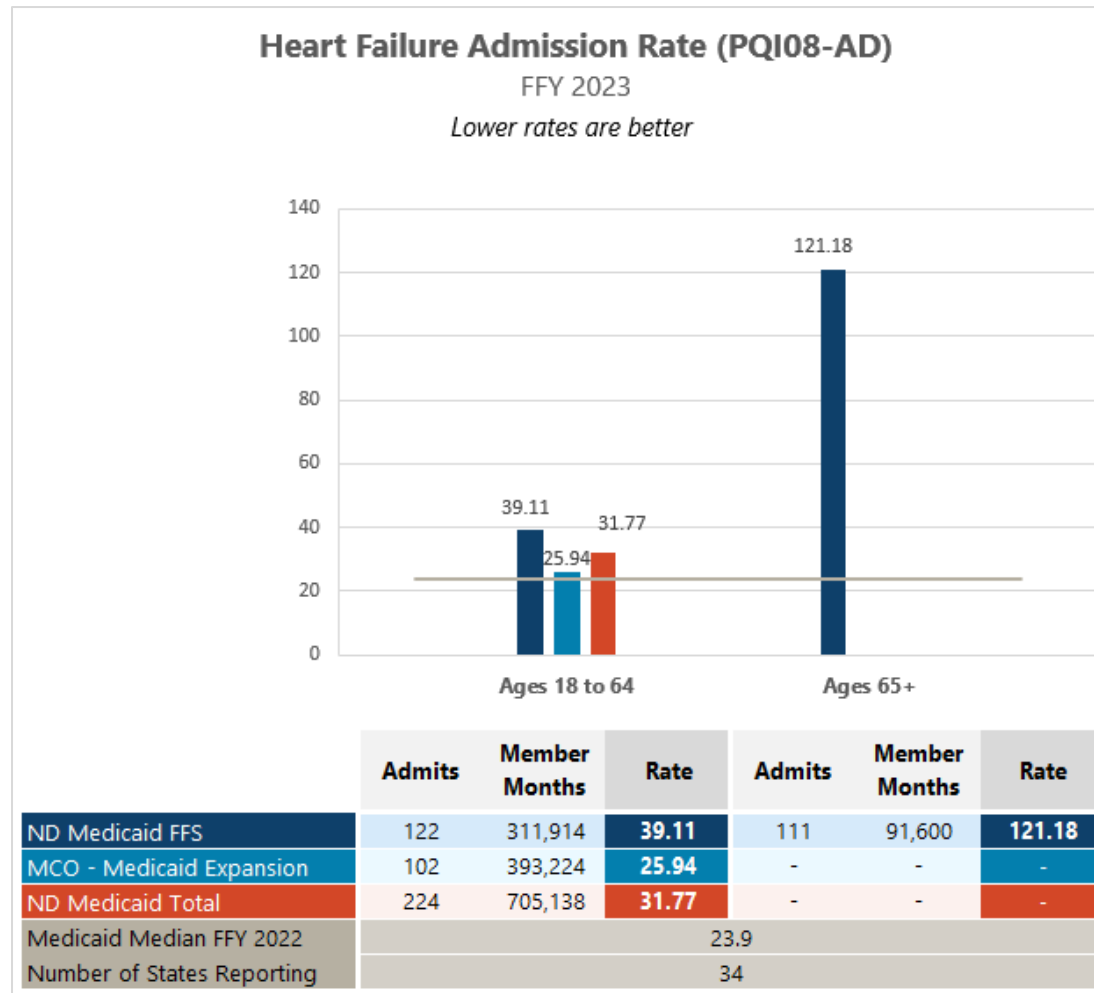
Note: A lower rate indicates better performance.



MEASURE DESCRIPTION

This measure assesses the frequency of hospital admissions to treat COPD or asthma among Medicaid adults ages 40 and older by the number of inpatient hospital admissions for chronic obstructive pulmonary disease (COPD) or asthma per 100,000 beneficiary months for beneficiaries ages 40 and older.

Note: A lower rate indicates better performance.

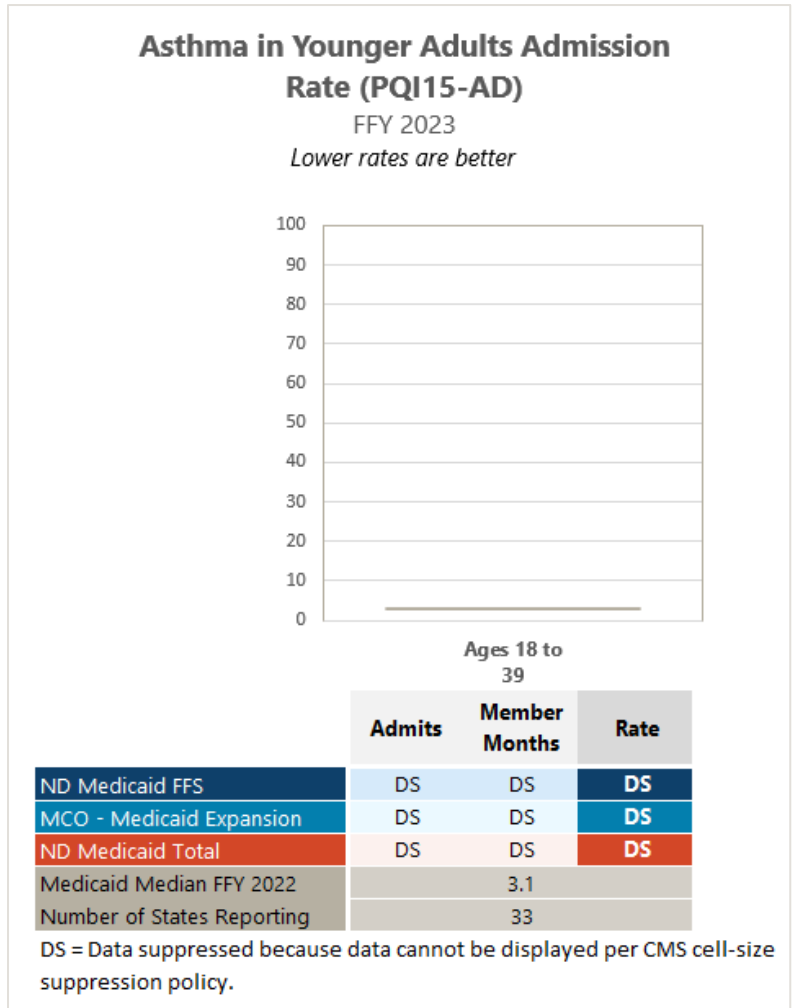


MEASURE DESCRIPTION

This measure assesses the frequency of inpatient hospital admissions for heart failure among adult Medicaid beneficiaries by the number of inpatient hospital admissions for heart failure per 100,000 beneficiary months for adults ages 18 and older.

Note: A lower rate indicates better performance.

[Table of Contents](#)

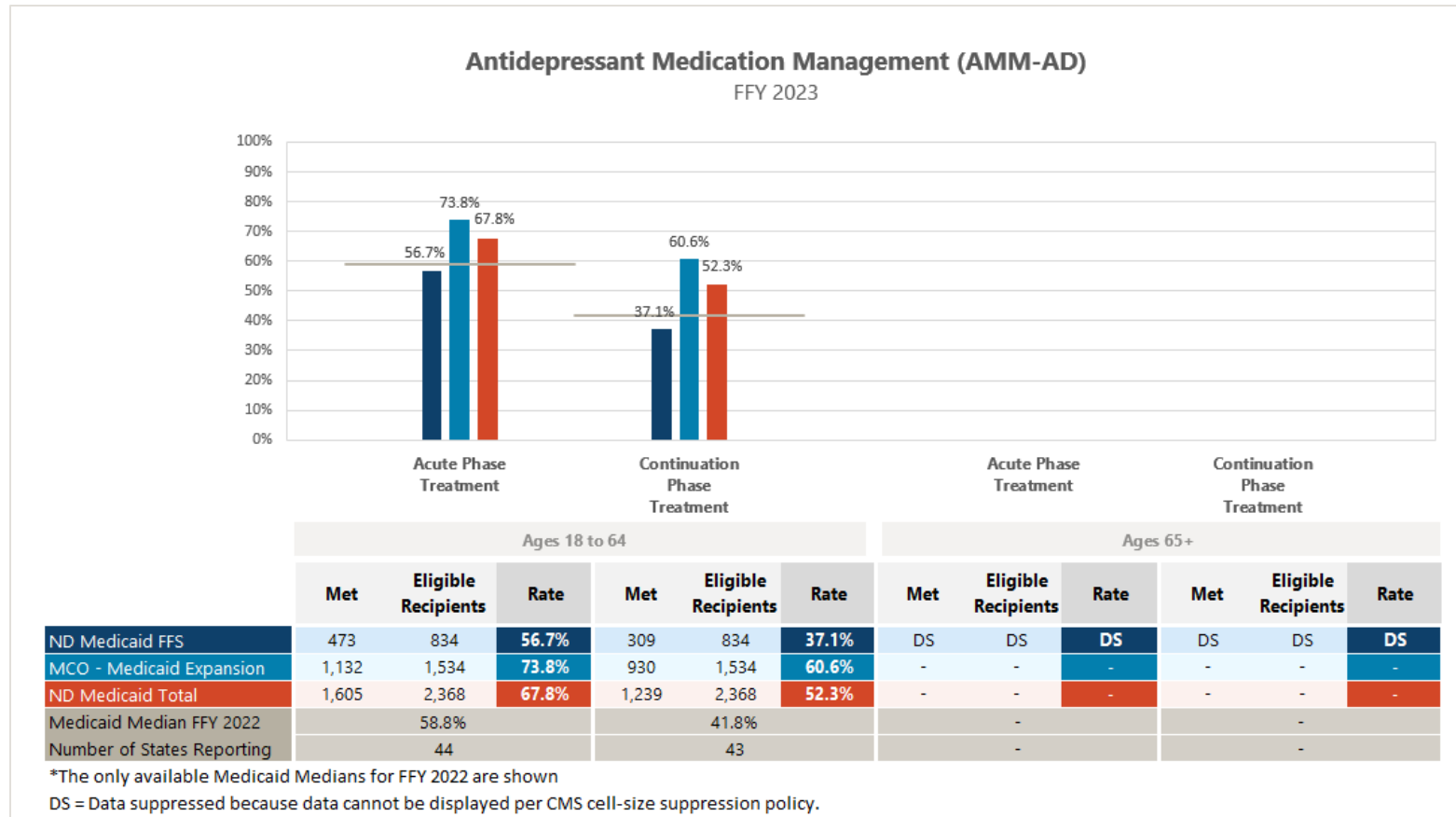


MEASURE DESCRIPTION

This measure assesses the frequency of hospital admissions to treat asthma among Medicaid beneficiaries ages 18 to 39.

Note: A lower rate indicates better performance.

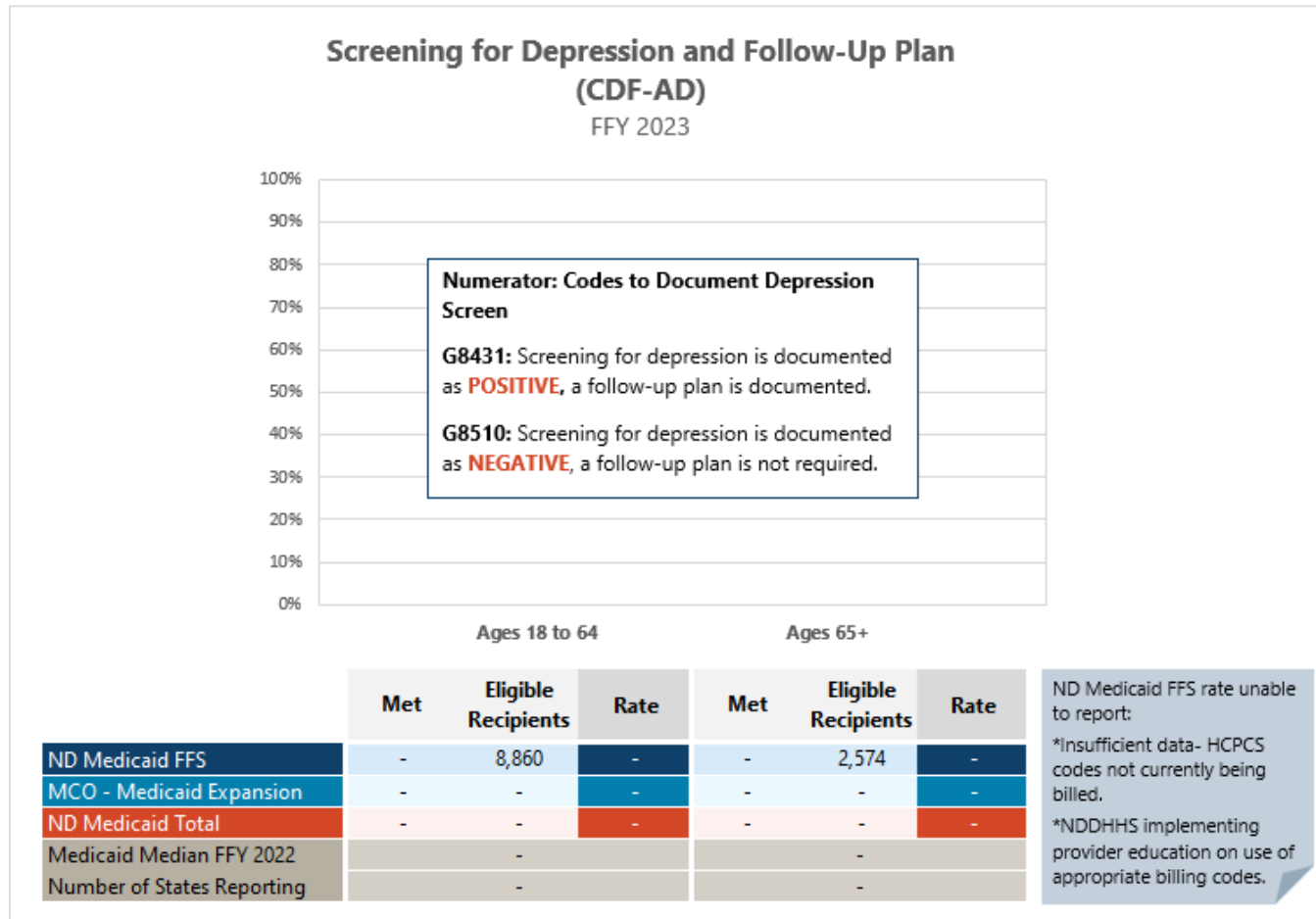
Behavioral Health Care



MEASURE DESCRIPTION

This measure shows the percentage of adults ages 18 and older diagnosed with major depression who were treated with antidepressant medication and who remained on antidepressant medication treatment. Two rates are reported: (1) the percentage who remained on antidepressant medication treatment for the 12-week *effective acute phase treatment*; and (2) the percentage who remained on antidepressant medication treatment for the 6-month *effective continuation phase treatment*.

[Table of Contents](#)

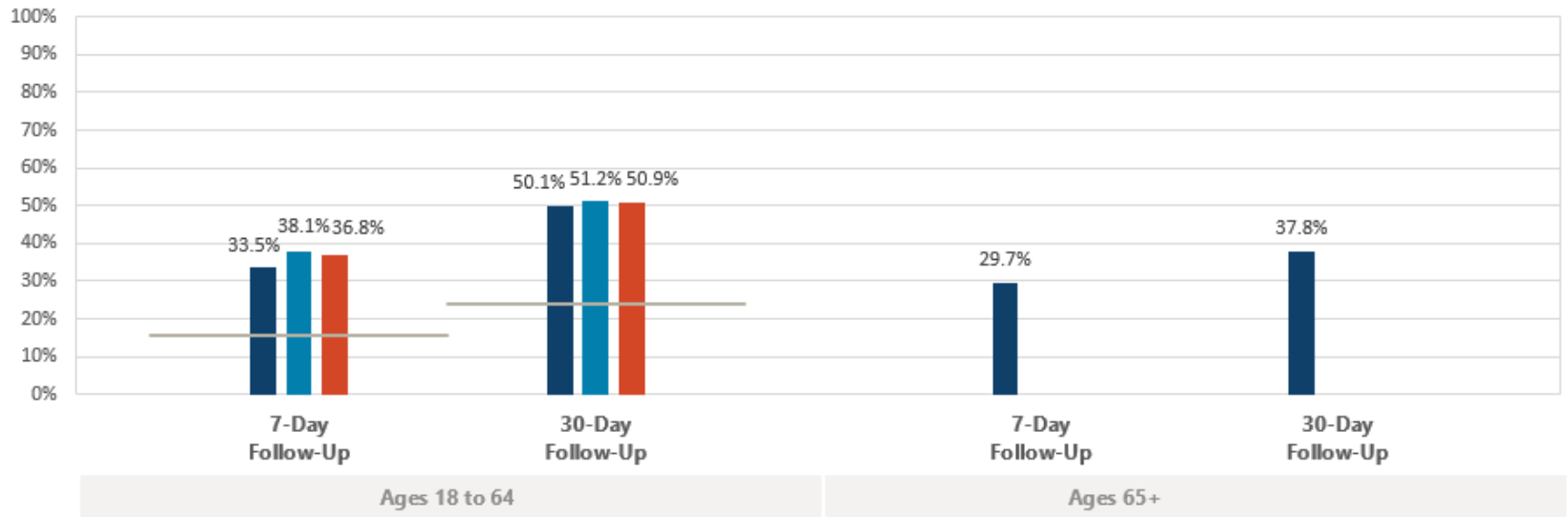


MEASURE DESCRIPTION

This measure assesses the percentage of beneficiaries ages 18 and older screened for depression on the date of the encounter or 14 days prior to the date of the encounter using an age-appropriate standardized depression screening tool, *and if positive*, a follow-up plan is documented on the date of the eligible encounter.

Follow-Up After Emergency Department Visit for Alcohol and Other Drug Abuse or Dependence (FUA-AD)

FFY 2023



	Met	Eligible Recipients	Rate	Met	Eligible Recipients	Rate	Met	Eligible Recipients	Rate	Met	Eligible Recipients	Rate
ND Medicaid FFS	160	477	33.5%	239	477	50.1%	11	37	29.7%	14	37	37.8%
MCO - Medicaid Expansion	464	1,219	38.1%	624	1,219	51.2%	-	-	-	-	-	-
ND Medicaid Total	624	1,696	36.8%	863	1,696	50.9%	-	-	-	-	-	-
Medicaid Median FFY 2022		15.5%			23.8%							
Number of States Reporting		47			47							

*The only available Medicaid Medians for FFY 2022 are shown

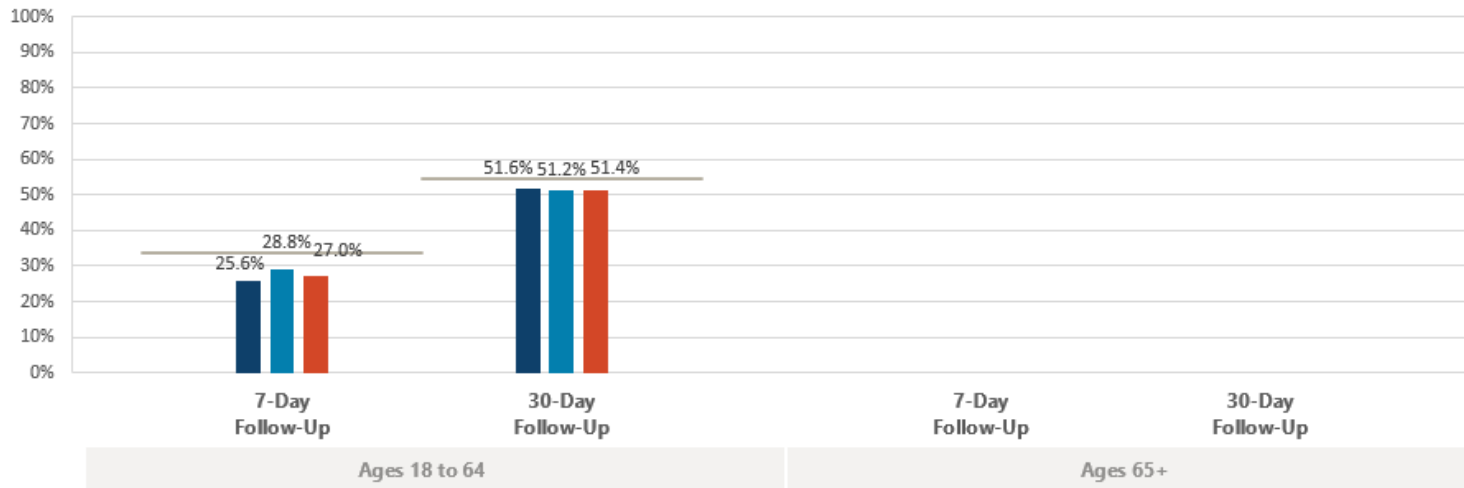
MEASURE DESCRIPTION

This measure shows the percentage of adults age 18 and Older who had a follow-up visit with any practitioner within 7 and 30 days of an ED visit for Alcohol and Other Drug (AOD) Abuse or dependence.

[Table of Contents](#)

Follow-Up After Hospitalization for Mental Illness (FUH-AD)

FFY 2023



	Met	Eligible Recipients	Rate	Met	Eligible Recipients	Rate	Met	Eligible Recipients	Rate	Met	Eligible Recipients	Rate
ND Medicaid FFS	121	473	25.6%	244	473	51.6%	DS	DS	DS	DS	DS	DS
MCO - Medicaid Expansion	111	385	28.8%	197	385	51.2%	-	-	-	-	-	-
ND Medicaid Total	232	858	27.0%	441	858	51.4%	-	-	-	-	-	-
Medicaid Median FFY 2022		33.9%			54.5%							
Number of States Reporting		46			46							

*The only available Medicaid Medians for FFY 2022 are shown

DS = Data suppressed because data cannot be displayed per CMS cell-size suppression policy.

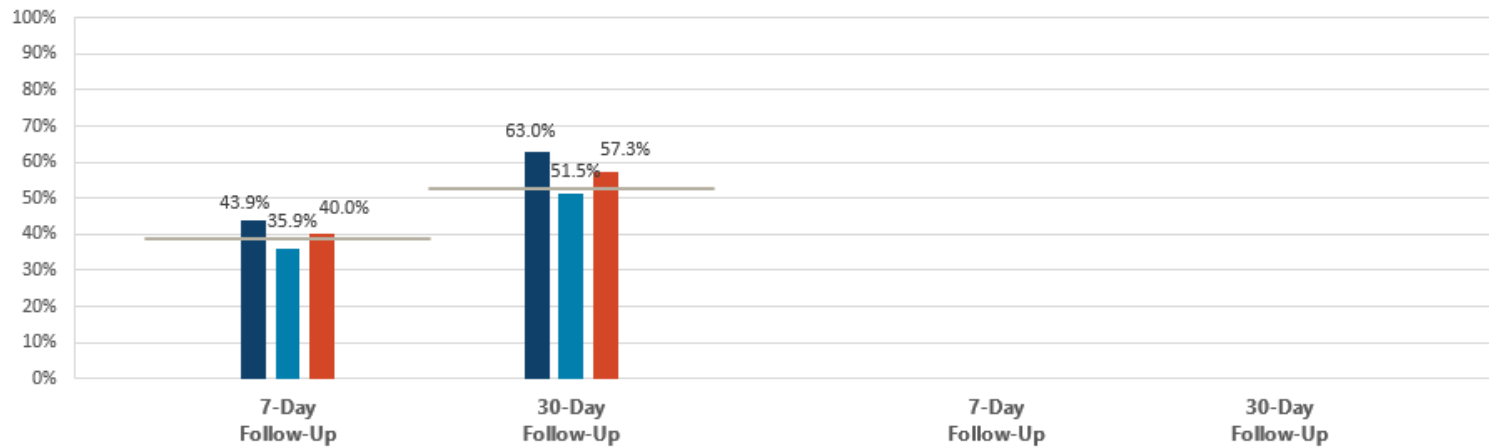
MEASURE DESCRIPTION

This measure shows the percentage of discharges for adults ages 18 and older who were hospitalized for treatment of selected mental illness or intentional self-harm diagnoses who had a follow -up visit with a mental health practitioner within 30 days after discharge and ideally, within 7 days after discharge.

[Table of Contents](#)

Follow-Up After Emergency Department Visit for Mental Illness (FUM-AD)

FFY 2023



Ages 18 to 64 | Ages 65+

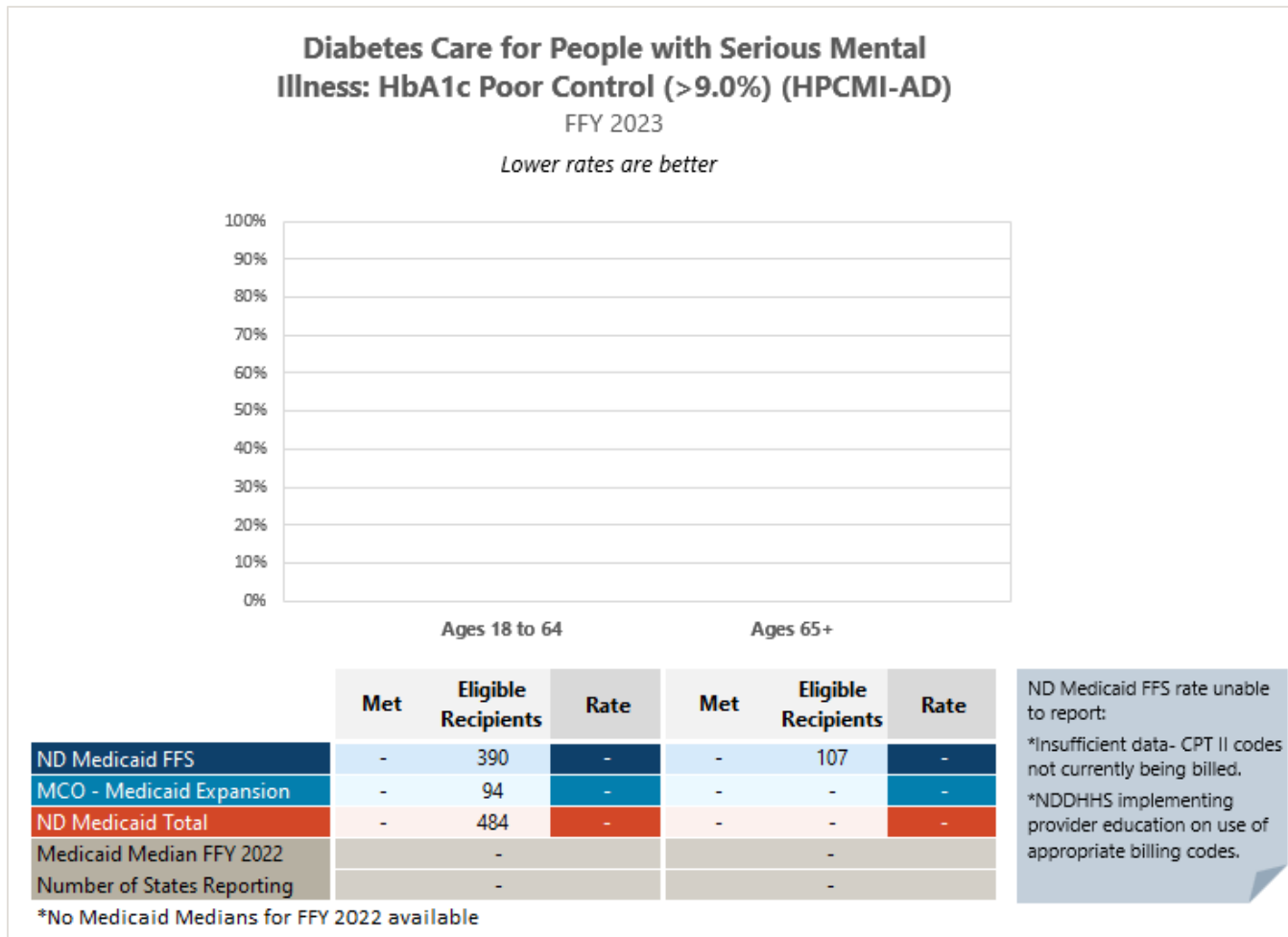
	Met	Eligible Recipients	Rate	Met	Eligible Recipients	Rate	Met	Eligible Recipients	Rate	Met	Eligible Recipients	Rate
ND Medicaid FFS	140	319	43.9%	201	319	63.0%	DS	DS	DS	DS	DS	DS
MCO - Medicaid Expansion	111	309	35.9%	159	309	51.5%	-	-	-	-	-	-
ND Medicaid Total	251	628	40.0%	360	628	57.3%	-	-	-	-	-	-
Medicaid Median FFY 2022		38.9%			52.5%							
Number of States Reporting		48			48							

*The only available Medicaid Medians for FFY 2022 are shown

DS = Data suppressed because data cannot be displayed per CMS cell-size suppression policy.

MEASURE DESCRIPTION

This measure shows the percentage of adults age 18 and Older who had a follow-up visit with any practitioner within 7 and 30 days of an Emergency Department (ED) visit for mental illness or intentional self-harm.

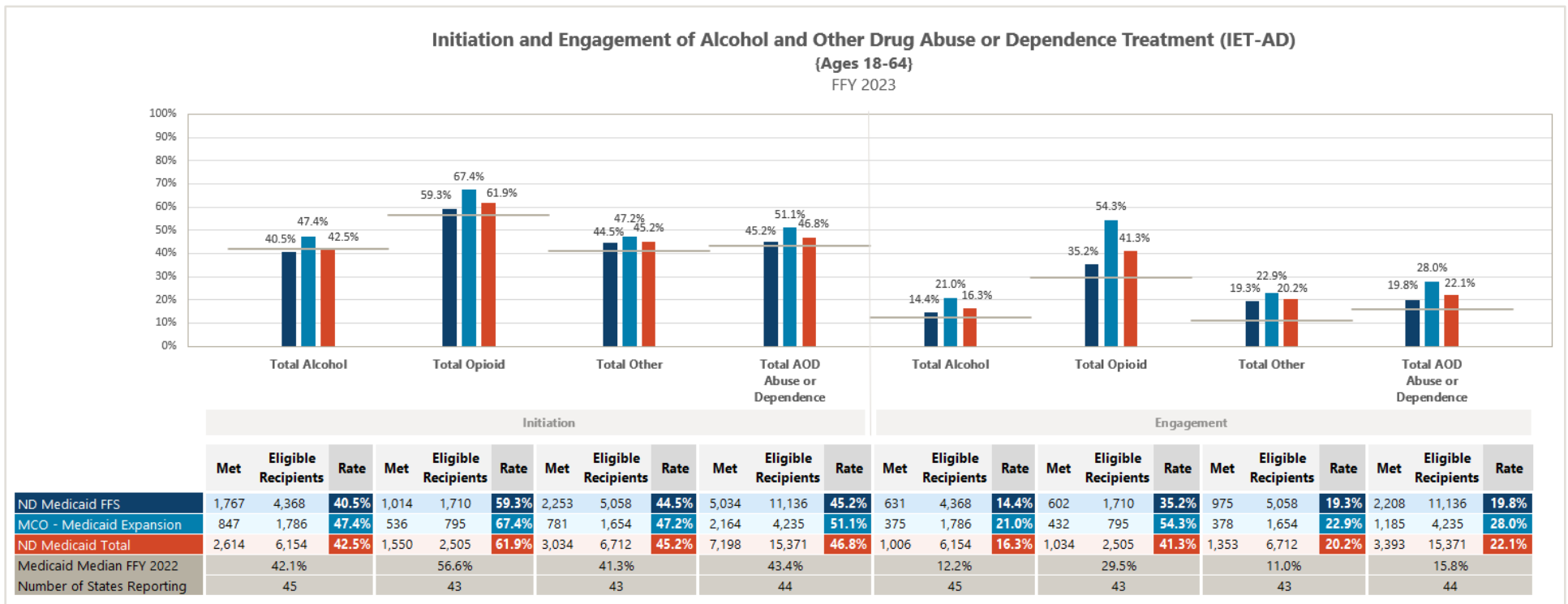


MEASURE DESCRIPTION

This measure shows the percentage of beneficiaries ages 18 to 75 with a serious mental illness and diabetes (type 1 and type 2) who had hemoglobin A1c (HbA1c) in poor control (>9.0%).

Note: A lower rate indicates better performance.

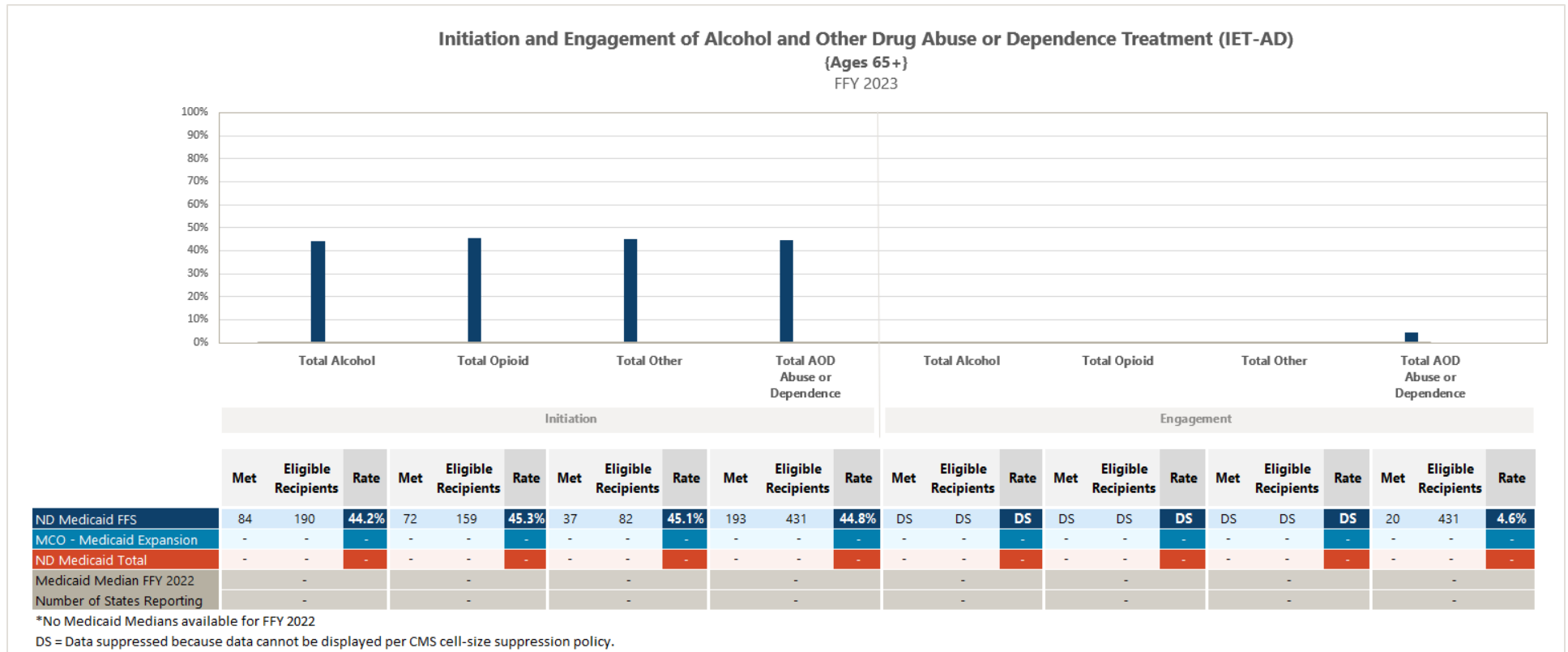
2023 Core Set of Adults Health Care Quality Measures for Medicaid and Medicaid Expansion



MEASURE DESCRIPTION

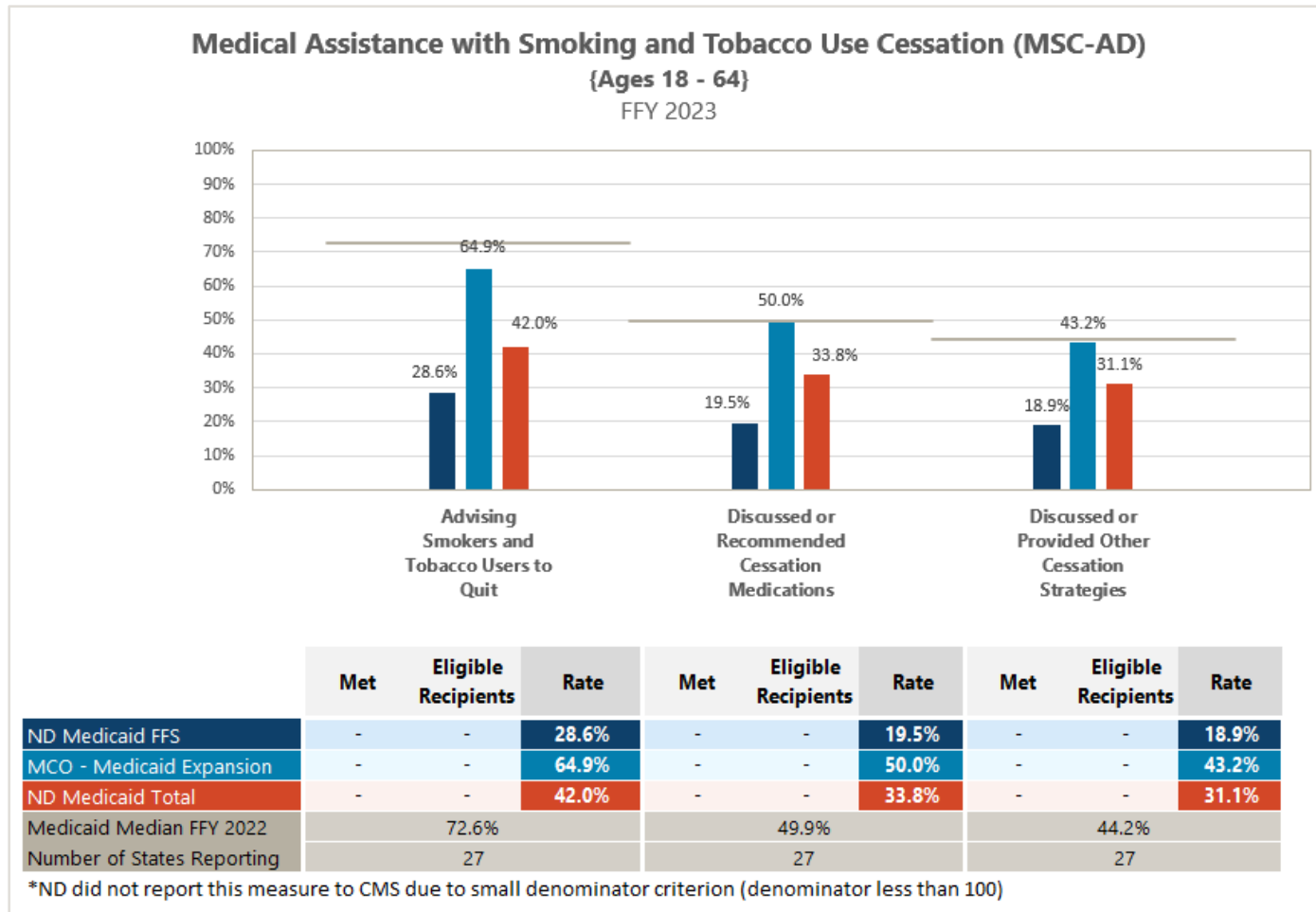
This measure shows how often adults ages 18 and older with newly diagnosed AOD dependence initiated timely treatment within 14 days of diagnosis (initiation rate), and then continued that treatment two or more additional services or medication treatment within 34 days of the initiation visit (engagement rate).

2023 Core Set of Adults Health Care Quality Measures for Medicaid and Medicaid Expansion



MEASURE DESCRIPTION

This measure shows how often adults ages 18 and older with newly diagnosed AOD dependence initiated timely treatment within 14 days of diagnosis (initiation rate), and then continued that treatment two or more additional services or medication treatment within 34 days of the initiation visit (engagement rate).

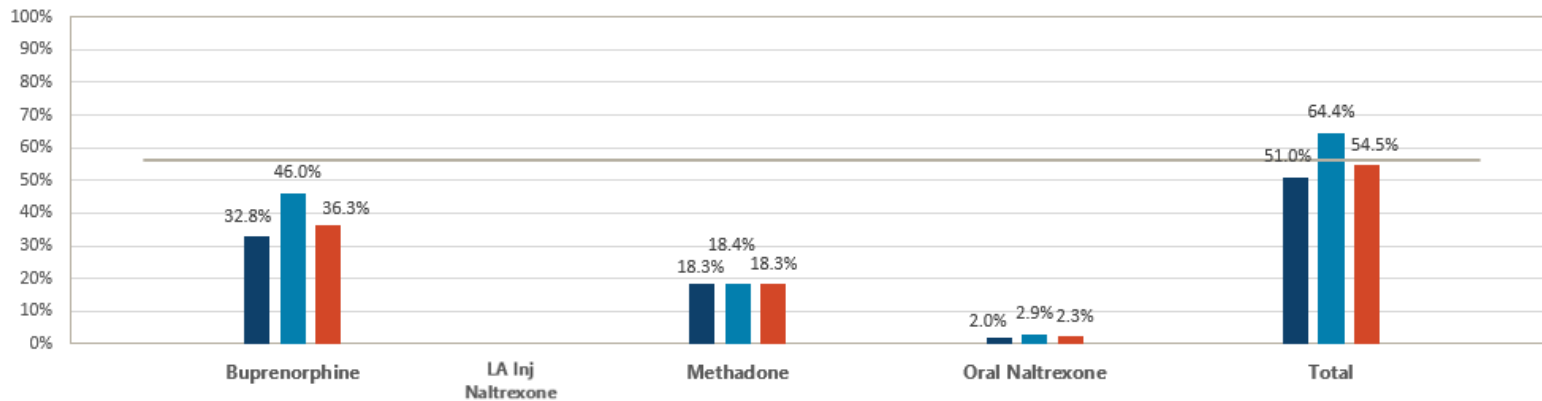


MEASURE DESCRIPTION

This measure assesses receipt of medical assistance with smoking and tobacco use cessation among adults age 18 and older who are current smokers or tobacco users.

Use of Pharmacotherapy for Opioid Use Disorder (OUD-AD)

FFY 2023



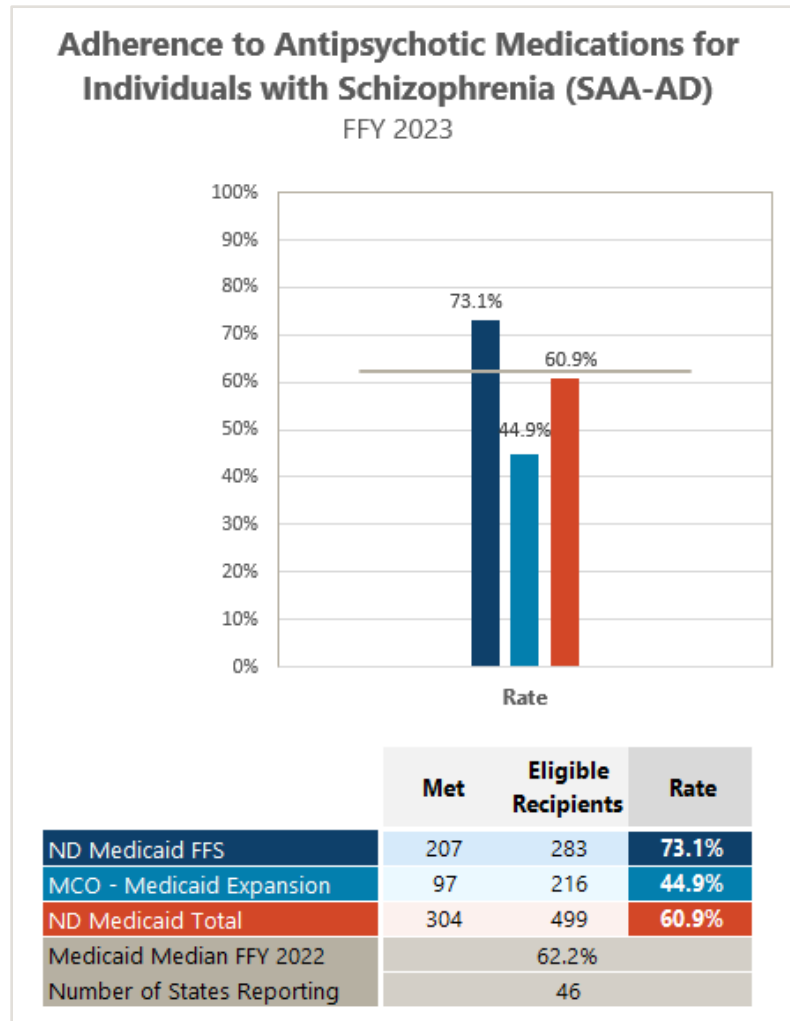
	Met	Eligible Recipients	Rate	Met	Eligible Recipients	Rate	Met	Eligible Recipients	Rate	Met	Eligible Recipients	Rate	Met	Eligible Recipients	Rate
ND Medicaid FFS	289	881	32.8%	DS	DS	DS	161	881	18.3%	18	881	2.0%	449	881	51.0%
MCO - Medicaid Expansion	145	315	46.0%	DS	DS	DS	58	315	18.4%	9	315	2.9%	203	315	64.4%
ND Medicaid Total	434	1,196	36.3%	DS	DS	DS	219	1,196	18.3%	27	1,196	2.3%	652	1,196	54.5%
Medicaid Median FFY 2022	56.2%														
Number of States Reporting	33														

DS = Data suppressed because data cannot be displayed per CMS cell-size suppression policy.

MEASURE DESCRIPTION

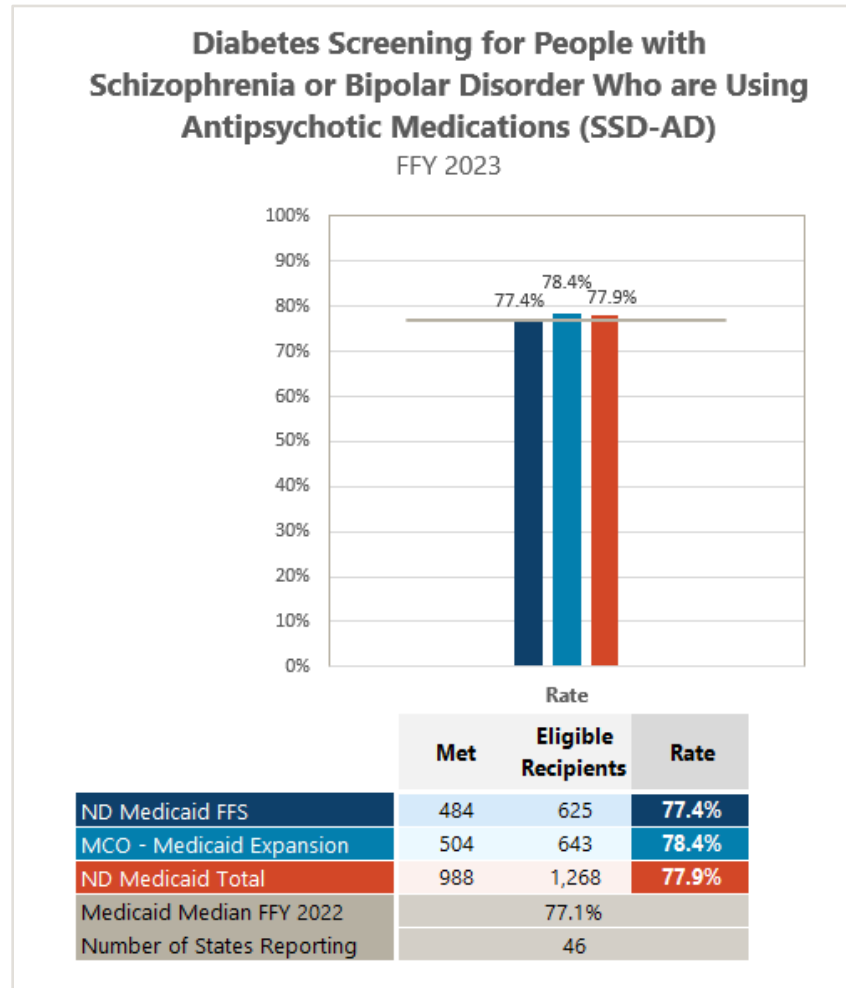
This measure shows the percentage of adults age 18 to 64 with an opioid use disorder (OUD) who filled a prescription for or were administered or dispensed an FDA-approved medication for the disorder during the measurement year. Five rates are reported:

- A total (overall) rate capturing any medications used in medication assisted treatment of opioid dependence and addiction (Rate 1)
- Four separate rates representing the following types of FDA-approved drug products:
 - Buprenorphine (Rate 2)
 - Oral naltrexone (Rate 3)
 - Long-acting, injectable naltrexone (Rate 4)
 - Methadone (Rate 5)



MEASURE DESCRIPTION

Adherence to antipsychotics for the treatment of schizophrenia can reduce the risk of relapse or hospitalization. This measure shows the percentage of adults ages 18 and older with schizophrenia or schizoaffective disorder who were dispensed and remained on an antipsychotic medication for at least 80 percent of their treatment period.



MEASURE DESCRIPTION

This measure assesses adults age 18 to 64 with schizophrenia, schizoaffective disorder, or bipolar disorder who were dispensed an antipsychotic medication and had a diabetes screening test during the measurement year.