

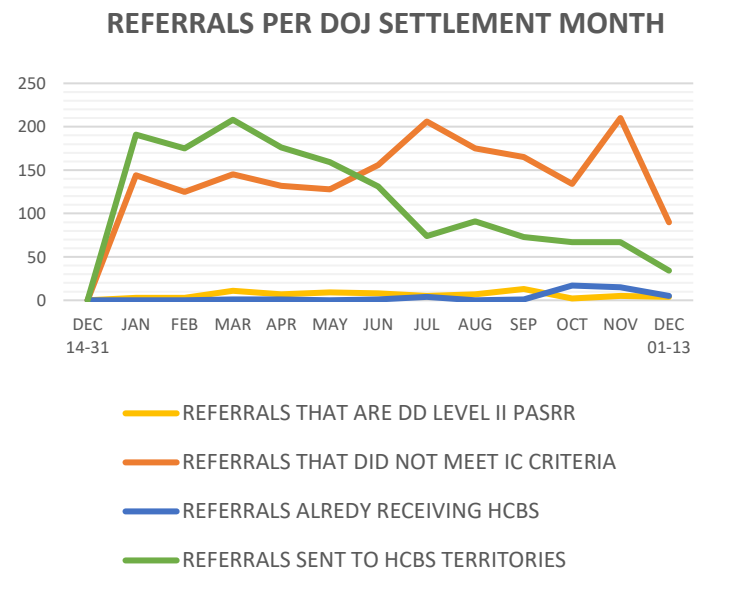
2021 AGING SERVICES INFORMED CHOICE DOJ SA DASHBOARD

INFORMED CHOICE (IC) REFERRAL TOTALS

USDOJ SETTLEMENT YEAR (DECEMBER 14TH - DECEMBER 13TH)

UPDATED: 1/10/2022

TOTAL NUMBER OF IC REFERRALS RECEIVED:	3,373	
TOTAL DD LEVEL II PASRR REFERRALS:	72	2%
TOTAL REFERRALS THAT DID NOT MEET CURRENT IC CRITERIA:	1,810	54%
TOTAL REFERRALS SENT TO HCBS CM TERRITORIES FOR IC VISIT:	1,491	44%



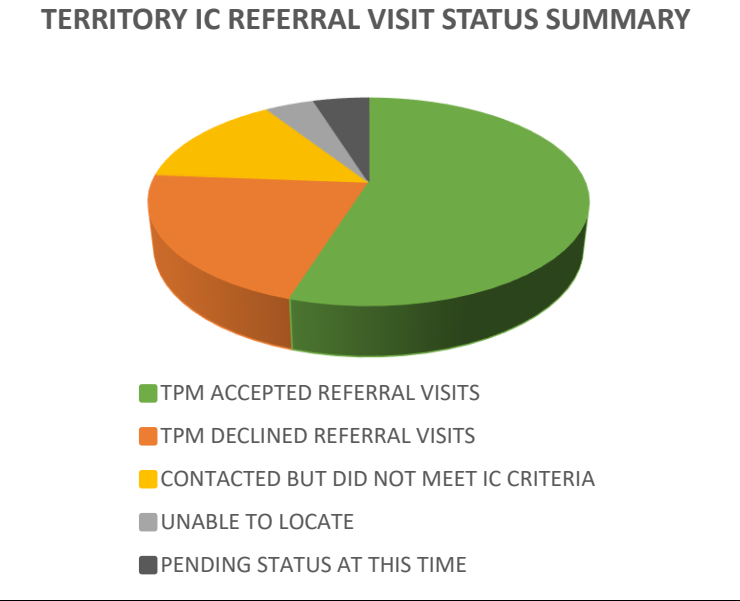
NOTES:
3,373 informed choice referrals were submitted via the NF LoC form in year one of the SA. Individuals referred for a DD Level II PASRR are contacted by a DD Program Manager. 1,810 TPMs did not meet the current target criteria because they are screened for a short term stay or have high care needs and a low preference for HCBS. 1,491 referrals were sent to the HCBS CM. Staff have 5 days to contact the individual and their legal decision maker to talk about service options.

HCBS CM TERRITORY IC REFERRAL VISIT TOTALS

USDOJ SETTLEMENT YEAR (DECEMBER 14TH - DECEMBER 13TH)

UPDATED: 1/10/2022

TPM ACCEPTED IC VISITS:	679	46%
TOTAL REFERRALS ALREADY RECEIVING HCBS:	159	11%
TPM DECLINED IC VISITS:	309	21%
TPM CONTACTED BUT DOES NOT MEET IC CRITERIA:	212	14%
UNABLE TO LOCATE INDIVIDUAL:	62	4%
REFERRAL OUTCOME PENDING:	70	5%



NOTES:
Individuals who are already receiving HCBS are referred to the HCBS Case Manager for follow up. Individuals that do not meet the IC criteria or that cannot be reached after two attempts are sent written information about HCBS. Referral outcome pending reflects a lag in data submission. After contact is made, staff have 5 days to complete and return the IC referral forms to the State. All referral forms are reviewed by an HCBS Program Administrator.

2021 AGING SERVICES INFORMED CHOICE DOJ SA DASHBOARD

NF LoC REFERRALS THAT DID NOT MEET IC CRITERIA SUMMARY

USDOJ SETTLEMENT YEAR (DECEMBER 14TH - DECEMBER 13TH)			UPDATED: 1/10/2022	
TOTAL OF REFERRALS THAT DID NOT MEET IC CRITERIA:			1,810	
REASON	TOTAL	%	DID NOT MEET IC CRITERIA SUMMARY 	
HIGH NEEDS, LOW PREFERENCE OR SHORT TERM	1810	100%		

NOTES:
State currently completes an IC visit with all individuals who express high preference and individuals who have low need and low preference. State is building capacity to see all TPM referred for NF LoC as eventually required in the Settlement Agreement.

CONTACTED REFERRALS THAT DID NOT MEET IC CRITERIA REASONS

USDOJ SETTLEMENT YEAR (DECEMBER 14TH - DECEMBER 13TH)			UPDATED: 1/10/2022	
TOTAL OF CONTACTED REFERRALS THAT DID NOT MEET IC CRITERIA:			212	
REASONS	TOTAL	%	CONTACTED BUT DOES NOT MEET CRITERIA REASONS 	
HASN'T APPLIED FOR MEDICAID	33	16%		
SHORT TERM (LESS THAN 90 DAYS)	129	61%		
UNKNOWN	50	24%		

NOTES:
State received referrals for all NF LoC recipients. Some do not meet the definition of a TPM as defined in the SA. Unknown may reflect a lag in data submission, individuals who are not ND residents etc.

DECLINED TERRITORY IC REFERRAL VISIT REASONS

USDOJ SETTLEMENT YEAR (DECEMBER 14TH - DECEMBER 13TH)			UPDATED: 1/10/2022	
TOTAL OF DECLINED TERRITORY IC REFERRAL VISITS:			309	
REASONS	TOTAL	%	TPM DECLINED IC REFERRAL VISIT REASONS 	
LACK OF FAMILY SUPPORT	2	1%		
ND LoC WITHDRAWN	3	1%		
NOT ELIGIBLE: RECIPIENT OF OTHER WAIVER	0	0%		
PREFERS SNF	120	39%		
SHORT TERM (LESS THAN 90 DAYS)	23	7%		
OTHER	38	12%		
REASON PENDING	123	40%		

NOTES:
Some TPM decline the IC visit. Denial reasons are tracked on IC referral form and are reviewed by HCBS Program Administrator. Individuals who decline are provided written HCBS information and contact information. Unknown may reflect a lag in data submission, individuals who refuse the visit, or do not provide info.

ACCEPTED TERRITORY IC REFERRAL VISIT OUTCOMES

USDOJ SETTLEMENT YEAR (DECEMBER 14TH - DECEMBER 13TH)			UPDATED: 1/10/2022	
TOTAL OF ACCEPTED TERRITORY IC REFERRAL VISITS:			679	
OUTCOMES	TOTAL	%	TPM ACCEPTED IC REFERRAL VISIT OUTCOMES DATA COMING IN THE NEAR FUTURE...	
TRANSITIONED TO COMMUNITY	TBD	TBD		
OUTCOME PENDING	TBD	TBD		

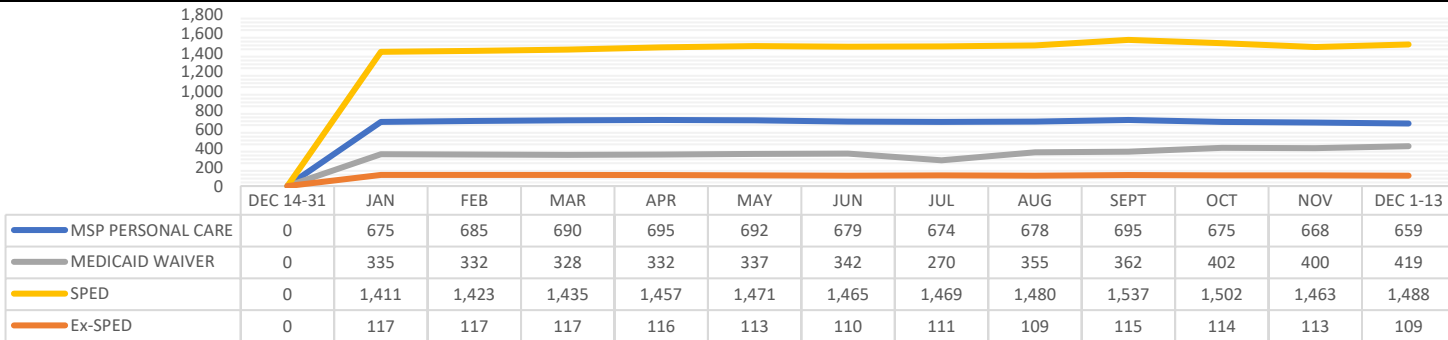
NOTES:
Outcome data will become available when the new Case Management system is fully implemented.

2021 AGING SERVICES HCBS USDOJ SA DASHBOARD

HOME & COMMUNITY BASED SERVICES (HCBS) MONTHLY CASE TOTALS

USDOJ SETTLEMENT YEAR (DECEMBER 14TH - DECEMBER 13TH)

UPDATED: 12/13/2021



NOTES:
This information reflects the total number of open cases by program. Numbers are not unduplicated because individuals may receive services from multiple programs at the same time. December 2020 data is not available because of a change in the data collection system.

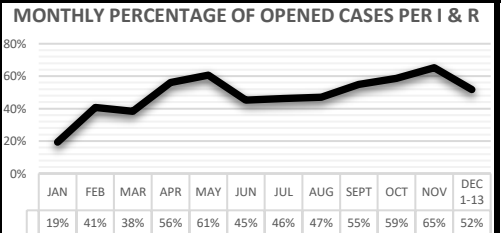
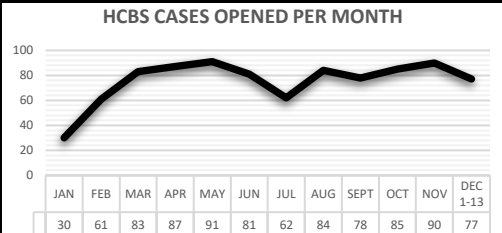
Due to a data systems change, no data is available for December 2020.

HCBS CASE MANAGEMENT REFERRALS

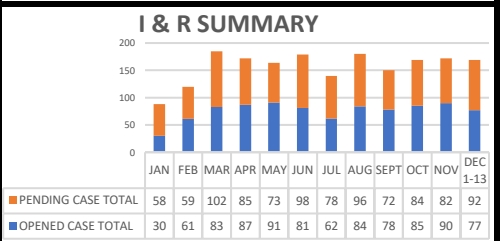
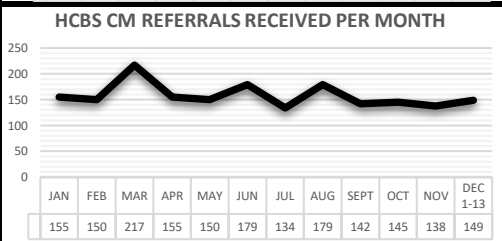
USDOJ SETTLEMENT YEAR (DECEMBER 14TH - DECEMBER 13TH)

UPDATED: 1/18/2022

TOTAL HCBS REFERRALS:	1893
AVERAGE HCBS REFERRALS PER MONTH:	158
TOTAL PENDING HCBS CASES:	979
TOTAL OPENED HCBS CASES:	909
AVERAGE OPENED HCBS CASES PER MONTH:	76
ANNUAL PERCENTAGE OF TOTAL OPENED CASES PER REFERRAL:	48%



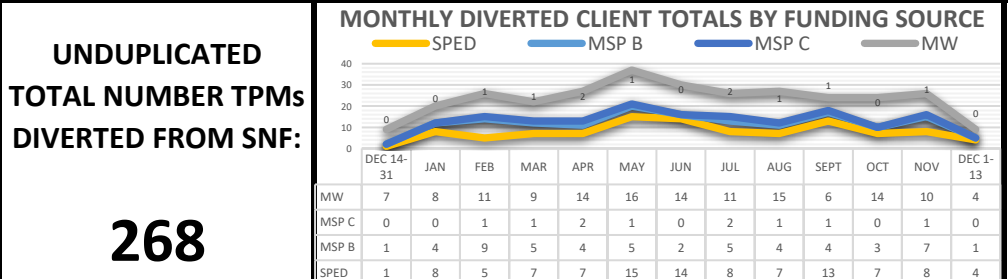
NOTES:
1,893 referrals for HCBS were sent to the HCBS CM territories from all referral sources (ADRL intake, direct referral, MFP, LTC Eligibility Unit and Informed Choice visits). 1,006 referrals were sent in the first 6-months and 887 referrals were sent in the last 6 months. Pending cases are active HCBS referrals that are still being worked and do not yet have a formal outcome.



HCBS LTC DIVERSIONS

USDOJ SETTLEMENT YEAR (DECEMBER 14TH - DECEMBER 13TH)

TOTAL TPM DIVERTED SPED:	104	UNDUPLICATED TOTAL NUMBER TPMs DIVERTED FROM SNF:	268
TOTAL TPM DIVERTED MSP LEVEL B & C:	64		
TOTAL TPM DIVERTED HCBS MED WAIVER:	139		



NOTES:
This information reflects the number of unduplicated TPMs who are receiving HCBS as an appropriate alternative to a SNF by program. TPMs may receive services from multiple programs at the same time.

2021 AGING SERVICES ADRL USDOJ SA DASHBOARD

AGING & DISABILITY RESOURCE LINK (ADRL) INFORMATION & ASSISTANCE (I&A) CONTACTS

USDOJ FISCAL YEAR (DECEMBER 14TH - DECEMBER 13TH)

UPDATED: 1/5/2022

ADRL I & A INQUIRIES: 62,579

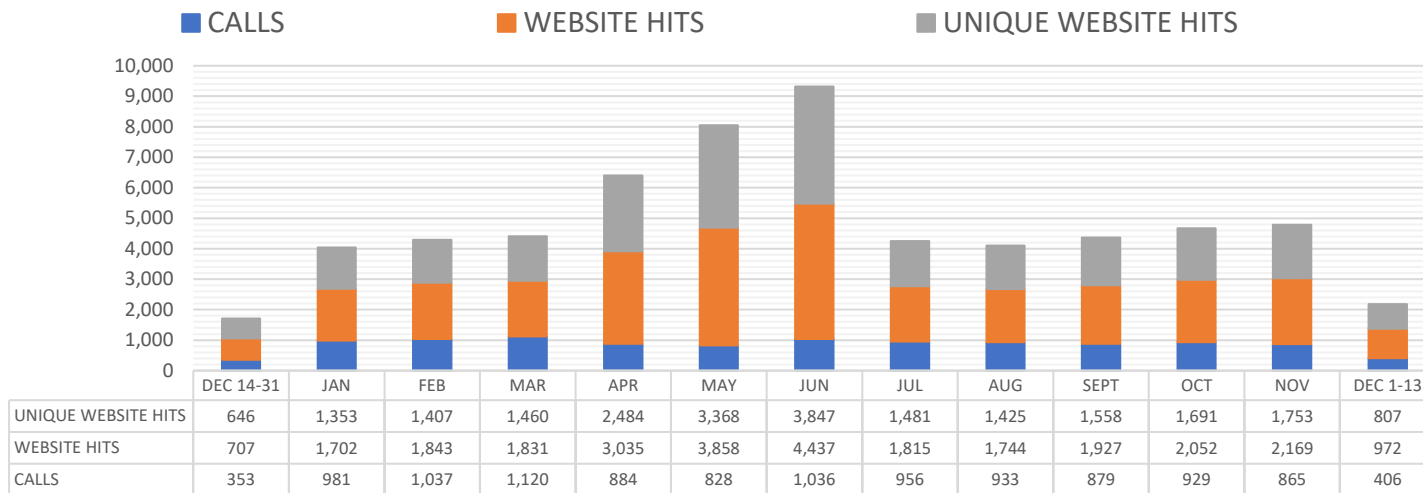
ADRL I & A CALLS: 11,207

ADRL WEBSITE HITS: 51,372

NOTES:

The ADRL is a centralized intake system for applying for State or Federally funded HCBS. TPMs, family and other interested parties can make HCBS referrals via the phone, email or online. In April 2021, the State began a social media campaign to promote HCBS and the ARDL. It resulted in a 66% increase in website hits from the previous month.

ADRL I & A INQUIRIES PER USDOJ SA MONTH



AVERAGE ADRL I & A CALL WAIT TIME (IN MINUTES): 6

WEB RERERRALS: 576

2021 AGING TRANSITION SERVICES USDOJ SA DASHBOARD

MONEY FOLLOWS THE PERSON (MFP) TPM REFERRAL SUMMARY

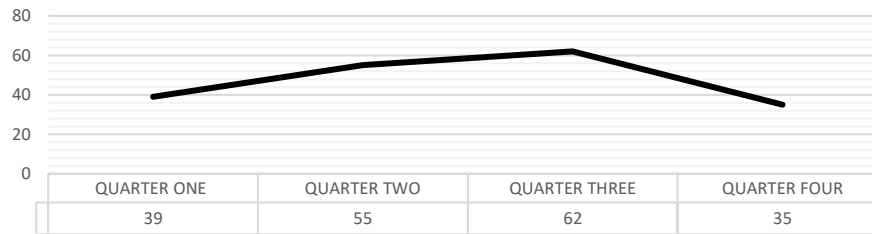
USDOJ SETTLEMENT YEAR (DECEMBER 14TH - DECEMBER 13TH)

UPDATED: 6/11/21

TOTAL MFP REFERRALS:

191

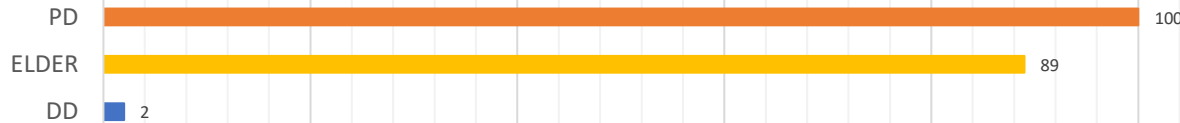
MFP REFERRALS PER USDOJ SA REPORTING PERIOD



NOTES:

Transition services help TPMs move from an institutional setting to their own home and community. The State currently provides transition support services through the following programs: MFP grant, ADRL grant, and the HCBS Medicaid waiver. 191 TPMs have been referred to the MFP program in year one of the SA. 94 referrals were received in the first 6-months and 97 in the last 6-months.

TOTAL MFP REFERRALS PER GRANT POPULATION



MONEY FOLLOWS THE PERSON TPM TRANSITION SUMMARY

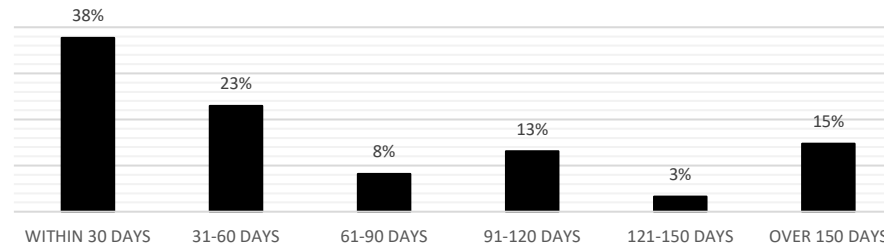
USDOJ SETTLEMENT YEAR (DECEMBER 14TH - DECEMBER 13TH)

UPDATED: 12/28/2021

TOTAL COMPLETED MFP TRANSITIONS:

61

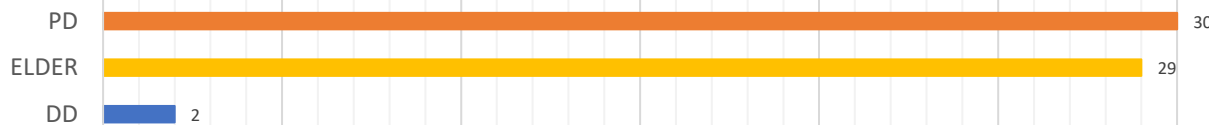
TRANSITION LONGEVITY FROM REFERRAL DATE TO TRANSITION DATE




NOTES:

Since 12/14/20, 61 TPMs have successfully transitioned from a nursing facility to the community under MFP. 19 were transitioned in the first 6-months and 42 were transitioned in the last 6-months. 30 were individuals with physical disability (PD), 29 were older adults (Elder) and 2 had a Developmental Disability (DD). All individuals transitioned to an integrated setting. The transition setting of 'other' is an Adult Foster Care.

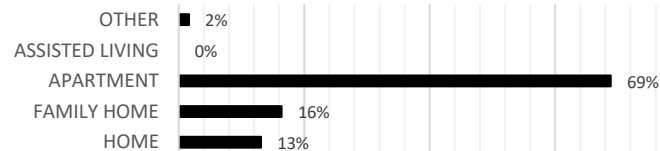
COMPLETED MFP TRANSITIONS PER GRANT POPULATION



INSTITUTIONAL SETTING



TRANSITION SETTING



2021 AGING TRANSITION SERVICES USDOJ SA DASHBOARD

ADRL TRANSITION SERVICE TPM REFERRAL SUMMARY

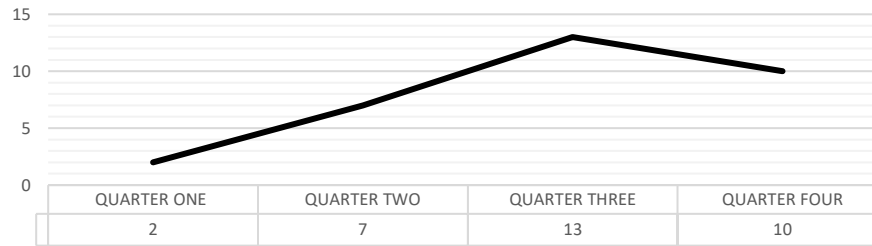
USDOJ SETTLEMENT YEAR (DECEMBER 14TH - DECEMBER 13TH)

UPDATED: 6/10/2021

TOTAL ADRL REFERRALS:

32

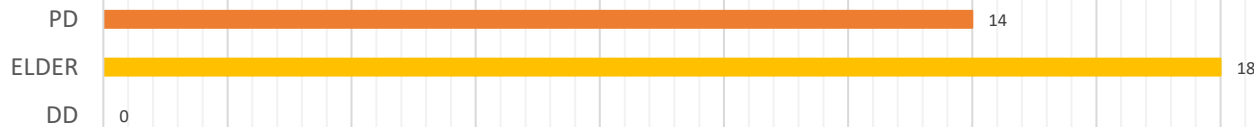
ADRL REFERRALS PER USDOJ SA REPORTING PERIOD



NOTES:

As part of the Federal pandemic relief efforts, the State was awarded an ACL ADRL grant to assist individuals to transition from an institutional setting to the community. 32 referrals were received.

TOTAL ADRL REFERRALS PER TARGET POPULATION



ADRL TPM TRANSITION SUMMARY

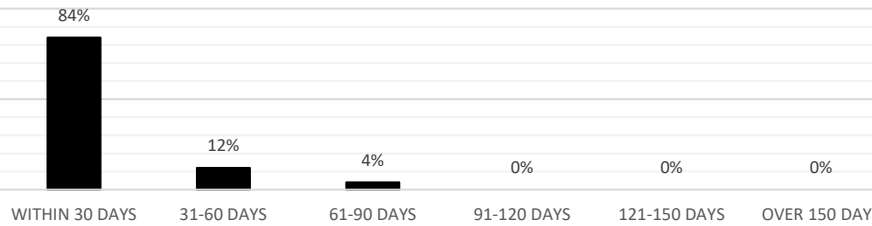
US DOJ SETTLEMENT YEAR (DECEMBER 14TH - DECEMBER 13TH)

UPDATED: 6/10/2021

TOTAL COMPLETED ADRL TRANSITIONS:

25

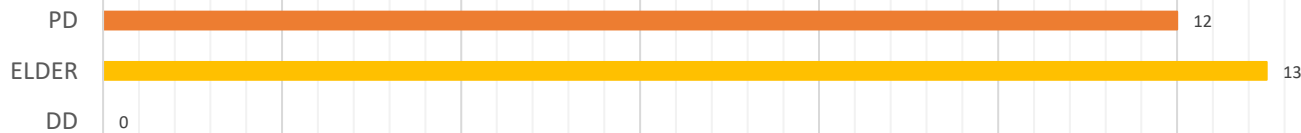
TRANSITION LONGEVITY FROM REFERRAL DATE TO TRANSITION DATE




NOTES:

Since 12/14/20, 25 TPMs have successfully transitioned to the community under the ADRL grant. 12 were individuals with physical disability (PD) and 13 were older adults (Elder). All individuals transitioned to an integrated setting. The transition setting of 'other' is an Adult Foster Care.

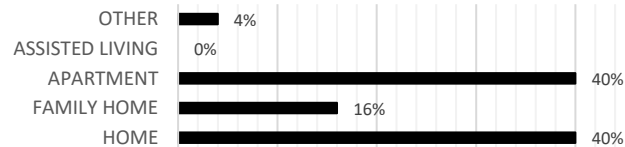
COMPLETED ADRL TRANSITIONS PER TARGET POPULATION



INSTITUTIONAL SETTING



TRANSITION SETTING



3/7/2022

2021 AGING TRANSITION SERVICES USDOJ SA DASHBOARD

MW COMMUNITY TRANSITION SERVICE TPM REFERRAL SUMMARY


USDOJ SETTLEMENT YEAR (DECEMBER 14TH - DECEMBER 13TH)

UPDATED: 6/10/2021

TOTAL MW COMMUNITY TRANSITION REFERRALS:

1

MW COMMUNITY TRANSITION REFERRALS PER USDOJ SA REPORTING PERIOD



NOTES:

The HCBS Medicaid Waiver pays for community transition support services to eligible individuals.

TOTAL MW TRANSITION REFERRALS PER TARGET POPULATION



MW COMMUNITY TRANSITION SERVICE TPM TRANSITION SUMMARY

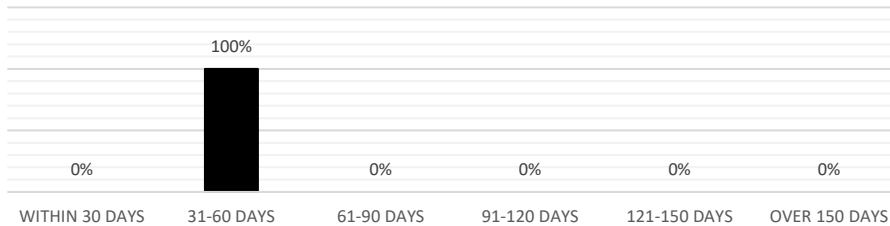
US DOJ SETTLEMENT YEAR (DECEMBER 14TH - DECEMBER 13TH)

UPDATED: 6/10/2021

TOTAL COMPLETED MW COMMUNITY TRANSITIONS:

1

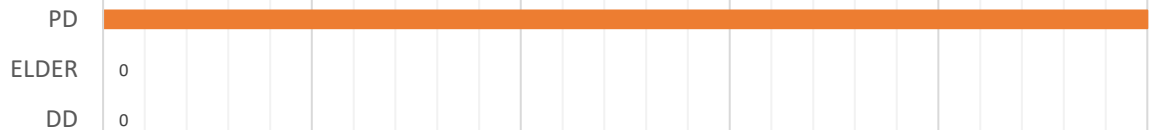
TRANSITION LONGEVITY FROM REFERRAL DATE TO TRANSITION DATE




NOTES:

Since 12/14/20, 1 TPM with physical disability has successfully transitioned to an integrated setting in community under the HCBS waiver community transition services.


COMPLETED MW COMMUNITY TRANSITIONS PER TARGET POPULATION



INSTITUTIONAL SETTING



TRANSITION SETTING



2021 AGING TRANSITION SERVICES USDOJ SA DASHBOARD

TRANSITIONS WITHOUT COMMUNITY SUPPORTS SUMMARY

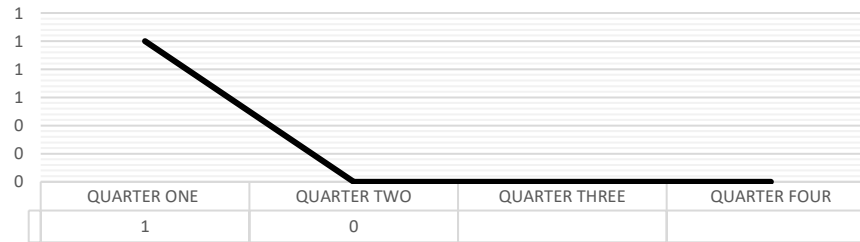
USDOJ SETTLEMENT YEAR (DECEMBER 14TH - DECEMBER 13TH)

UPDATED: 6/11/2021

TOTAL TRANSITIONS WITHOUT SUPPORTS:

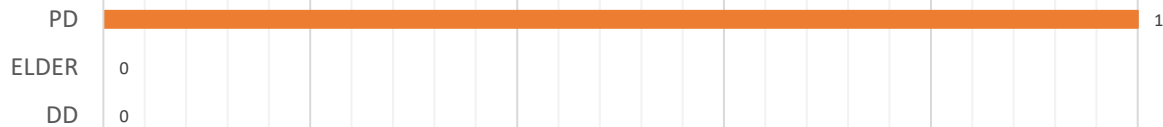
1

TRANSITION REFERRALS PER USDOJ SA REPORTING PERIOD



NOTES:

TOTAL TRANSITION REFERRALS PER TARGET POPULATION



TRANSITIONS WITHOUT COMMUNITY SUPPORTS SUMMARY

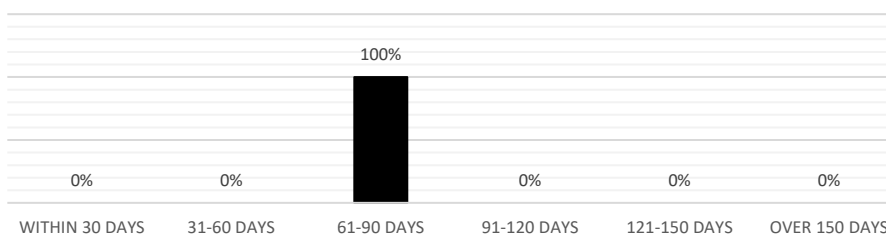
US DOJ SETTLEMENT YEAR (DECEMBER 14TH - DECEMBER 13TH)

UPDATED: 1/0/1900

TOTAL COMPLETED TRANSITIONS WITHOUT SUPPORTS:

1

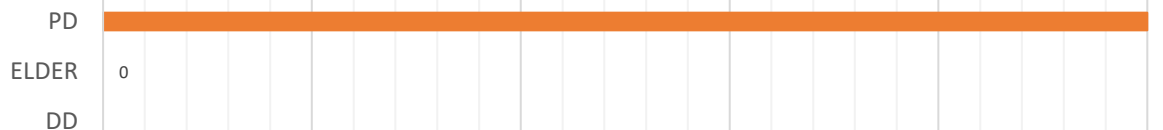
TRANSITION LONGEVITY FROM REFERRAL DATE TO TRANSITION DATE




NOTES:

Since 12/14/20, 1 TPM with physical disability successfully transitioned to a integrated setting without the assistance of any transition supports. The recipient is receiving HCBS.


COMPLETED TRANSITIONS WITHOUT SUPPORTS PER TARGET POPULATION



INSTITUTIONAL SETTING



TRANSITION SETTING



3/7/2022

2021 AGING SERVICES HOUSING USDOJ SA DASHBOARD

TPM TRANSITION PERMANENT SUPPORTED HOUSING SUMMARY

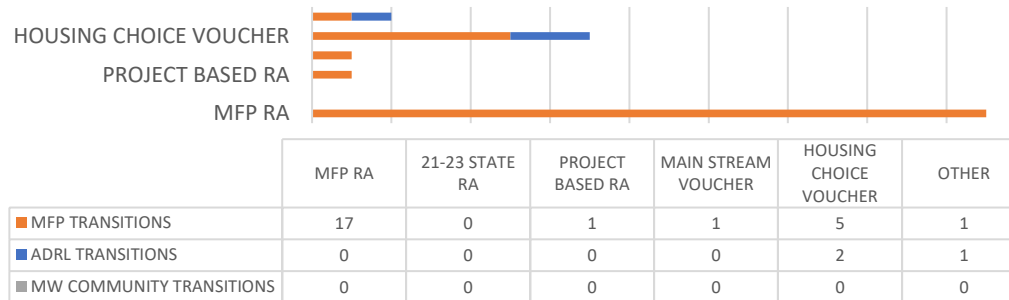
USDOJ SETTLEMENT YEAR (DECEMBER 14TH - DECEMBER 13TH)

UPDATED: 1/5/2022

TOTAL TPM WITH PERMANENT SUPPORTED HOUSING:

28

TPM PERMANENT SUPPORTIVE HOUSING SUMMARY



NOTES:

28 TPMs who were successfully transitioned to the community received PSH in year one of the SA. Please reference separate note on page 2 of the Housing Dashboard for program definitions. The MFP Housing Facilitators have also assisted an additional 20 TPMs with applications for at least one type of Rental Assistance.

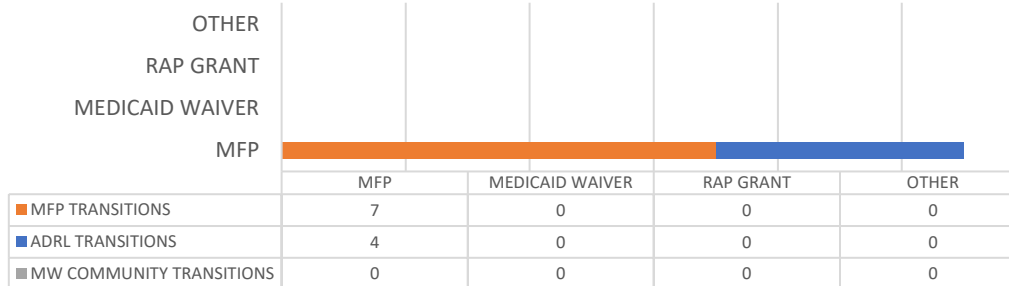
USDOJ SETTLEMENT YEAR (DECEMBER 14TH - DECEMBER 13TH)

UPDATED: 1/5/2022

TOTAL TPM WITH MODIFICATION ASSISTANCE:

11

TPM HOME MODIFICATION SUMMARY



NOTES:

11 TPMs who were successfully transitioned to the community received assistance with home modifications in year one of the SA. TPMs are offered home modification services to ensure a safe living environment post transition.

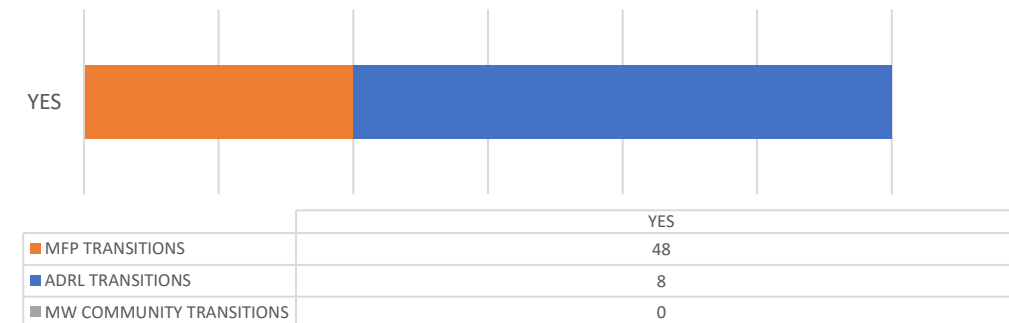
USDOJ SETTLEMENT YEAR (DECEMBER 14TH - DECEMBER 13TH)

UPDATED: 1/5/2022

TOTAL TPM WHO RECEIVED HOUSING FACILITATION:

56

TPM HOUSING FACILITATION SUMMARY



NOTES:

56 TPMs who were successfully transitioned to the community received Housing Facilitations in year one of the SA. Housing facilitators work with the MFP transition team to assist TPMs in locating and securing integrated housing in the community.

2021 AGING SERVICES HOUSING USDOJ SA DASHBOARD

TPM PERMANENT SUPPORTED HOUSING SUMMARY NOTE

MFP RENTAL ASSISTANCE (RA):

Temporary RA funded by MFP Rebalancing funds generally following the policies of the local housing authority.

21-23 State RA:

RA funded with State general funds to support transitions from SNF.

Project Based RA:

Assigned to specific housing units and makes up the difference between market rents and what low-income tenants can afford, based on paying 30% of household income for rent.

Housing Choice Voucher (HCV):

Allow low-income families to choose and lease or purchase safe, and affordable privately-owned rental housing. An HCV makes up the difference between market rents and what low-income tenants can afford, based on paying 30% of household income for rent.

Mainstream Voucher:

Assist non-elderly persons with disabilities. Aside from serving a special population, Mainstream vouchers are administered using the same rules as other housing choice vouchers.

Other:

RA from other Federal funding sources.